



My Health LA
Monthly Enrollment Report
December 2021

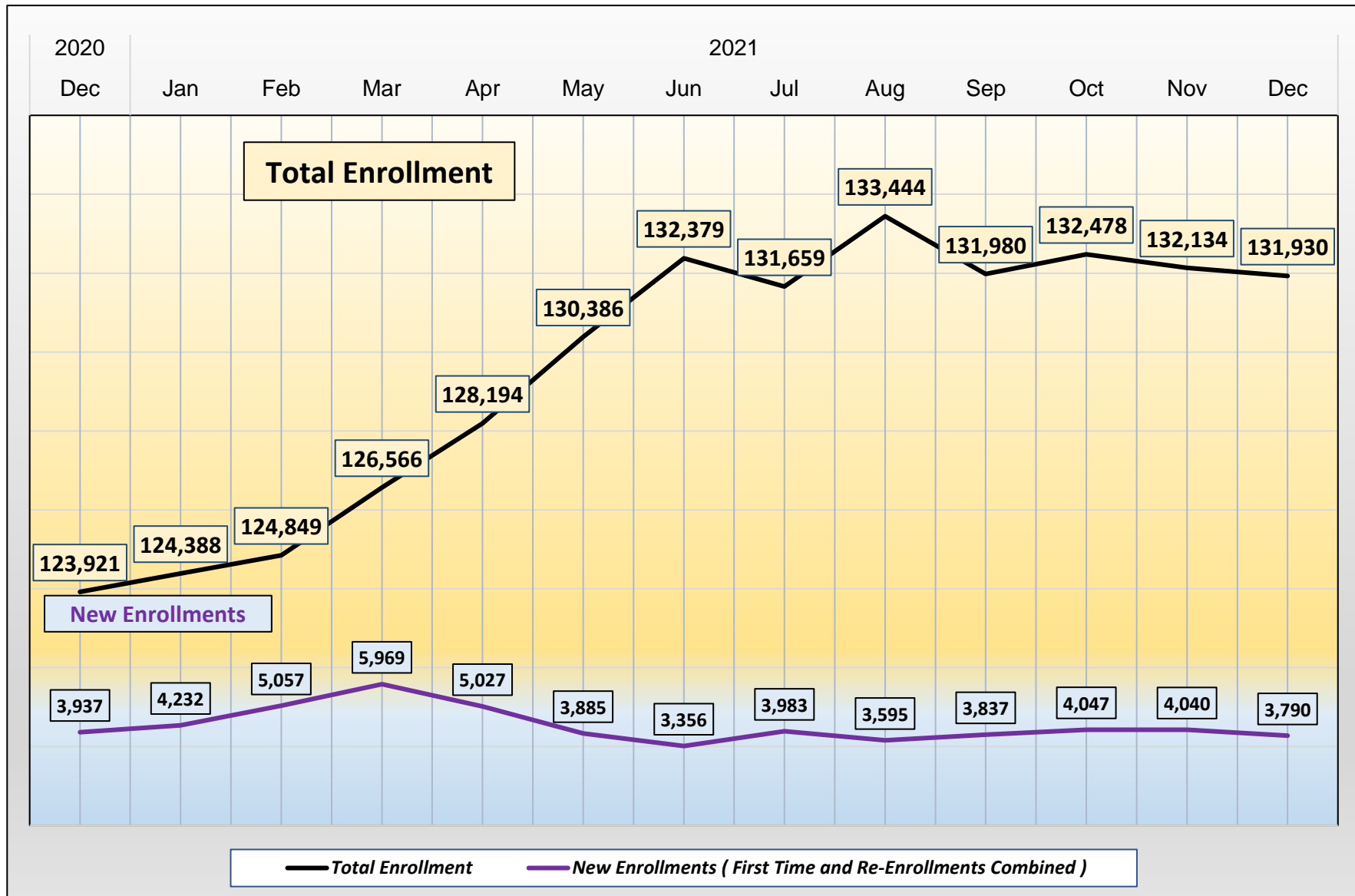
Table of Contents

A.	MHLA Total Enrollment and New Enrollments By Month <i>All Community Partners Combined</i>	2
B.	MHLA Renewal / Re-Enrollment Rates By Month <i>All Community Partners Combined</i>	3
C.	How Many MHLA Members Does Each Community Partner Have? <i>MHLA Enrollment Table By Community Partner - December 2021</i>	4
D.	How Many Renewed Their Application? <i>Renewal Rate By Community Partner - December 2021</i>	7

MHLA Total Enrollment and New Enrollments By Month

All Community Partners Combined

Dec 2020 to Dec 2021

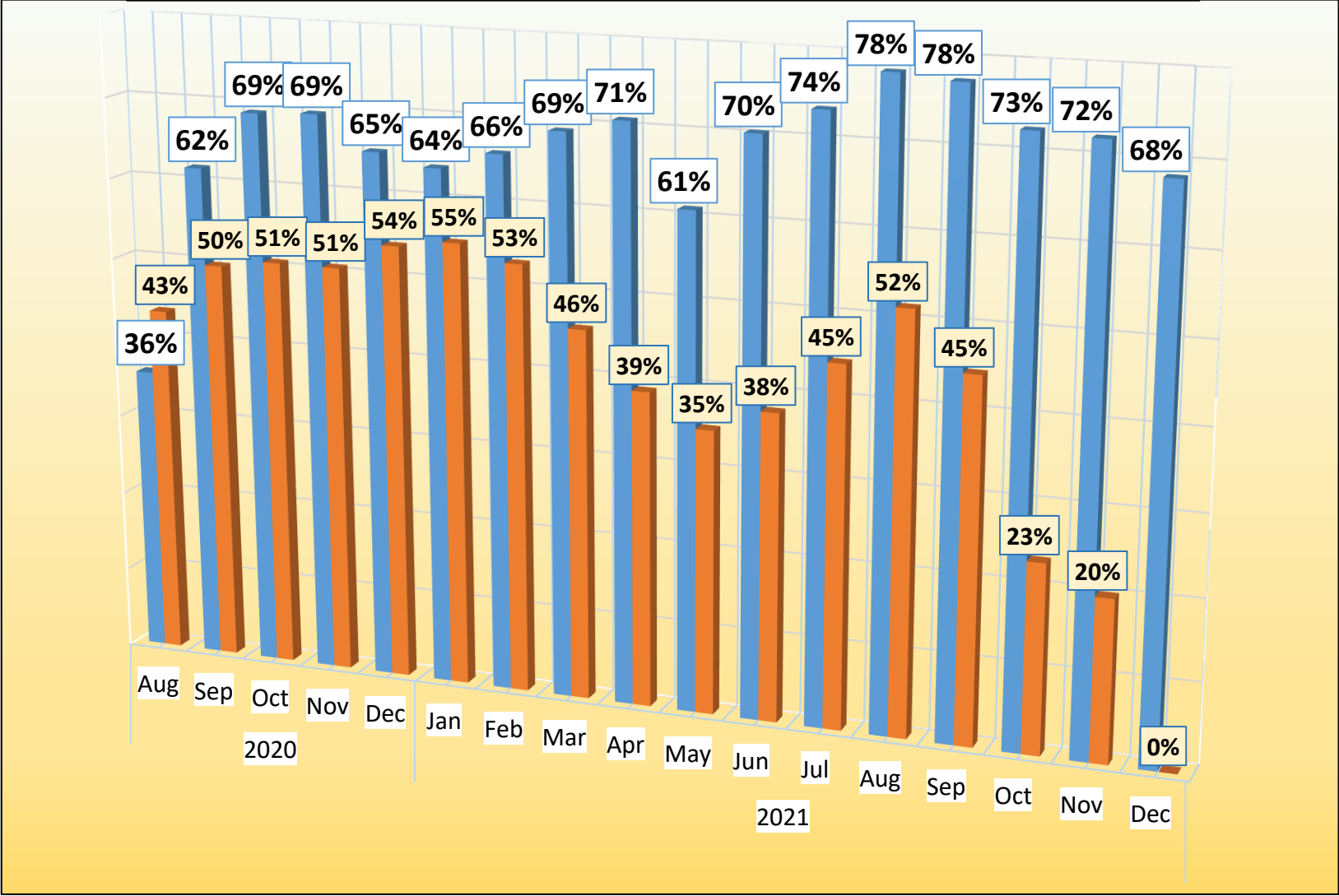


Data Source for Total Enrollment: Monthly Demographic Report - Dec 2021

Data Source for New Enrollments: Monthly MGF Report - Dec 2021

MHLA Renewal / Re-Enrollment Rates By Month - FY 20-21 & FY 21-22 (All Community Partners Combined)

- Renewal Rate
- % of Non-Renewals for the Month That Re-Enrolled Later (All Months Updated)



How Many MHLA Members Does Each Community Partner Have?
MHLA Enrollment Table By Community Partner - December 2021

	Community Partner (A to Z)	# of MHLA Members			How Much Has Changed?	
		Last year	Last Month	Current	Since Last Month	Since Last Year
		December 2020	November 2021	December 2021		
1	ALL FOR HEALTH, HEALTH FOR ALL, INC.	280	349	342	-2.0% Decrease ↓	+22.1% Increase ↑
2	ALL INCLUSIVE COMMUNITY HEALTH CENTER	233	505	527	+4.4% Increase ↑	+126.2% Increase ↑
3	ALTAMED HEALTH SERVICES CORPORATION	3,528	3,359	3,315	-1.3% Decrease ↓	-6.0% Decrease ↓
4	APLA HEALTH AND WELLNESS	159	187	184	-1.6% Decrease ↓	+15.7% Increase ↑
5	ARROYO VISTA FAMILY HEALTH FOUNDATION	2,937	3,033	2,995	-1.3% Decrease ↓	+2.0% Increase ↑
6	ASIAN PACIFIC HEALTH CARE VENTURE, INC.	2,063	2,382	2,387	+0.2% Increase ↑	+15.7% Increase ↑
7	BARTZ-ALTADONNA COMMUNITY HEALTH CENTER	463	599	622	+3.8% Increase ↑	+34.3% Increase ↑
8	BEHAVIORAL HEALTH SERVICES, INC.	83	197	197	0.0% Increase ↑	+137.3% Increase ↑
9	BENEVOLENCE INDUSTRIES, INCORPORATED	459	599	591	-1.3% Decrease ↓	+28.8% Increase ↑
10	CENTER FOR FAMILY HEALTH AND EDUCATION, INC.	167	268	273	+1.9% Increase ↑	+63.5% Increase ↑
11	CENTRAL CITY COMMUNITY HEALTH CENTER, INC.	1,434	1,350	1,318	-2.4% Decrease ↓	-8.1% Decrease ↓
12	CENTRAL NEIGHBORHOOD HEALTH FOUNDATION	459	457	450	-1.5% Decrease ↓	-2.0% Decrease ↓
13	CHINATOWN SERVICE CENTER	143	157	154	-1.9% Decrease ↓	+7.7% Increase ↑
14	CLINICA MSR. OSCAR A. ROMERO	3,925	3,813	3,785	-0.7% Decrease ↓	-3.6% Decrease ↓
15	COMMUNITY HEALTH ALLIANCE OF PASADENA	1,939	2,063	2,062	-0.0% Decrease ↓	+6.3% Increase ↑

Part C: How Many MHLA Members Does Each Community Partner Have?

Los Angeles County - Department of Health Services
My Health LA - Monthly Enrollment Report

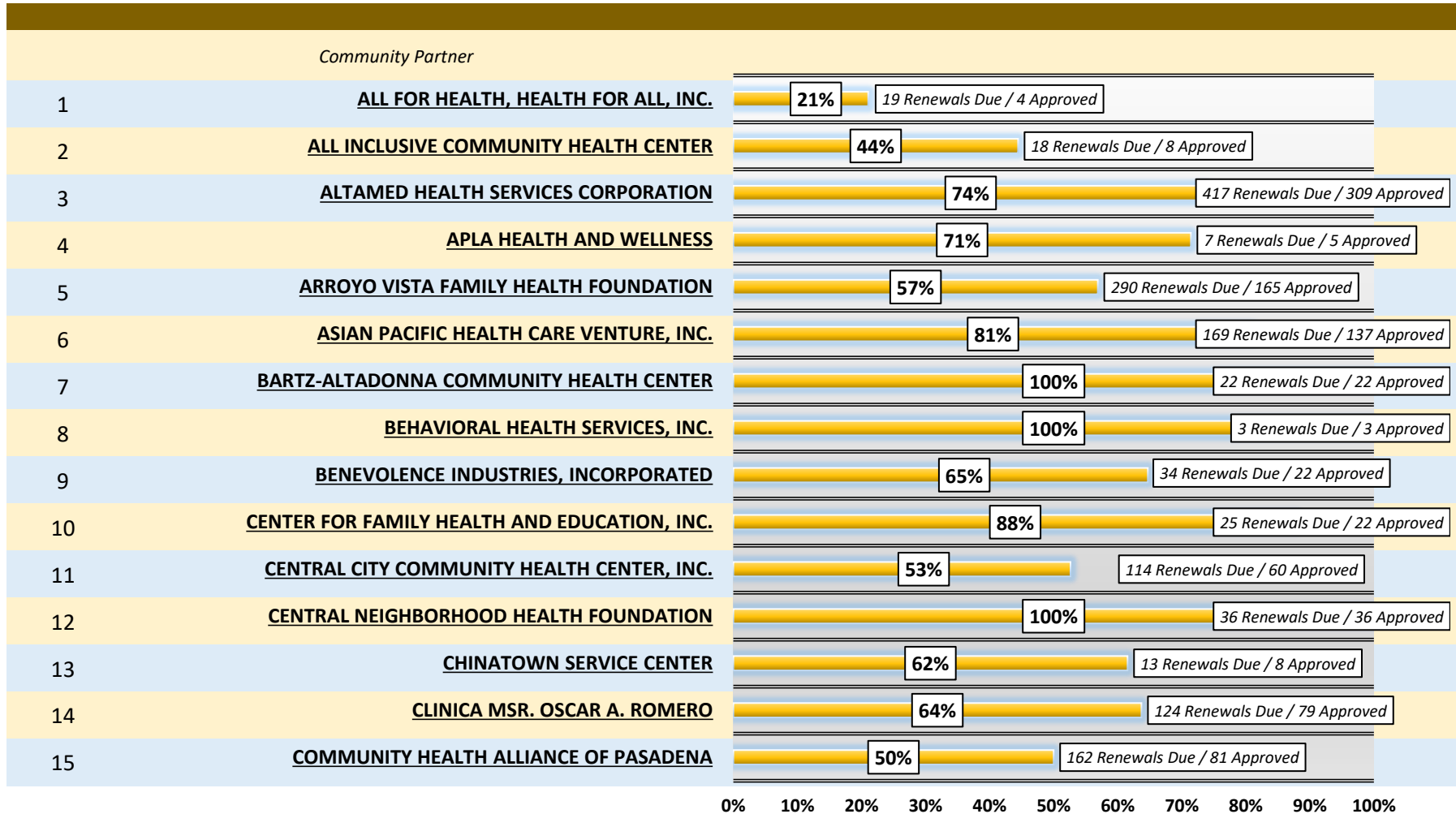
16	COMPREHENSIVE COMMUNITY HEALTH CENTERS, INC.	2,877	3,502	3,517	+0.4% Increase ↑	+22.2% Increase ↑
17	EAST VALLEY COMMUNITY HEALTH CENTER, INC.	4,018	4,260	4,282	+0.5% Increase ↑	+6.6% Increase ↑
18	EL PROYECTO DEL BARRIO, INC.	3,746	3,899	3,880	-0.5% Decrease ↓	+3.6% Increase ↑
19	FAMILY HEALTH CARE CENTERS OF GREATER LOS ANGELES, INC.	4,141	4,035	4,034	-0.0% Decrease ↓	-2.6% Decrease ↓
20	GARFIELD HEALTH CENTER	144	139	140	+0.7% Increase ↑	-2.8% Decrease ↓
21	HARBOR COMMUNITY CLINIC	718	816	815	-0.1% Decrease ↓	+13.5% Increase ↑
22	HERALD CHRISTIAN HEALTH CENTER	90	84	83	-1.2% Decrease ↓	-7.8% Decrease ↓
23	JWCH INSTITUTE, INC.	9,107	9,876	9,922	+0.5% Increase ↑	+8.9% Increase ↑
24	KEDREN COMMUNITY HEALTH CENTER, INC.	122	180	182	+1.1% Increase ↑	+49.2% Increase ↑
25	KHEIR CLINIC	1,786	1,867	1,906	+2.1% Increase ↑	+6.7% Increase ↑
26	LOS ANGELES CHRISTIAN HEALTH CENTERS	986	1,253	1,246	-0.6% Decrease ↓	+26.4% Increase ↑
27	LOS ANGELES LGBT CENTER	29	26	26	0.0% Increase ↑	-10.3% Decrease ↓
28	NORTHEAST VALLEY HEALTH CORP.	9,974	10,065	10,090	+0.2% Increase ↑	+1.2% Increase ↑
29	PEDIATRIC AND FAMILY MEDICAL CENTER, DBA EISNER PEDIATRIC & FAMILY MEDICAL CENTER	3,941	3,930	3,925	-0.1% Decrease ↓	-0.4% Decrease ↓
30	POMONA COMMUNITY HEALTH CENTER	510	650	647	-0.5% Decrease ↓	+26.9% Increase ↑
31	QUEENSCARE HEALTH CENTERS	5,220	5,291	5,295	+0.1% Increase ↑	+1.4% Increase ↑
32	SAMUEL DIXON FAMILY HEALTH CENTER, INC.	545	602	571	-5.1% Decrease ↓	+4.8% Increase ↑
33	SAN FERNANDO COMMUNITY HOSPITAL DBA SAN FERNANDO CHC	1,118	1,149	1,131	-1.6% Decrease ↓	+1.2% Increase ↑
34	SOUTH CENTRAL FAMILY HEALTH CENTER	4,510	5,169	5,192	+0.4% Increase ↑	+15.1% Increase ↑

Part C: How Many MHLA Members Does Each Community Partner Have?

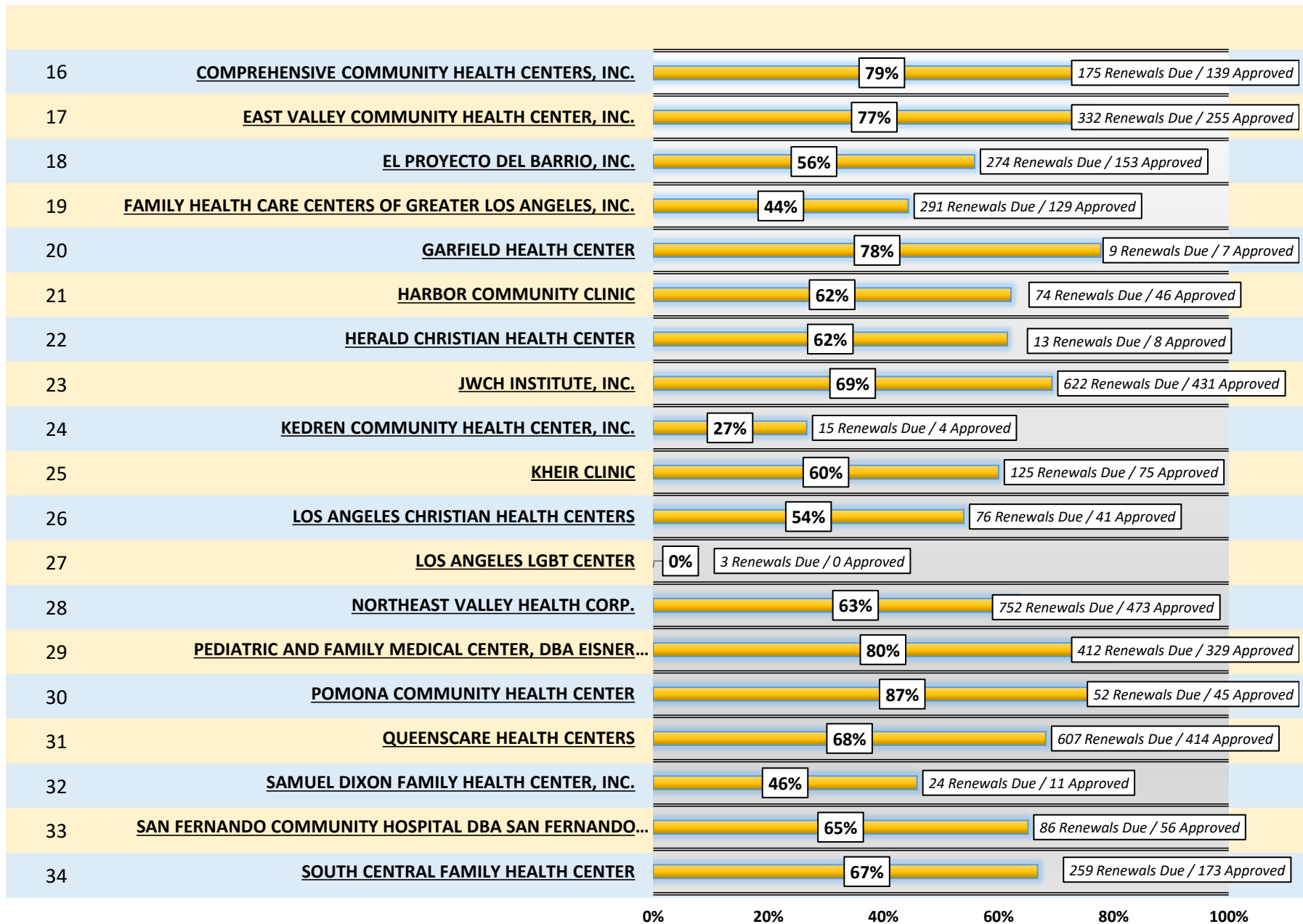
Los Angeles County - Department of Health Services
My Health LA - Monthly Enrollment Report

35	ST. JOHN'S WELL CHILD AND FAMILY CENTER, INC.	20,857	24,075	23,999	-0.3% Decrease ↓	+15.1% Increase ↑
36	TARZANA TREATMENT CENTER, INC.	941	968	947	-2.2% Decrease ↓	+0.6% Increase ↑
37	THE ACHIEVABLE FOUNDATION	34	32	32	0.0% Increase ↑	-5.9% Decrease ↓
38	THE CHILDREN'S CLINIC, SERVING CHILDREN AND THEIR FAMILIES	3,422	3,112	3,102	-0.3% Decrease ↓	-9.4% Decrease ↓
39	THE CLINIC, INC.	1,394	1,429	1,402	-1.9% Decrease ↓	+0.6% Increase ↑
40	THE LOS ANGELES FREE CLINIC, DBA SABAN COMMUNITY CLINIC	5,015	5,012	4,973	-0.8% Decrease ↓	-0.8% Decrease ↓
41	THE NORTHEAST COMMUNITY CLINIC	1,674	1,564	1,559	-0.3% Decrease ↓	-6.9% Decrease ↓
42	UNIVERSAL COMMUNITY HEALTH CENTER	138	155	169	+9.0% Increase ↑	+22.5% Increase ↑
43	UNIVERSITY MUSLIM MEDICAL ASSOCIATION, INC. (UMMA)	1,114	1,168	1,164	-0.3% Decrease ↓	+4.5% Increase ↑
44	VALLEY COMMUNITY HEALTHCARE	5,194	5,262	5,228	-0.6% Decrease ↓	+0.7% Increase ↑
45	VENICE FAMILY CLINIC	3,611	7,793	7,785	-0.1% Decrease ↓	+115.6% Increase ↑
46	VIA CARE COMMUNITY HEALTH CENTER, INC.	1,903	2,332	2,416	+3.6% Increase ↑	+27.0% Increase ↑
47	WATTS HEALTHCARE CORP.	671	595	583	-2.0% Decrease ↓	-13.1% Decrease ↓
48	WESTSIDE FAMILY HEALTH CENTER	335	362	362	0.0% Increase ↑	+8.1% Increase ↑
49	WHITE MEMORIAL COMMUNITY HEALTH CENTER	296	340	373	+9.7% Increase ↑	+26.0% Increase ↑
50	WILMINGTON COMMUNITY CLINIC	1,935	1,823	1,750	-4.0% Decrease ↓	-9.6% Decrease ↓
	Total	123,921	132,134	131,930	-0.2% Decrease ↓	+6.5% Increase ↑

How Many Renewed Their Application? Renewal Rate By Community Partner - December 2021 (A to Z)



Continued On Next Page



Continued On Next Page

