



National Marine Manufacturers Association

nmma.org

ECONOMIC SIGNIFICANCE OF RECREATIONAL BOATING IN CALIFORNIA



TOTAL ANNUAL ECONOMIC IMPACT OF RECREATIONAL BOATING:


\$8.94 BILLION

Number of Recreational Boats*	826,596
Recreational Boating Industry Businesses	3,062
Total Jobs	71,748
Annual Recreational Boating-Related Spending	\$3.8 BILLION

RECREATIONAL BOATS IN CALIFORNIA

TOTAL BOATS* ▶ 826,596

REGISTERED BOATS	826,596
Power boats	605,112
PWCs	146,458
Sailboats	52,879
Other Boats	22,147
HOUSEHOLDS PER BOAT	15.3

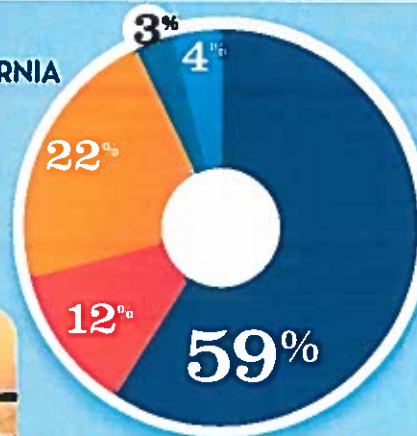


*Total boats are registered boats as reported by states to the USCG.

RECREATIONAL BOATING CREATES JOBS IN CALIFORNIA

TOTAL BOATING JOBS ▶ 25,687

Boat Building	1,113
Motor / Engine Mfr.	679
Accessory / Supplies Mfr.	5,636
Dealers / Wholesalers	3,166
Boat Services	15,093



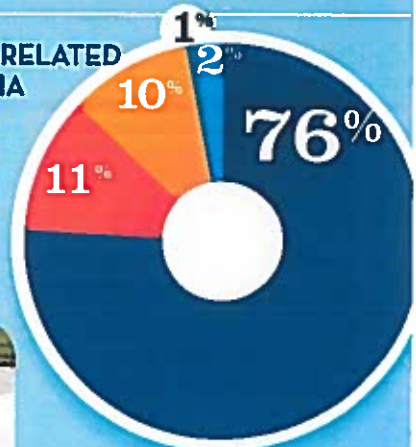
● BOAT BUILDING ● DLRS/WHOLESALEERS
● MOTOR/ENG. MFR. ● BOAT SERVICES
● ACC./SUPPLIES MFR.



RECREATIONAL BOATING-RELATED BUSINESSES IN CALIFORNIA

TOTAL BUSINESSES ▶ 3,062

Boat Building	77
Motor / Engine Mfr.	23
Accessory / Supplies Mfr.	312
Dealers / Wholesalers	335
Boat Services	2,315



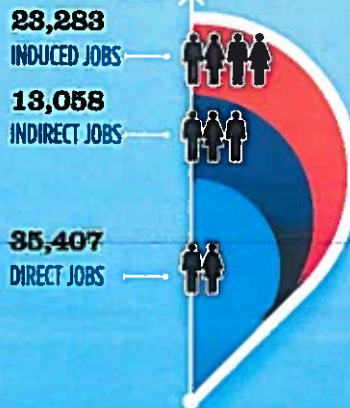
● BOAT BUILDING ● DLRS/WHOLESALEERS
● MOTOR/ENG. MFR. ● BOAT SERVICES
● ACC./SUPPLIES MFR.



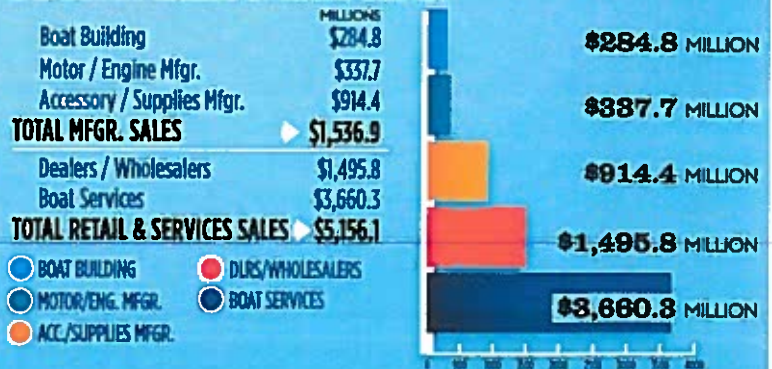
ESTIMATED JOBS IMPACT OF RECREATIONAL BOATING-RELATED SPENDING IN CALIFORNIA

EST. TOTAL JOBS ▶ 71,748

EST. TOTAL LABOR INCOME	\$2,959.7 MILLIONS
Est. Direct Income	\$1,216
Est. Indirect Income	\$742.6
Est. Induced Income	\$1,019.1



RECREATIONAL BOATING INDUSTRY SALES IN CALIFORNIA



● BOAT BUILDING ● DLRS/WHOLESALEERS
● MOTOR/ENG. MFR. ● BOAT SERVICES
● ACC./SUPPLIES MFR.