

APPENDIX C:


Marina Del Rey Sediment Characterization Study

Sediment Chemistry and Grain Size Reports

APPENDIX C.1:

Marina Del Rey Sediment Characterization Study

Sediment Chemistry



CRG

Marine
Laboratories, Inc.

"A Center for Excellence in Analytical Chemistry and Environmental Microbiology"

November 06, 2007

Weston Solutions
2433 Impala Drive
Carlsbad, CA 92008

Re: CRG Marine Laboratories
Weston Solutions

Project ID: P27221d
Project ID: LADPW MDR

ATTN: Shelly Anghera

CRG Laboratories is pleased to provide you with the enclosed analytical data report for your LADPW MDR project. According to the chain-of-custody, 20 samples were received intact at CRG on 9/19/2007. Per your instructions, the samples were analyzed for:

- Trace Metals By ICPMS Using Method EPA 6020m
- Chlorinated Pesticides By GCMS Using Method EPA 8270Cm
- PCB Congeners By GCMS Using Method EPA 8270Cm

The following analysis were subcontracted to other laboratories, results are included:

- TOC(Total Organic Carbon)

Please don't hesitate to call if you have any questions and thank you very much for using our laboratory for your analytical needs.

Regards,
Claire Waggoner

Reviewed and Approved _____

Project Sample List

Weston Solutions

CRG Project ID: 27221d

Project Officer: Shelly Anghera

Project Description: LADPW MDR

<i>CRG Sample ID#</i>	<i>Client Sample ID</i>	<i>Sample Description</i>	<i>Date Sampled</i>	<i>Matrix</i>
57274	MC-3	BOTTOM	17-Sep-07	Sediment
57275	MC-3	TOP	17-Sep-07	Sediment
57276	MC-2	BOTTOM	17-Sep-07	Sediment
57277	E-4	BOTTOM	18-Sep-07	Sediment
57278	E-4	TOP	18-Sep-07	Sediment
57279	E-2	BOTTOM	18-Sep-07	Sediment
57280	MC-5	BOTTOM	18-Sep-07	Sediment
57281	MC-2	TOP	17-Sep-07	Sediment
57282	MC-4	TOP	17-Sep-07	Sediment
57283	MC-5	TOP	18-Sep-07	Sediment
57284	MC-4	BOTTOM	17-Sep-07	Sediment
57285	F-1	BOTTOM	18-Sep-07	Sediment
57286	E-3	BOTTOM	18-Sep-07	Sediment
57287	D-1	BOTTOM	19-Sep-07	Sediment
57288	D-1	TOP	19-Sep-07	Sediment
57289	C-2	BOTTOM	19-Sep-07	Sediment
57290	D-3	BOTTOM	19-Sep-07	Sediment
57291	C-2	TOP	19-Sep-07	Sediment
57292	D-3	TOP	19-Sep-07	Sediment
57293	D-2	BOTTOM	19-Sep-07	Sediment

CRG's QUALITY ASSURANCE PROGRAM SUMMARY

BATCH: CRG's Quality Assurance Program Document defines a batch as a group of 20 or fewer samples of similar matrix, processed together under the same conditions and with the same reagents. Quality control samples are associated with each batch and are used to assess the validity of the sample analyses. CRG typically uses batch sizes of 10-15 samples.

PROCEDURAL BLANKS: Laboratory contamination was controlled through the analysis of procedural blanks on a minimum frequency of 1 per batch. CRG's Quality Assurance Program Document requires that all procedural blanks be below 10 times the MDL and all detectable constituents in the blanks be flagged in the sample results. The Procedural Blanks are presented in the Procedural Blank section of this report.

ACCURACY: Accuracy of the project data was indicated by analysis of matrix spikes, surrogate spikes, certified reference materials, and/or laboratory control materials on a minimum frequency of 1 per batch. CRG's Quality Assurance Program Document requires that 95% of the target compounds greater than 10 times the MDL be within the specified acceptance limits. The Acceptance Ranges are presented in the Accuracy Data section of this report.

PRECISION: Precision of the project data was determined by analysis of duplicate matrix spikes, blank spikes, and/or duplicate test sample analysis on a minimum frequency of 1 per batch. CRG's Quality Assurance Program Document requires that for 95% of the compounds >10 times the MDL, the % Relative Percent Difference (%RPD) should be within the specified acceptance range. The %RPD for the duplicate test sample analysis can be significantly affected by the homogeneity of the sample matrix within the sample container itself causing additional variability in the analytical results. In these cases, the QA/QC Acceptance Limits may be exceeded. The %RPD and Acceptance Ranges are presented in the Precision Data section of this report.

GLOSSARY OF TERMS

<u>Qualifier</u>	<u>Definition</u>
B	Analyte was detected in the associated method blank.
E	Analyte concentration exceeds the calibration range
H	Sample received and/or analyzed past the recommended holding time.
J	Analyte was detected at a concentration below the reporting limit and above the laboratory method detection limit. Reported value is estimated.
M1	Recovery of the Matrix Spike or Matrix Spike Duplicate compound was out of control due to matrix interference.
M2	The MS/MSD RPD was out of control due to matrix interference.
M3	Detection of the analyte was difficult due to matrix interference.
M4	Spike or surrogate compound recovery was out of control due to matrix interference. The associated method blank spike or surrogate compound was in control and therefore the sample data was reported without further clarification.
ND or U	Parameter not detected at the indicated reporting limit.
NES	Not enough sample.
Q1	Spike recovery and RPD control limits do not apply resulting from the parameter concentration in the sample exceeding the spike concentration.
Q2	The sample RPD was out of control. Sample is heterogeneous and sample homogeneity could not be readily achieved using routine laboratory practices.
R	Analyte was removed by the sample preparation/extraction procedure as seen by the MS/MSD recoveries. RPD acceptance ranges do not apply.

DATA REPORT

TRACE METAL RESULTS

CRG Marine Laboratories, Inc.

2020 Del Amo Blvd., Suite 200, Torrance, CA 90501-1206 (310) 533-5190 FAX (310) 533-5003 crglabs@sbcglobal.net

Trace Metals

Client: *Weston Solutions*

CRG Project ID: *27221d*

CRG ID#: 57274	Sample: MC-3	BOTTOM	Date Sampled: 17-Sep-07 14:00
Replicate #: R1	Description: LADPW MDR		Date Received: 19-Sep-07
DILUTION FACTOR: 1	Matrix: Sediment		

CONSTITUENT	FRACTION	METHOD	RESULT	UNITS	MDL	RL	DATE PROCESSED	DATE ANALYZED	BATCH ID
Aluminum (Al)	NA	EPA 6020m	25120	µg/dry g	1	5	08-Oct-07	10-Oct-07	27221d-17069
Antimony (Sb)	NA	EPA 6020m	0.307	µg/dry g	0.025	0.05	08-Oct-07	10-Oct-07	27221d-17069
Arsenic (As)	NA	EPA 6020m	8.664	µg/dry g	0.025	0.05	08-Oct-07	10-Oct-07	27221d-17069
Barium (Ba)	NA	EPA 6020m	175.4	µg/dry g	0.025	0.05	08-Oct-07	10-Oct-07	27221d-17069
Beryllium (Be)	NA	EPA 6020m	0.694	µg/dry g	0.025	0.05	08-Oct-07	10-Oct-07	27221d-17069
Cadmium (Cd)	NA	EPA 6020m	0.586	µg/dry g	0.025	0.05	08-Oct-07	10-Oct-07	27221d-17069
Chromium (Cr)	NA	EPA 6020m	45.9	µg/dry g	0.025	0.05	08-Oct-07	10-Oct-07	27221d-17069
Cobalt (Co)	NA	EPA 6020m	12.67	µg/dry g	0.025	0.05	08-Oct-07	10-Oct-07	27221d-17069
Copper (Cu)	NA	EPA 6020m	36.81	µg/dry g	0.025	0.05	08-Oct-07	10-Oct-07	27221d-17069
Iron (Fe)	NA	EPA 6020m	40560	µg/dry g	1	5	08-Oct-07	10-Oct-07	27221d-17069
Lead (Pb)	NA	EPA 6020m	12.4	µg/dry g	0.025	0.05	08-Oct-07	10-Oct-07	27221d-17069
Manganese (Mn)	NA	EPA 6020m	354.5	µg/dry g	0.025	0.05	08-Oct-07	10-Oct-07	27221d-17069
Molybdenum (Mo)	NA	EPA 6020m	2.906	µg/dry g	0.025	0.05	08-Oct-07	10-Oct-07	27221d-17069
Nickel (Ni)	NA	EPA 6020m	29.2	µg/dry g	0.025	0.05	08-Oct-07	10-Oct-07	27221d-17069
Selenium (Se)	NA	EPA 6020m	1.261	µg/dry g	0.025	0.05	08-Oct-07	10-Oct-07	27221d-17069
Silver (Ag)	NA	EPA 6020m	0.147	µg/dry g	0.025	0.05	08-Oct-07	10-Oct-07	27221d-17069
Strontium (Sr)	NA	EPA 6020m	194.1	µg/dry g	0.025	0.05	08-Oct-07	10-Oct-07	27221d-17069
Thallium (Tl)	NA	EPA 6020m	0.3	µg/dry g	0.025	0.05	08-Oct-07	10-Oct-07	27221d-17069
Tin (Sn)	NA	EPA 6020m	1.491	µg/dry g	0.025	0.05	08-Oct-07	10-Oct-07	27221d-17069
Titanium (Ti)	NA	EPA 6020m	1171	µg/dry g	0.025	0.05	08-Oct-07	10-Oct-07	27221d-17069
Vanadium (V)	NA	EPA 6020m	76.6	µg/dry g	0.025	0.05	08-Oct-07	10-Oct-07	27221d-17069
Zinc (Zn)	NA	EPA 6020m	87.24	µg/dry g	0.025	0.05	08-Oct-07	10-Oct-07	27221d-17069

MDL= Method Detection Limit (CFR 40 Part 136); RL= Reporting Limit; J= Estimated Value below the RL and above the MDL; ND= Not Detected; NA= Not Applicable; MI = Matrix Interference

California ELAP Certificate # 2261
57274 R1

CRG Marine Laboratories, Inc.

2020 Del Amo Blvd., Suite 200, Torrance, CA 90501-1206 (310) 533-5190 FAX (310) 533-5003 crglabs@sbcglobal.net

Trace Metals

Client: *Weston Solutions*

CRG Project ID: *27221d*

CRG ID#: 57274	Sample: MC-3	BOTTOM	Date Sampled: 17-Sep-07 14:00
Replicate #: R2	Description: LADPW MDR		Date Received: 19-Sep-07
DILUTION FACTOR: 1	Matrix: Sediment		

CONSTITUENT	FRACTION	METHOD	RESULT	UNITS	MDL	RL	DATE PROCESSED	DATE ANALYZED	BATCH ID
Aluminum (Al)	NA	EPA 6020m	26580	µg/dry g	1	5	08-Oct-07	10-Oct-07	27221d-17069
Antimony (Sb)	NA	EPA 6020m	0.433	µg/dry g	0.025	0.05	08-Oct-07	10-Oct-07	27221d-17069
Arsenic (As)	NA	EPA 6020m	8.938	µg/dry g	0.025	0.05	08-Oct-07	10-Oct-07	27221d-17069
Barium (Ba)	NA	EPA 6020m	180.2	µg/dry g	0.025	0.05	08-Oct-07	10-Oct-07	27221d-17069
Beryllium (Be)	NA	EPA 6020m	0.713	µg/dry g	0.025	0.05	08-Oct-07	10-Oct-07	27221d-17069
Cadmium (Cd)	NA	EPA 6020m	0.598	µg/dry g	0.025	0.05	08-Oct-07	10-Oct-07	27221d-17069
Chromium (Cr)	NA	EPA 6020m	46.62	µg/dry g	0.025	0.05	08-Oct-07	10-Oct-07	27221d-17069
Cobalt (Co)	NA	EPA 6020m	13.21	µg/dry g	0.025	0.05	08-Oct-07	10-Oct-07	27221d-17069
Copper (Cu)	NA	EPA 6020m	38.46	µg/dry g	0.025	0.05	08-Oct-07	10-Oct-07	27221d-17069
Iron (Fe)	NA	EPA 6020m	44090	µg/dry g	1	5	08-Oct-07	10-Oct-07	27221d-17069
Lead (Pb)	NA	EPA 6020m	13.06	µg/dry g	0.025	0.05	08-Oct-07	10-Oct-07	27221d-17069
Manganese (Mn)	NA	EPA 6020m	385.6	µg/dry g	0.025	0.05	08-Oct-07	10-Oct-07	27221d-17069
Molybdenum (Mo)	NA	EPA 6020m	3.15	µg/dry g	0.025	0.05	08-Oct-07	10-Oct-07	27221d-17069
Nickel (Ni)	NA	EPA 6020m	30.52	µg/dry g	0.025	0.05	08-Oct-07	10-Oct-07	27221d-17069
Selenium (Se)	NA	EPA 6020m	1.24	µg/dry g	0.025	0.05	08-Oct-07	10-Oct-07	27221d-17069
Silver (Ag)	NA	EPA 6020m	0.244	µg/dry g	0.025	0.05	08-Oct-07	10-Oct-07	27221d-17069
Strontium (Sr)	NA	EPA 6020m	213	µg/dry g	0.025	0.05	08-Oct-07	10-Oct-07	27221d-17069
Thallium (Tl)	NA	EPA 6020m	0.317	µg/dry g	0.025	0.05	08-Oct-07	10-Oct-07	27221d-17069
Tin (Sn)	NA	EPA 6020m	1.535	µg/dry g	0.025	0.05	08-Oct-07	10-Oct-07	27221d-17069
Titanium (Ti)	NA	EPA 6020m	1279	µg/dry g	0.025	0.05	08-Oct-07	10-Oct-07	27221d-17069
Vanadium (V)	NA	EPA 6020m	77.01	µg/dry g	0.025	0.05	08-Oct-07	10-Oct-07	27221d-17069
Zinc (Zn)	NA	EPA 6020m	91.09	µg/dry g	0.025	0.05	08-Oct-07	10-Oct-07	27221d-17069

MDL= Method Detection Limit (CFR 40 Part 136); RL= Reporting Limit; J= Estimated Value below the RL and above the MDL; ND= Not Detected; NA= Not Applicable; MI = Matrix Interference

California ELAP Certificate # 2261
57274 R2

CRG Marine Laboratories, Inc.

2020 Del Amo Blvd., Suite 200, Torrance, CA 90501-1206 (310) 533-5190 FAX (310) 533-5003 crglabs@sbcglobal.net

Trace Metals

Client: *Weston Solutions*

CRG Project ID: *27221d*

CRG ID#: 57275

Sample: MC-3 TOP

Date Sampled: 17-Sep-07 14:00

Replicate #: R1

Description: LADPW MDR

Date Received: 19-Sep-07

DILUTION FACTOR: 1

Matrix: Sediment

CONSTITUENT	FRACTION	METHOD	RESULT	UNITS	MDL	RL	DATE PROCESSED	DATE ANALYZED	BATCH ID
Aluminum (Al)	NA	EPA 6020m	25840	µg/dry g	1	5	08-Oct-07	10-Oct-07	27221d-17069
Antimony (Sb)	NA	EPA 6020m	0.338	µg/dry g	0.025	0.05	08-Oct-07	10-Oct-07	27221d-17069
Arsenic (As)	NA	EPA 6020m	13.23	µg/dry g	0.025	0.05	08-Oct-07	10-Oct-07	27221d-17069
Barium (Ba)	NA	EPA 6020m	165.4	µg/dry g	0.025	0.05	08-Oct-07	10-Oct-07	27221d-17069
Beryllium (Be)	NA	EPA 6020m	0.745	µg/dry g	0.025	0.05	08-Oct-07	10-Oct-07	27221d-17069
Cadmium (Cd)	NA	EPA 6020m	0.675	µg/dry g	0.025	0.05	08-Oct-07	10-Oct-07	27221d-17069
Chromium (Cr)	NA	EPA 6020m	53.04	µg/dry g	0.025	0.05	08-Oct-07	10-Oct-07	27221d-17069
Cobalt (Co)	NA	EPA 6020m	12.68	µg/dry g	0.025	0.05	08-Oct-07	10-Oct-07	27221d-17069
Copper (Cu)	NA	EPA 6020m	86.53	µg/dry g	0.025	0.05	08-Oct-07	10-Oct-07	27221d-17069
Iron (Fe)	NA	EPA 6020m	45570	µg/dry g	1	5	08-Oct-07	10-Oct-07	27221d-17069
Lead (Pb)	NA	EPA 6020m	50.91	µg/dry g	0.025	0.05	08-Oct-07	10-Oct-07	27221d-17069
Manganese (Mn)	NA	EPA 6020m	335.7	µg/dry g	0.025	0.05	08-Oct-07	10-Oct-07	27221d-17069
Molybdenum (Mo)	NA	EPA 6020m	2.638	µg/dry g	0.025	0.05	08-Oct-07	10-Oct-07	27221d-17069
Nickel (Ni)	NA	EPA 6020m	31.32	µg/dry g	0.025	0.05	08-Oct-07	10-Oct-07	27221d-17069
Selenium (Se)	NA	EPA 6020m	1.21	µg/dry g	0.025	0.05	08-Oct-07	10-Oct-07	27221d-17069
Silver (Ag)	NA	EPA 6020m	1.318	µg/dry g	0.025	0.05	08-Oct-07	10-Oct-07	27221d-17069
Strontium (Sr)	NA	EPA 6020m	171.4	µg/dry g	0.025	0.05	08-Oct-07	10-Oct-07	27221d-17069
Thallium (Tl)	NA	EPA 6020m	0.333	µg/dry g	0.025	0.05	08-Oct-07	10-Oct-07	27221d-17069
Tin (Sn)	NA	EPA 6020m	2.584	µg/dry g	0.025	0.05	08-Oct-07	10-Oct-07	27221d-17069
Titanium (Ti)	NA	EPA 6020m	1131	µg/dry g	0.025	0.05	08-Oct-07	10-Oct-07	27221d-17069
Vanadium (V)	NA	EPA 6020m	76.57	µg/dry g	0.025	0.05	08-Oct-07	10-Oct-07	27221d-17069
Zinc (Zn)	NA	EPA 6020m	150.7	µg/dry g	0.025	0.05	08-Oct-07	10-Oct-07	27221d-17069

MDL= Method Detection Limit (CFR 40 Part 136); RL= Reporting Limit; J= Estimated Value below the RL and above the MDL; ND= Not Detected; NA= Not Applicable; MI = Matrix Interference

California ELAP Certificate # 2261
57275 R1

CRG Marine Laboratories, Inc.

2020 Del Amo Blvd., Suite 200, Torrance, CA 90501-1206 (310) 533-5190 FAX (310) 533-5003 crglabs@sbcglobal.net

Trace Metals

Client: *Weston Solutions*

CRG Project ID: *27221d*

CRG ID#: 57276	Sample: MC-2	Location: BOTTOM	Date Sampled: 17-Sep-07 17:00
Replicate #: R1	Description: LADPW MDR		Date Received: 19-Sep-07
DILUTION FACTOR: 1	Matrix: Sediment		

CONSTITUENT	FRACTION	METHOD	RESULT	UNITS	MDL	RL	DATE PROCESSED	DATE ANALYZED	BATCH ID
Aluminum (Al)	NA	EPA 6020m	22750	µg/dry g	1	5	08-Oct-07	10-Oct-07	27221d-17069
Antimony (Sb)	NA	EPA 6020m	0.31	µg/dry g	0.025	0.05	08-Oct-07	10-Oct-07	27221d-17069
Arsenic (As)	NA	EPA 6020m	6.203	µg/dry g	0.025	0.05	08-Oct-07	10-Oct-07	27221d-17069
Barium (Ba)	NA	EPA 6020m	158.1	µg/dry g	0.025	0.05	08-Oct-07	10-Oct-07	27221d-17069
Beryllium (Be)	NA	EPA 6020m	0.676	µg/dry g	0.025	0.05	08-Oct-07	10-Oct-07	27221d-17069
Cadmium (Cd)	NA	EPA 6020m	0.436	µg/dry g	0.025	0.05	08-Oct-07	10-Oct-07	27221d-17069
Chromium (Cr)	NA	EPA 6020m	42.31	µg/dry g	0.025	0.05	08-Oct-07	10-Oct-07	27221d-17069
Cobalt (Co)	NA	EPA 6020m	14.12	µg/dry g	0.025	0.05	08-Oct-07	10-Oct-07	27221d-17069
Copper (Cu)	NA	EPA 6020m	47.45	µg/dry g	0.025	0.05	08-Oct-07	10-Oct-07	27221d-17069
Iron (Fe)	NA	EPA 6020m	45090	µg/dry g	1	5	08-Oct-07	10-Oct-07	27221d-17069
Lead (Pb)	NA	EPA 6020m	17.61	µg/dry g	0.025	0.05	08-Oct-07	10-Oct-07	27221d-17069
Manganese (Mn)	NA	EPA 6020m	295.8	µg/dry g	0.025	0.05	08-Oct-07	10-Oct-07	27221d-17069
Molybdenum (Mo)	NA	EPA 6020m	1.416	µg/dry g	0.025	0.05	08-Oct-07	10-Oct-07	27221d-17069
Nickel (Ni)	NA	EPA 6020m	27.72	µg/dry g	0.025	0.05	08-Oct-07	10-Oct-07	27221d-17069
Selenium (Se)	NA	EPA 6020m	0.801	µg/dry g	0.025	0.05	08-Oct-07	10-Oct-07	27221d-17069
Silver (Ag)	NA	EPA 6020m	0.368	µg/dry g	0.025	0.05	08-Oct-07	10-Oct-07	27221d-17069
Strontium (Sr)	NA	EPA 6020m	100.1	µg/dry g	0.025	0.05	08-Oct-07	10-Oct-07	27221d-17069
Thallium (Tl)	NA	EPA 6020m	0.283	µg/dry g	0.025	0.05	08-Oct-07	10-Oct-07	27221d-17069
Tin (Sn)	NA	EPA 6020m	1.413	µg/dry g	0.025	0.05	08-Oct-07	10-Oct-07	27221d-17069
Titanium (Ti)	NA	EPA 6020m	919.8	µg/dry g	0.025	0.05	08-Oct-07	10-Oct-07	27221d-17069
Vanadium (V)	NA	EPA 6020m	70.19	µg/dry g	0.025	0.05	08-Oct-07	10-Oct-07	27221d-17069
Zinc (Zn)	NA	EPA 6020m	96.62	µg/dry g	0.025	0.05	08-Oct-07	10-Oct-07	27221d-17069

MDL= Method Detection Limit (CFR 40 Part 136); RL= Reporting Limit; J= Estimated Value below the RL and above the MDL; ND= Not Detected; NA= Not Applicable; MI = Matrix Interference

California ELAP Certificate # 2261
57276 R1

CRG Marine Laboratories, Inc.

2020 Del Amo Blvd., Suite 200, Torrance, CA 90501-1206 (310) 533-5190 FAX (310) 533-5003 crglabs@sbcglobal.net

Trace Metals

Client: *Weston Solutions*

CRG Project ID: *27221d*

CRG ID#: 57277	Sample: E-4	BOTTOM	Date Sampled: 18-Sep-07 17:00
Replicate #: R1	Description: LADPW MDR		Date Received: 19-Sep-07
DILUTION FACTOR: 1	Matrix: Sediment		

CONSTITUENT	FRACTION	METHOD	RESULT	UNITS	MDL	RL	DATE PROCESSED	DATE ANALYZED	BATCH ID
Aluminum (Al)	NA	EPA 6020m	11100	µg/dry g	1	5	08-Oct-07	10-Oct-07	27221d-17069
Antimony (Sb)	NA	EPA 6020m	0.214	µg/dry g	0.025	0.05	08-Oct-07	10-Oct-07	27221d-17069
Arsenic (As)	NA	EPA 6020m	2.732	µg/dry g	0.025	0.05	08-Oct-07	10-Oct-07	27221d-17069
Barium (Ba)	NA	EPA 6020m	72.53	µg/dry g	0.025	0.05	08-Oct-07	10-Oct-07	27221d-17069
Beryllium (Be)	NA	EPA 6020m	0.293	µg/dry g	0.025	0.05	08-Oct-07	10-Oct-07	27221d-17069
Cadmium (Cd)	NA	EPA 6020m	0.156	µg/dry g	0.025	0.05	08-Oct-07	10-Oct-07	27221d-17069
Chromium (Cr)	NA	EPA 6020m	18.42	µg/dry g	0.025	0.05	08-Oct-07	10-Oct-07	27221d-17069
Cobalt (Co)	NA	EPA 6020m	5.51	µg/dry g	0.025	0.05	08-Oct-07	10-Oct-07	27221d-17069
Copper (Cu)	NA	EPA 6020m	14.28	µg/dry g	0.025	0.05	08-Oct-07	10-Oct-07	27221d-17069
Iron (Fe)	NA	EPA 6020m	17760	µg/dry g	1	5	08-Oct-07	10-Oct-07	27221d-17069
Lead (Pb)	NA	EPA 6020m	4.829	µg/dry g	0.025	0.05	08-Oct-07	10-Oct-07	27221d-17069
Manganese (Mn)	NA	EPA 6020m	109.5	µg/dry g	0.025	0.05	08-Oct-07	10-Oct-07	27221d-17069
Molybdenum (Mo)	NA	EPA 6020m	0.937	µg/dry g	0.025	0.05	08-Oct-07	10-Oct-07	27221d-17069
Nickel (Ni)	NA	EPA 6020m	11.26	µg/dry g	0.025	0.05	08-Oct-07	10-Oct-07	27221d-17069
Selenium (Se)	NA	EPA 6020m	0.553	µg/dry g	0.025	0.05	08-Oct-07	10-Oct-07	27221d-17069
Silver (Ag)	NA	EPA 6020m	0.094	µg/dry g	0.025	0.05	08-Oct-07	10-Oct-07	27221d-17069
Strontium (Sr)	NA	EPA 6020m	42.09	µg/dry g	0.025	0.05	08-Oct-07	10-Oct-07	27221d-17069
Thallium (Tl)	NA	EPA 6020m	0.13	µg/dry g	0.025	0.05	08-Oct-07	10-Oct-07	27221d-17069
Tin (Sn)	NA	EPA 6020m	0.59	µg/dry g	0.025	0.05	08-Oct-07	10-Oct-07	27221d-17069
Titanium (Ti)	NA	EPA 6020m	603.2	µg/dry g	0.025	0.05	08-Oct-07	10-Oct-07	27221d-17069
Vanadium (V)	NA	EPA 6020m	34.95	µg/dry g	0.025	0.05	08-Oct-07	10-Oct-07	27221d-17069
Zinc (Zn)	NA	EPA 6020m	36.52	µg/dry g	0.025	0.05	08-Oct-07	10-Oct-07	27221d-17069

MDL= Method Detection Limit (CFR 40 Part 136); RL= Reporting Limit; J= Estimated Value below the RL and above the MDL; ND= Not Detected; NA= Not Applicable; MI = Matrix Interference

California ELAP Certificate # 2261
57277 R1

CRG Marine Laboratories, Inc.

2020 Del Amo Blvd., Suite 200, Torrance, CA 90501-1206 (310) 533-5190 FAX (310) 533-5003 crglabs@sbcglobal.net

Trace Metals

Client: *Weston Solutions*

CRG Project ID: *27221d*

CRG ID#: 57278	Sample: E-4	TOP	Date Sampled: 18-Sep-07 17:00
Replicate #: R1	Description: LADPW MDR		Date Received: 19-Sep-07
DILUTION FACTOR: 1	Matrix: Sediment		

CONSTITUENT	FRACTION	METHOD	RESULT	UNITS	MDL	RL	DATE PROCESSED	DATE ANALYZED	BATCH ID
Aluminum (Al)	NA	EPA 6020m	13600	µg/dry g	1	5	08-Oct-07	10-Oct-07	27221d-17069
Antimony (Sb)	NA	EPA 6020m	0.243	µg/dry g	0.025	0.05	08-Oct-07	10-Oct-07	27221d-17069
Arsenic (As)	NA	EPA 6020m	3.18	µg/dry g	0.025	0.05	08-Oct-07	10-Oct-07	27221d-17069
Barium (Ba)	NA	EPA 6020m	130.7	µg/dry g	0.025	0.05	08-Oct-07	10-Oct-07	27221d-17069
Beryllium (Be)	NA	EPA 6020m	0.38	µg/dry g	0.025	0.05	08-Oct-07	10-Oct-07	27221d-17069
Cadmium (Cd)	NA	EPA 6020m	0.373	µg/dry g	0.025	0.05	08-Oct-07	10-Oct-07	27221d-17069
Chromium (Cr)	NA	EPA 6020m	20.25	µg/dry g	0.025	0.05	08-Oct-07	10-Oct-07	27221d-17069
Cobalt (Co)	NA	EPA 6020m	6.938	µg/dry g	0.025	0.05	08-Oct-07	10-Oct-07	27221d-17069
Copper (Cu)	NA	EPA 6020m	20.02	µg/dry g	0.025	0.05	08-Oct-07	10-Oct-07	27221d-17069
Iron (Fe)	NA	EPA 6020m	23060	µg/dry g	1	5	08-Oct-07	10-Oct-07	27221d-17069
Lead (Pb)	NA	EPA 6020m	7.173	µg/dry g	0.025	0.05	08-Oct-07	10-Oct-07	27221d-17069
Manganese (Mn)	NA	EPA 6020m	181.7	µg/dry g	0.025	0.05	08-Oct-07	10-Oct-07	27221d-17069
Molybdenum (Mo)	NA	EPA 6020m	0.985	µg/dry g	0.025	0.05	08-Oct-07	10-Oct-07	27221d-17069
Nickel (Ni)	NA	EPA 6020m	14.21	µg/dry g	0.025	0.05	08-Oct-07	10-Oct-07	27221d-17069
Selenium (Se)	NA	EPA 6020m	0.707	µg/dry g	0.025	0.05	08-Oct-07	10-Oct-07	27221d-17069
Silver (Ag)	NA	EPA 6020m	0.084	µg/dry g	0.025	0.05	08-Oct-07	10-Oct-07	27221d-17069
Strontium (Sr)	NA	EPA 6020m	118	µg/dry g	0.025	0.05	08-Oct-07	10-Oct-07	27221d-17069
Thallium (Tl)	NA	EPA 6020m	0.146	µg/dry g	0.025	0.05	08-Oct-07	10-Oct-07	27221d-17069
Tin (Sn)	NA	EPA 6020m	0.759	µg/dry g	0.025	0.05	08-Oct-07	10-Oct-07	27221d-17069
Titanium (Ti)	NA	EPA 6020m	670.6	µg/dry g	0.025	0.05	08-Oct-07	10-Oct-07	27221d-17069
Vanadium (V)	NA	EPA 6020m	41.45	µg/dry g	0.025	0.05	08-Oct-07	10-Oct-07	27221d-17069
Zinc (Zn)	NA	EPA 6020m	47.23	µg/dry g	0.025	0.05	08-Oct-07	10-Oct-07	27221d-17069

MDL= Method Detection Limit (CFR 40 Part 136); RL= Reporting Limit; J= Estimated Value below the RL and above the MDL; ND= Not Detected; NA= Not Applicable; MI = Matrix Interference

California ELAP Certificate # 2261
57278 R1

CRG Marine Laboratories, Inc.

2020 Del Amo Blvd., Suite 200, Torrance, CA 90501-1206 (310) 533-5190 FAX (310) 533-5003 crglabs@sbcglobal.net

Trace Metals

Client: *Weston Solutions*

CRG Project ID: *27221d*

CRG ID#: 57279	Sample: E-2	BOTTOM	Date Sampled: 18-Sep-07 14:45
Replicate #: R1	Description: LADPW MDR		Date Received: 19-Sep-07
DILUTION FACTOR: 1	Matrix: Sediment		

CONSTITUENT	FRACTION	METHOD	RESULT	UNITS	MDL	RL	DATE PROCESSED	DATE ANALYZED	BATCH ID
Aluminum (Al)	NA	EPA 6020m	22300	µg/dry g	1	5	08-Oct-07	10-Oct-07	27221d-17069
Antimony (Sb)	NA	EPA 6020m	0.434	µg/dry g	0.025	0.05	08-Oct-07	10-Oct-07	27221d-17069
Arsenic (As)	NA	EPA 6020m	7.865	µg/dry g	0.025	0.05	08-Oct-07	10-Oct-07	27221d-17069
Barium (Ba)	NA	EPA 6020m	168.9	µg/dry g	0.025	0.05	08-Oct-07	10-Oct-07	27221d-17069
Beryllium (Be)	NA	EPA 6020m	0.663	µg/dry g	0.025	0.05	08-Oct-07	10-Oct-07	27221d-17069
Cadmium (Cd)	NA	EPA 6020m	0.547	µg/dry g	0.025	0.05	08-Oct-07	10-Oct-07	27221d-17069
Chromium (Cr)	NA	EPA 6020m	40.29	µg/dry g	0.025	0.05	08-Oct-07	10-Oct-07	27221d-17069
Cobalt (Co)	NA	EPA 6020m	11.77	µg/dry g	0.025	0.05	08-Oct-07	10-Oct-07	27221d-17069
Copper (Cu)	NA	EPA 6020m	34.62	µg/dry g	0.025	0.05	08-Oct-07	10-Oct-07	27221d-17069
Iron (Fe)	NA	EPA 6020m	37940	µg/dry g	1	5	08-Oct-07	10-Oct-07	27221d-17069
Lead (Pb)	NA	EPA 6020m	12.55	µg/dry g	0.025	0.05	08-Oct-07	10-Oct-07	27221d-17069
Manganese (Mn)	NA	EPA 6020m	295.5	µg/dry g	0.025	0.05	08-Oct-07	10-Oct-07	27221d-17069
Molybdenum (Mo)	NA	EPA 6020m	3.119	µg/dry g	0.025	0.05	08-Oct-07	10-Oct-07	27221d-17069
Nickel (Ni)	NA	EPA 6020m	28.26	µg/dry g	0.025	0.05	08-Oct-07	10-Oct-07	27221d-17069
Selenium (Se)	NA	EPA 6020m	1.693	µg/dry g	0.025	0.05	08-Oct-07	10-Oct-07	27221d-17069
Silver (Ag)	NA	EPA 6020m	0.165	µg/dry g	0.025	0.05	08-Oct-07	10-Oct-07	27221d-17069
Strontium (Sr)	NA	EPA 6020m	132.1	µg/dry g	0.025	0.05	08-Oct-07	10-Oct-07	27221d-17069
Thallium (Tl)	NA	EPA 6020m	0.275	µg/dry g	0.025	0.05	08-Oct-07	10-Oct-07	27221d-17069
Tin (Sn)	NA	EPA 6020m	1.357	µg/dry g	0.025	0.05	08-Oct-07	10-Oct-07	27221d-17069
Titanium (Ti)	NA	EPA 6020m	1076	µg/dry g	0.025	0.05	08-Oct-07	10-Oct-07	27221d-17069
Vanadium (V)	NA	EPA 6020m	70.12	µg/dry g	0.025	0.05	08-Oct-07	10-Oct-07	27221d-17069
Zinc (Zn)	NA	EPA 6020m	80.61	µg/dry g	0.025	0.05	08-Oct-07	10-Oct-07	27221d-17069

MDL= Method Detection Limit (CFR 40 Part 136); RL= Reporting Limit; J= Estimated Value below the RL and above the MDL; ND= Not Detected; NA= Not Applicable; MI = Matrix Interference

California ELAP Certificate # 2261
57279 R1

CRG Marine Laboratories, Inc.

2020 Del Amo Blvd., Suite 200, Torrance, CA 90501-1206 (310) 533-5190 FAX (310) 533-5003 crglabs@sbcglobal.net

Trace Metals

Client: *Weston Solutions*

CRG Project ID: *27221d*

CRG ID#: 57280	Sample: MC-5	BOTTOM	Date Sampled: 18-Sep-07 08:15
Replicate #: R1	Description: LADPW MDR		Date Received: 19-Sep-07
DILUTION FACTOR: 1	Matrix: Sediment		

CONSTITUENT	FRACTION	METHOD	RESULT	UNITS	MDL	RL	DATE PROCESSED	DATE ANALYZED	BATCH ID
Aluminum (Al)	NA	EPA 6020m	17930	µg/dry g	1	5	08-Oct-07	10-Oct-07	27221d-17069
Antimony (Sb)	NA	EPA 6020m	0.323	µg/dry g	0.025	0.05	08-Oct-07	10-Oct-07	27221d-17069
Arsenic (As)	NA	EPA 6020m	11.05	µg/dry g	0.025	0.05	08-Oct-07	10-Oct-07	27221d-17069
Barium (Ba)	NA	EPA 6020m	120.4	µg/dry g	0.025	0.05	08-Oct-07	10-Oct-07	27221d-17069
Beryllium (Be)	NA	EPA 6020m	0.505	µg/dry g	0.025	0.05	08-Oct-07	10-Oct-07	27221d-17069
Cadmium (Cd)	NA	EPA 6020m	1.051	µg/dry g	0.025	0.05	08-Oct-07	10-Oct-07	27221d-17069
Chromium (Cr)	NA	EPA 6020m	51.48	µg/dry g	0.025	0.05	08-Oct-07	10-Oct-07	27221d-17069
Cobalt (Co)	NA	EPA 6020m	8.288	µg/dry g	0.025	0.05	08-Oct-07	10-Oct-07	27221d-17069
Copper (Cu)	NA	EPA 6020m	74.26	µg/dry g	0.025	0.05	08-Oct-07	10-Oct-07	27221d-17069
Iron (Fe)	NA	EPA 6020m	32090	µg/dry g	1	5	08-Oct-07	10-Oct-07	27221d-17069
Lead (Pb)	NA	EPA 6020m	119	µg/dry g	0.025	0.05	08-Oct-07	10-Oct-07	27221d-17069
Manganese (Mn)	NA	EPA 6020m	217	µg/dry g	0.025	0.05	08-Oct-07	10-Oct-07	27221d-17069
Molybdenum (Mo)	NA	EPA 6020m	1.924	µg/dry g	0.025	0.05	08-Oct-07	10-Oct-07	27221d-17069
Nickel (Ni)	NA	EPA 6020m	24.37	µg/dry g	0.025	0.05	08-Oct-07	10-Oct-07	27221d-17069
Selenium (Se)	NA	EPA 6020m	0.88	µg/dry g	0.025	0.05	08-Oct-07	10-Oct-07	27221d-17069
Silver (Ag)	NA	EPA 6020m	5.226	µg/dry g	0.025	0.05	08-Oct-07	10-Oct-07	27221d-17069
Strontium (Sr)	NA	EPA 6020m	89.43	µg/dry g	0.025	0.05	08-Oct-07	10-Oct-07	27221d-17069
Thallium (Tl)	NA	EPA 6020m	0.276	µg/dry g	0.025	0.05	08-Oct-07	10-Oct-07	27221d-17069
Tin (Sn)	NA	EPA 6020m	3.047	µg/dry g	0.025	0.05	08-Oct-07	10-Oct-07	27221d-17069
Titanium (Ti)	NA	EPA 6020m	794.7	µg/dry g	0.025	0.05	08-Oct-07	10-Oct-07	27221d-17069
Vanadium (V)	NA	EPA 6020m	55.75	µg/dry g	0.025	0.05	08-Oct-07	10-Oct-07	27221d-17069
Zinc (Zn)	NA	EPA 6020m	159.4	µg/dry g	0.025	0.05	08-Oct-07	10-Oct-07	27221d-17069

MDL= Method Detection Limit (CFR 40 Part 136); RL= Reporting Limit; J= Estimated Value below the RL and above the MDL; ND= Not Detected; NA= Not Applicable; MI = Matrix Interference

California ELAP Certificate # 2261
57280 R1

CRG Marine Laboratories, Inc.

2020 Del Amo Blvd., Suite 200, Torrance, CA 90501-1206 (310) 533-5190 FAX (310) 533-5003 crglabs@sbcglobal.net

Trace Metals

Client: *Weston Solutions*

CRG Project ID: *27221d*

CRG ID#: 57281

Sample: MC-2 TOP

Date Sampled: 17-Sep-07 17:00

Replicate #: R1

Description: LADPW MDR

Date Received: 19-Sep-07

DILUTION FACTOR: 1

Matrix: Sediment

CONSTITUENT	FRACTION	METHOD	RESULT	UNITS	MDL	RL	DATE PROCESSED	DATE ANALYZED	BATCH ID
Aluminum (Al)	NA	EPA 6020m	14310	µg/dry g	1	5	08-Oct-07	10-Oct-07	27221d-17069
Antimony (Sb)	NA	EPA 6020m	0.297	µg/dry g	0.025	0.05	08-Oct-07	10-Oct-07	27221d-17069
Arsenic (As)	NA	EPA 6020m	6.559	µg/dry g	0.025	0.05	08-Oct-07	10-Oct-07	27221d-17069
Barium (Ba)	NA	EPA 6020m	104.7	µg/dry g	0.025	0.05	08-Oct-07	10-Oct-07	27221d-17069
Beryllium (Be)	NA	EPA 6020m	0.437	µg/dry g	0.025	0.05	08-Oct-07	10-Oct-07	27221d-17069
Cadmium (Cd)	NA	EPA 6020m	0.299	µg/dry g	0.025	0.05	08-Oct-07	10-Oct-07	27221d-17069
Chromium (Cr)	NA	EPA 6020m	32.57	µg/dry g	0.025	0.05	08-Oct-07	10-Oct-07	27221d-17069
Cobalt (Co)	NA	EPA 6020m	8.301	µg/dry g	0.025	0.05	08-Oct-07	10-Oct-07	27221d-17069
Copper (Cu)	NA	EPA 6020m	117	µg/dry g	0.025	0.05	08-Oct-07	10-Oct-07	27221d-17069
Iron (Fe)	NA	EPA 6020m	26540	µg/dry g	1	5	08-Oct-07	10-Oct-07	27221d-17069
Lead (Pb)	NA	EPA 6020m	49.01	µg/dry g	0.025	0.05	08-Oct-07	10-Oct-07	27221d-17069
Manganese (Mn)	NA	EPA 6020m	222.7	µg/dry g	0.025	0.05	08-Oct-07	10-Oct-07	27221d-17069
Molybdenum (Mo)	NA	EPA 6020m	0.909	µg/dry g	0.025	0.05	08-Oct-07	10-Oct-07	27221d-17069
Nickel (Ni)	NA	EPA 6020m	21.21	µg/dry g	0.025	0.05	08-Oct-07	10-Oct-07	27221d-17069
Selenium (Se)	NA	EPA 6020m	0.595	µg/dry g	0.025	0.05	08-Oct-07	10-Oct-07	27221d-17069
Silver (Ag)	NA	EPA 6020m	1.299	µg/dry g	0.025	0.05	08-Oct-07	10-Oct-07	27221d-17069
Strontium (Sr)	NA	EPA 6020m	56.47	µg/dry g	0.025	0.05	08-Oct-07	10-Oct-07	27221d-17069
Thallium (Tl)	NA	EPA 6020m	0.237	µg/dry g	0.025	0.05	08-Oct-07	10-Oct-07	27221d-17069
Tin (Sn)	NA	EPA 6020m	2.277	µg/dry g	0.025	0.05	08-Oct-07	10-Oct-07	27221d-17069
Titanium (Ti)	NA	EPA 6020m	792.1	µg/dry g	0.025	0.05	08-Oct-07	10-Oct-07	27221d-17069
Vanadium (V)	NA	EPA 6020m	41.76	µg/dry g	0.025	0.05	08-Oct-07	10-Oct-07	27221d-17069
Zinc (Zn)	NA	EPA 6020m	153	µg/dry g	0.025	0.05	08-Oct-07	10-Oct-07	27221d-17069

MDL= Method Detection Limit (CFR 40 Part 136); RL= Reporting Limit; J= Estimated Value below the RL and above the MDL; ND= Not Detected; NA= Not Applicable; MI = Matrix Interference

California ELAP Certificate # 2261
57281 R1

CRG Marine Laboratories, Inc.

2020 Del Amo Blvd., Suite 200, Torrance, CA 90501-1206 (310) 533-5190 FAX (310) 533-5003 crglabs@sbcglobal.net

Trace Metals

Client: *Weston Solutions*

CRG Project ID: *27221d*

CRG ID#: 57282

Sample: MC-4 TOP

Date Sampled: 17-Sep-07 15:30

Replicate #: R1

Description: LADPW MDR

Date Received: 19-Sep-07

DILUTION FACTOR: 1

Matrix: Sediment

CONSTITUENT	FRACTION	METHOD	RESULT	UNITS	MDL	RL	DATE PROCESSED	DATE ANALYZED	BATCH ID
Aluminum (Al)	NA	EPA 6020m	10480	µg/dry g	1	5	08-Oct-07	10-Oct-07	27221d-17069
Antimony (Sb)	NA	EPA 6020m	0.25	µg/dry g	0.025	0.05	08-Oct-07	10-Oct-07	27221d-17069
Arsenic (As)	NA	EPA 6020m	6.072	µg/dry g	0.025	0.05	08-Oct-07	10-Oct-07	27221d-17069
Barium (Ba)	NA	EPA 6020m	71.37	µg/dry g	0.025	0.05	08-Oct-07	10-Oct-07	27221d-17069
Beryllium (Be)	NA	EPA 6020m	0.298	µg/dry g	0.025	0.05	08-Oct-07	10-Oct-07	27221d-17069
Cadmium (Cd)	NA	EPA 6020m	0.341	µg/dry g	0.025	0.05	08-Oct-07	10-Oct-07	27221d-17069
Chromium (Cr)	NA	EPA 6020m	24.01	µg/dry g	0.025	0.05	08-Oct-07	10-Oct-07	27221d-17069
Cobalt (Co)	NA	EPA 6020m	5.706	µg/dry g	0.025	0.05	08-Oct-07	10-Oct-07	27221d-17069
Copper (Cu)	NA	EPA 6020m	42.82	µg/dry g	0.025	0.05	08-Oct-07	10-Oct-07	27221d-17069
Iron (Fe)	NA	EPA 6020m	18480	µg/dry g	1	5	08-Oct-07	10-Oct-07	27221d-17069
Lead (Pb)	NA	EPA 6020m	28.86	µg/dry g	0.025	0.05	08-Oct-07	10-Oct-07	27221d-17069
Manganese (Mn)	NA	EPA 6020m	164.3	µg/dry g	0.025	0.05	08-Oct-07	10-Oct-07	27221d-17069
Molybdenum (Mo)	NA	EPA 6020m	1.102	µg/dry g	0.025	0.05	08-Oct-07	10-Oct-07	27221d-17069
Nickel (Ni)	NA	EPA 6020m	15.83	µg/dry g	0.025	0.05	08-Oct-07	10-Oct-07	27221d-17069
Selenium (Se)	NA	EPA 6020m	0.431	µg/dry g	0.025	0.05	08-Oct-07	10-Oct-07	27221d-17069
Silver (Ag)	NA	EPA 6020m	0.902	µg/dry g	0.025	0.05	08-Oct-07	10-Oct-07	27221d-17069
Strontium (Sr)	NA	EPA 6020m	103.4	µg/dry g	0.025	0.05	08-Oct-07	10-Oct-07	27221d-17069
Thallium (Tl)	NA	EPA 6020m	0.181	µg/dry g	0.025	0.05	08-Oct-07	10-Oct-07	27221d-17069
Tin (Sn)	NA	EPA 6020m	1.329	µg/dry g	0.025	0.05	08-Oct-07	10-Oct-07	27221d-17069
Titanium (Ti)	NA	EPA 6020m	568.5	µg/dry g	0.025	0.05	08-Oct-07	10-Oct-07	27221d-17069
Vanadium (V)	NA	EPA 6020m	29.27	µg/dry g	0.025	0.05	08-Oct-07	10-Oct-07	27221d-17069
Zinc (Zn)	NA	EPA 6020m	88.43	µg/dry g	0.025	0.05	08-Oct-07	10-Oct-07	27221d-17069

MDL= Method Detection Limit (CFR 40 Part 136); RL= Reporting Limit; J= Estimated Value below the RL and above the MDL; ND= Not Detected; NA= Not Applicable; MI = Matrix Interference

California ELAP Certificate # 2261
57282 R1

CRG Marine Laboratories, Inc.

2020 Del Amo Blvd., Suite 200, Torrance, CA 90501-1206 (310) 533-5190 FAX (310) 533-5003 crglabs@sbcglobal.net

Trace Metals

Client: *Weston Solutions*

CRG Project ID: *27221d*

CRG ID#: 57283

Sample: MC-5 TOP

Date Sampled: 18-Sep-07 08:15

Replicate #: R1

Description: LADPW MDR

Date Received: 19-Sep-07

DILUTION FACTOR: 1

Matrix: Sediment

CONSTITUENT	FRACTION	METHOD	RESULT	UNITS	MDL	RL	DATE PROCESSED	DATE ANALYZED	BATCH ID
Aluminum (Al)	NA	EPA 6020m	18410	µg/dry g	1	5	08-Oct-07	10-Oct-07	27221d-17069
Antimony (Sb)	NA	EPA 6020m	0.511	µg/dry g	0.025	0.05	08-Oct-07	10-Oct-07	27221d-17069
Arsenic (As)	NA	EPA 6020m	10.29	µg/dry g	0.025	0.05	08-Oct-07	10-Oct-07	27221d-17069
Barium (Ba)	NA	EPA 6020m	126.7	µg/dry g	0.025	0.05	08-Oct-07	10-Oct-07	27221d-17069
Beryllium (Be)	NA	EPA 6020m	0.568	µg/dry g	0.025	0.05	08-Oct-07	10-Oct-07	27221d-17069
Cadmium (Cd)	NA	EPA 6020m	1.195	µg/dry g	0.025	0.05	08-Oct-07	10-Oct-07	27221d-17069
Chromium (Cr)	NA	EPA 6020m	61.15	µg/dry g	0.025	0.05	08-Oct-07	10-Oct-07	27221d-17069
Cobalt (Co)	NA	EPA 6020m	8.918	µg/dry g	0.025	0.05	08-Oct-07	10-Oct-07	27221d-17069
Copper (Cu)	NA	EPA 6020m	129.5	µg/dry g	0.025	0.05	08-Oct-07	10-Oct-07	27221d-17069
Iron (Fe)	NA	EPA 6020m	36450	µg/dry g	1	5	08-Oct-07	10-Oct-07	27221d-17069
Lead (Pb)	NA	EPA 6020m	140.1	µg/dry g	0.025	0.05	08-Oct-07	10-Oct-07	27221d-17069
Manganese (Mn)	NA	EPA 6020m	229.9	µg/dry g	0.025	0.05	08-Oct-07	10-Oct-07	27221d-17069
Molybdenum (Mo)	NA	EPA 6020m	1.923	µg/dry g	0.025	0.05	08-Oct-07	10-Oct-07	27221d-17069
Nickel (Ni)	NA	EPA 6020m	30.42	µg/dry g	0.025	0.05	08-Oct-07	10-Oct-07	27221d-17069
Selenium (Se)	NA	EPA 6020m	0.941	µg/dry g	0.025	0.05	08-Oct-07	10-Oct-07	27221d-17069
Silver (Ag)	NA	EPA 6020m	5.647	µg/dry g	0.025	0.05	08-Oct-07	10-Oct-07	27221d-17069
Strontium (Sr)	NA	EPA 6020m	58.7	µg/dry g	0.025	0.05	08-Oct-07	10-Oct-07	27221d-17069
Thallium (Tl)	NA	EPA 6020m	0.332	µg/dry g	0.025	0.05	08-Oct-07	10-Oct-07	27221d-17069
Tin (Sn)	NA	EPA 6020m	4.896	µg/dry g	0.025	0.05	08-Oct-07	10-Oct-07	27221d-17069
Titanium (Ti)	NA	EPA 6020m	938.2	µg/dry g	0.025	0.05	08-Oct-07	10-Oct-07	27221d-17069
Vanadium (V)	NA	EPA 6020m	62.6	µg/dry g	0.025	0.05	08-Oct-07	10-Oct-07	27221d-17069
Zinc (Zn)	NA	EPA 6020m	286.4	µg/dry g	0.025	0.05	08-Oct-07	10-Oct-07	27221d-17069

MDL= Method Detection Limit (CFR 40 Part 136); RL= Reporting Limit; J= Estimated Value below the RL and above the MDL; ND= Not Detected; NA= Not Applicable; MI = Matrix Interference

California ELAP Certificate # 2261
57283 R1

CRG Marine Laboratories, Inc.

2020 Del Amo Blvd., Suite 200, Torrance, CA 90501-1206 (310) 533-5190 FAX (310) 533-5003 crglabs@sbcglobal.net

Trace Metals

Client: *Weston Solutions*

CRG Project ID: *27221d*

CRG ID#: 57284	Sample: MC-4	BOTTOM	Date Sampled: 17-Sep-07 05:30
Replicate #: R1	Description: LADPW MDR		Date Received: 19-Sep-07
DILUTION FACTOR: 1	Matrix: Sediment		

CONSTITUENT	FRACTION	METHOD	RESULT	UNITS	MDL	RL	DATE PROCESSED	DATE ANALYZED	BATCH ID
Aluminum (Al)	NA	EPA 6020m	8717	µg/dry g	1	5	08-Oct-07	10-Oct-07	27221d-17069
Antimony (Sb)	NA	EPA 6020m	0.231	µg/dry g	0.025	0.05	08-Oct-07	10-Oct-07	27221d-17069
Arsenic (As)	NA	EPA 6020m	4.534	µg/dry g	0.025	0.05	08-Oct-07	10-Oct-07	27221d-17069
Barium (Ba)	NA	EPA 6020m	63.77	µg/dry g	0.025	0.05	08-Oct-07	10-Oct-07	27221d-17069
Beryllium (Be)	NA	EPA 6020m	0.23	µg/dry g	0.025	0.05	08-Oct-07	10-Oct-07	27221d-17069
Cadmium (Cd)	NA	EPA 6020m	0.196	µg/dry g	0.025	0.05	08-Oct-07	10-Oct-07	27221d-17069
Chromium (Cr)	NA	EPA 6020m	15.67	µg/dry g	0.025	0.05	08-Oct-07	10-Oct-07	27221d-17069
Cobalt (Co)	NA	EPA 6020m	4.791	µg/dry g	0.025	0.05	08-Oct-07	10-Oct-07	27221d-17069
Copper (Cu)	NA	EPA 6020m	11.8	µg/dry g	0.025	0.05	08-Oct-07	10-Oct-07	27221d-17069
Iron (Fe)	NA	EPA 6020m	13590	µg/dry g	1	5	08-Oct-07	10-Oct-07	27221d-17069
Lead (Pb)	NA	EPA 6020m	8.184	µg/dry g	0.025	0.05	08-Oct-07	10-Oct-07	27221d-17069
Manganese (Mn)	NA	EPA 6020m	153.2	µg/dry g	0.025	0.05	08-Oct-07	10-Oct-07	27221d-17069
Molybdenum (Mo)	NA	EPA 6020m	1.481	µg/dry g	0.025	0.05	08-Oct-07	10-Oct-07	27221d-17069
Nickel (Ni)	NA	EPA 6020m	11.6	µg/dry g	0.025	0.05	08-Oct-07	10-Oct-07	27221d-17069
Selenium (Se)	NA	EPA 6020m	0.319	µg/dry g	0.025	0.05	08-Oct-07	10-Oct-07	27221d-17069
Silver (Ag)	NA	EPA 6020m	0.202	µg/dry g	0.025	0.05	08-Oct-07	10-Oct-07	27221d-17069
Strontium (Sr)	NA	EPA 6020m	158.7	µg/dry g	0.025	0.05	08-Oct-07	10-Oct-07	27221d-17069
Thallium (Tl)	NA	EPA 6020m	0.132	µg/dry g	0.025	0.05	08-Oct-07	10-Oct-07	27221d-17069
Tin (Sn)	NA	EPA 6020m	0.53	µg/dry g	0.025	0.05	08-Oct-07	10-Oct-07	27221d-17069
Titanium (Ti)	NA	EPA 6020m	458.8	µg/dry g	0.025	0.05	08-Oct-07	10-Oct-07	27221d-17069
Vanadium (V)	NA	EPA 6020m	24.37	µg/dry g	0.025	0.05	08-Oct-07	10-Oct-07	27221d-17069
Zinc (Zn)	NA	EPA 6020m	32.58	µg/dry g	0.025	0.05	08-Oct-07	10-Oct-07	27221d-17069

MDL= Method Detection Limit (CFR 40 Part 136); RL= Reporting Limit; J= Estimated Value below the RL and above the MDL; ND= Not Detected; NA= Not Applicable; MI = Matrix Interference

California ELAP Certificate # 2261
57284 R1

CRG Marine Laboratories, Inc.

2020 Del Amo Blvd., Suite 200, Torrance, CA 90501-1206 (310) 533-5190 FAX (310) 533-5003 crglabs@sbcglobal.net

Trace Metals

Client: *Weston Solutions*

CRG Project ID: *27221d*

CRG ID#: 57285	Sample: F-1	BOTTOM	Date Sampled: 18-Sep-07 11:20
Replicate #: R1	Description: LADPW MDR		Date Received: 19-Sep-07
DILUTION FACTOR: 1	Matrix: Sediment		

CONSTITUENT	FRACTION	METHOD	RESULT	UNITS	MDL	RL	DATE PROCESSED	DATE ANALYZED	BATCH ID
Aluminum (Al)	NA	EPA 6020m	25010	µg/dry g	1	5	08-Oct-07	10-Oct-07	27221d-17069
Antimony (Sb)	NA	EPA 6020m	0.408	µg/dry g	0.025	0.05	08-Oct-07	10-Oct-07	27221d-17069
Arsenic (As)	NA	EPA 6020m	9.285	µg/dry g	0.025	0.05	08-Oct-07	10-Oct-07	27221d-17069
Barium (Ba)	NA	EPA 6020m	209.9	µg/dry g	0.025	0.05	08-Oct-07	10-Oct-07	27221d-17069
Beryllium (Be)	NA	EPA 6020m	0.737	µg/dry g	0.025	0.05	08-Oct-07	10-Oct-07	27221d-17069
Cadmium (Cd)	NA	EPA 6020m	0.541	µg/dry g	0.025	0.05	08-Oct-07	10-Oct-07	27221d-17069
Chromium (Cr)	NA	EPA 6020m	45.58	µg/dry g	0.025	0.05	08-Oct-07	10-Oct-07	27221d-17069
Cobalt (Co)	NA	EPA 6020m	13.01	µg/dry g	0.025	0.05	08-Oct-07	10-Oct-07	27221d-17069
Copper (Cu)	NA	EPA 6020m	41.75	µg/dry g	0.025	0.05	08-Oct-07	10-Oct-07	27221d-17069
Iron (Fe)	NA	EPA 6020m	42610	µg/dry g	1	5	08-Oct-07	10-Oct-07	27221d-17069
Lead (Pb)	NA	EPA 6020m	11.34	µg/dry g	0.025	0.05	08-Oct-07	10-Oct-07	27221d-17069
Manganese (Mn)	NA	EPA 6020m	402	µg/dry g	0.025	0.05	08-Oct-07	10-Oct-07	27221d-17069
Molybdenum (Mo)	NA	EPA 6020m	2.324	µg/dry g	0.025	0.05	08-Oct-07	10-Oct-07	27221d-17069
Nickel (Ni)	NA	EPA 6020m	29.7	µg/dry g	0.025	0.05	08-Oct-07	10-Oct-07	27221d-17069
Selenium (Se)	NA	EPA 6020m	1.123	µg/dry g	0.025	0.05	08-Oct-07	10-Oct-07	27221d-17069
Silver (Ag)	NA	EPA 6020m	0.246	µg/dry g	0.025	0.05	08-Oct-07	10-Oct-07	27221d-17069
Strontium (Sr)	NA	EPA 6020m	116.4	µg/dry g	0.025	0.05	08-Oct-07	10-Oct-07	27221d-17069
Thallium (Tl)	NA	EPA 6020m	0.299	µg/dry g	0.025	0.05	08-Oct-07	10-Oct-07	27221d-17069
Tin (Sn)	NA	EPA 6020m	1.389	µg/dry g	0.025	0.05	08-Oct-07	10-Oct-07	27221d-17069
Titanium (Ti)	NA	EPA 6020m	1177	µg/dry g	0.025	0.05	08-Oct-07	10-Oct-07	27221d-17069
Vanadium (V)	NA	EPA 6020m	78.3	µg/dry g	0.025	0.05	08-Oct-07	10-Oct-07	27221d-17069
Zinc (Zn)	NA	EPA 6020m	91.73	µg/dry g	0.025	0.05	08-Oct-07	10-Oct-07	27221d-17069

MDL= Method Detection Limit (CFR 40 Part 136); RL= Reporting Limit; J= Estimated Value below the RL and above the MDL; ND= Not Detected; NA= Not Applicable; MI = Matrix Interference

California ELAP Certificate # 2261
57285 R1

CRG Marine Laboratories, Inc.

2020 Del Amo Blvd., Suite 200, Torrance, CA 90501-1206 (310) 533-5190 FAX (310) 533-5003 crglabs@sbcglobal.net

Trace Metals

Client: *Weston Solutions*

CRG Project ID: *27221d*

CRG ID#: 57286	Sample: E-3	BOTTOM	Date Sampled: 18-Sep-07 16:00
Replicate #: R1	Description: LADPW MDR		Date Received: 19-Sep-07
DILUTION FACTOR: 1	Matrix: Sediment		

CONSTITUENT	FRACTION	METHOD	RESULT	UNITS	MDL	RL	DATE PROCESSED	DATE ANALYZED	BATCH ID
Aluminum (Al)	NA	EPA 6020m	22560	µg/dry g	1	5	08-Oct-07	10-Oct-07	27221d-17069
Antimony (Sb)	NA	EPA 6020m	0.378	µg/dry g	0.025	0.05	08-Oct-07	10-Oct-07	27221d-17069
Arsenic (As)	NA	EPA 6020m	7.952	µg/dry g	0.025	0.05	08-Oct-07	10-Oct-07	27221d-17069
Barium (Ba)	NA	EPA 6020m	161.6	µg/dry g	0.025	0.05	08-Oct-07	10-Oct-07	27221d-17069
Beryllium (Be)	NA	EPA 6020m	0.686	µg/dry g	0.025	0.05	08-Oct-07	10-Oct-07	27221d-17069
Cadmium (Cd)	NA	EPA 6020m	0.579	µg/dry g	0.025	0.05	08-Oct-07	10-Oct-07	27221d-17069
Chromium (Cr)	NA	EPA 6020m	40.4	µg/dry g	0.025	0.05	08-Oct-07	10-Oct-07	27221d-17069
Cobalt (Co)	NA	EPA 6020m	11.49	µg/dry g	0.025	0.05	08-Oct-07	10-Oct-07	27221d-17069
Copper (Cu)	NA	EPA 6020m	42.07	µg/dry g	0.025	0.05	08-Oct-07	10-Oct-07	27221d-17069
Iron (Fe)	NA	EPA 6020m	37770	µg/dry g	1	5	08-Oct-07	10-Oct-07	27221d-17069
Lead (Pb)	NA	EPA 6020m	16.59	µg/dry g	0.025	0.05	08-Oct-07	10-Oct-07	27221d-17069
Manganese (Mn)	NA	EPA 6020m	247.6	µg/dry g	0.025	0.05	08-Oct-07	10-Oct-07	27221d-17069
Molybdenum (Mo)	NA	EPA 6020m	2.899	µg/dry g	0.025	0.05	08-Oct-07	10-Oct-07	27221d-17069
Nickel (Ni)	NA	EPA 6020m	27.89	µg/dry g	0.025	0.05	08-Oct-07	10-Oct-07	27221d-17069
Selenium (Se)	NA	EPA 6020m	1.834	µg/dry g	0.025	0.05	08-Oct-07	10-Oct-07	27221d-17069
Silver (Ag)	NA	EPA 6020m	0.23	µg/dry g	0.025	0.05	08-Oct-07	10-Oct-07	27221d-17069
Strontium (Sr)	NA	EPA 6020m	116	µg/dry g	0.025	0.05	08-Oct-07	10-Oct-07	27221d-17069
Thallium (Tl)	NA	EPA 6020m	0.268	µg/dry g	0.025	0.05	08-Oct-07	10-Oct-07	27221d-17069
Tin (Sn)	NA	EPA 6020m	1.58	µg/dry g	0.025	0.05	08-Oct-07	10-Oct-07	27221d-17069
Titanium (Ti)	NA	EPA 6020m	1005	µg/dry g	0.025	0.05	08-Oct-07	10-Oct-07	27221d-17069
Vanadium (V)	NA	EPA 6020m	72.34	µg/dry g	0.025	0.05	08-Oct-07	10-Oct-07	27221d-17069
Zinc (Zn)	NA	EPA 6020m	88.73	µg/dry g	0.025	0.05	08-Oct-07	10-Oct-07	27221d-17069

MDL= Method Detection Limit (CFR 40 Part 136); RL= Reporting Limit; J= Estimated Value below the RL and above the MDL; ND= Not Detected; NA= Not Applicable; MI = Matrix Interference

California ELAP Certificate # 2261
57286 R1

CRG Marine Laboratories, Inc.

2020 Del Amo Blvd., Suite 200, Torrance, CA 90501-1206 (310) 533-5190 FAX (310) 533-5003 crglabs@sbcglobal.net

Trace Metals

Client: *Weston Solutions*

CRG Project ID: *27221d*

CRG ID#: 57287	Sample: D-1	BOTTOM	Date Sampled: 19-Sep-07 08:15
Replicate #: R1	Description: LADPW MDR		Date Received: 19-Sep-07
DILUTION FACTOR: 1	Matrix: Sediment		

CONSTITUENT	FRACTION	METHOD	RESULT	UNITS	MDL	RL	DATE PROCESSED	DATE ANALYZED	BATCH ID
Aluminum (Al)	NA	EPA 6020m	11350	µg/dry g	1	5	08-Oct-07	10-Oct-07	27221d-17069
Antimony (Sb)	NA	EPA 6020m	0.269	µg/dry g	0.025	0.05	08-Oct-07	10-Oct-07	27221d-17069
Arsenic (As)	NA	EPA 6020m	5.883	µg/dry g	0.025	0.05	08-Oct-07	10-Oct-07	27221d-17069
Barium (Ba)	NA	EPA 6020m	96.61	µg/dry g	0.025	0.05	08-Oct-07	10-Oct-07	27221d-17069
Beryllium (Be)	NA	EPA 6020m	0.322	µg/dry g	0.025	0.05	08-Oct-07	10-Oct-07	27221d-17069
Cadmium (Cd)	NA	EPA 6020m	0.279	µg/dry g	0.025	0.05	08-Oct-07	10-Oct-07	27221d-17069
Chromium (Cr)	NA	EPA 6020m	25.08	µg/dry g	0.025	0.05	08-Oct-07	10-Oct-07	27221d-17069
Cobalt (Co)	NA	EPA 6020m	6.686	µg/dry g	0.025	0.05	08-Oct-07	10-Oct-07	27221d-17069
Copper (Cu)	NA	EPA 6020m	33.69	µg/dry g	0.025	0.05	08-Oct-07	10-Oct-07	27221d-17069
Iron (Fe)	NA	EPA 6020m	21180	µg/dry g	1	5	08-Oct-07	10-Oct-07	27221d-17069
Lead (Pb)	NA	EPA 6020m	12.55	µg/dry g	0.025	0.05	08-Oct-07	10-Oct-07	27221d-17069
Manganese (Mn)	NA	EPA 6020m	169.8	µg/dry g	0.025	0.05	08-Oct-07	10-Oct-07	27221d-17069
Molybdenum (Mo)	NA	EPA 6020m	1.943	µg/dry g	0.025	0.05	08-Oct-07	10-Oct-07	27221d-17069
Nickel (Ni)	NA	EPA 6020m	17.6	µg/dry g	0.025	0.05	08-Oct-07	10-Oct-07	27221d-17069
Selenium (Se)	NA	EPA 6020m	0.767	µg/dry g	0.025	0.05	08-Oct-07	10-Oct-07	27221d-17069
Silver (Ag)	NA	EPA 6020m	0.221	µg/dry g	0.025	0.05	08-Oct-07	10-Oct-07	27221d-17069
Strontium (Sr)	NA	EPA 6020m	77.79	µg/dry g	0.025	0.05	08-Oct-07	10-Oct-07	27221d-17069
Thallium (Tl)	NA	EPA 6020m	0.184	µg/dry g	0.025	0.05	08-Oct-07	10-Oct-07	27221d-17069
Tin (Sn)	NA	EPA 6020m	1.003	µg/dry g	0.025	0.05	08-Oct-07	10-Oct-07	27221d-17069
Titanium (Ti)	NA	EPA 6020m	693	µg/dry g	0.025	0.05	08-Oct-07	10-Oct-07	27221d-17069
Vanadium (V)	NA	EPA 6020m	37.83	µg/dry g	0.025	0.05	08-Oct-07	10-Oct-07	27221d-17069
Zinc (Zn)	NA	EPA 6020m	65.47	µg/dry g	0.025	0.05	08-Oct-07	10-Oct-07	27221d-17069

MDL= Method Detection Limit (CFR 40 Part 136); RL= Reporting Limit; J= Estimated Value below the RL and above the MDL; ND= Not Detected; NA= Not Applicable; MI = Matrix Interference

California ELAP Certificate # 2261
57287 R1

CRG Marine Laboratories, Inc.

2020 Del Amo Blvd., Suite 200, Torrance, CA 90501-1206 (310) 533-5190 FAX (310) 533-5003 crglabs@sbcglobal.net

Trace Metals

Client: *Weston Solutions*

CRG Project ID: *27221d*

CRG ID#: 57288	Sample: D-1	TOP	Date Sampled: 19-Sep-07 08:15
Replicate #: R1	Description: LADPW MDR		Date Received: 19-Sep-07
DILUTION FACTOR: 1	Matrix: Sediment		

CONSTITUENT	FRACTION	METHOD	RESULT	UNITS	MDL	RL	DATE PROCESSED	DATE ANALYZED	BATCH ID
Aluminum (Al)	NA	EPA 6020m	15870	µg/dry g	1	5	08-Oct-07	10-Oct-07	27221d-17069
Antimony (Sb)	NA	EPA 6020m	0.338	µg/dry g	0.025	0.05	08-Oct-07	10-Oct-07	27221d-17069
Arsenic (As)	NA	EPA 6020m	8.241	µg/dry g	0.025	0.05	08-Oct-07	10-Oct-07	27221d-17069
Barium (Ba)	NA	EPA 6020m	115	µg/dry g	0.025	0.05	08-Oct-07	10-Oct-07	27221d-17069
Beryllium (Be)	NA	EPA 6020m	0.47	µg/dry g	0.025	0.05	08-Oct-07	10-Oct-07	27221d-17069
Cadmium (Cd)	NA	EPA 6020m	0.354	µg/dry g	0.025	0.05	08-Oct-07	10-Oct-07	27221d-17069
Chromium (Cr)	NA	EPA 6020m	34.17	µg/dry g	0.025	0.05	08-Oct-07	10-Oct-07	27221d-17069
Cobalt (Co)	NA	EPA 6020m	8.685	µg/dry g	0.025	0.05	08-Oct-07	10-Oct-07	27221d-17069
Copper (Cu)	NA	EPA 6020m	115.9	µg/dry g	0.025	0.05	08-Oct-07	10-Oct-07	27221d-17069
Iron (Fe)	NA	EPA 6020m	28740	µg/dry g	1	5	08-Oct-07	10-Oct-07	27221d-17069
Lead (Pb)	NA	EPA 6020m	39.43	µg/dry g	0.025	0.05	08-Oct-07	10-Oct-07	27221d-17069
Manganese (Mn)	NA	EPA 6020m	219.8	µg/dry g	0.025	0.05	08-Oct-07	10-Oct-07	27221d-17069
Molybdenum (Mo)	NA	EPA 6020m	1.477	µg/dry g	0.025	0.05	08-Oct-07	10-Oct-07	27221d-17069
Nickel (Ni)	NA	EPA 6020m	23.04	µg/dry g	0.025	0.05	08-Oct-07	10-Oct-07	27221d-17069
Selenium (Se)	NA	EPA 6020m	0.781	µg/dry g	0.025	0.05	08-Oct-07	10-Oct-07	27221d-17069
Silver (Ag)	NA	EPA 6020m	0.727	µg/dry g	0.025	0.05	08-Oct-07	10-Oct-07	27221d-17069
Strontium (Sr)	NA	EPA 6020m	78.67	µg/dry g	0.025	0.05	08-Oct-07	10-Oct-07	27221d-17069
Thallium (Tl)	NA	EPA 6020m	0.255	µg/dry g	0.025	0.05	08-Oct-07	10-Oct-07	27221d-17069
Tin (Sn)	NA	EPA 6020m	2.213	µg/dry g	0.025	0.05	08-Oct-07	10-Oct-07	27221d-17069
Titanium (Ti)	NA	EPA 6020m	909.8	µg/dry g	0.025	0.05	08-Oct-07	10-Oct-07	27221d-17069
Vanadium (V)	NA	EPA 6020m	46.75	µg/dry g	0.025	0.05	08-Oct-07	10-Oct-07	27221d-17069
Zinc (Zn)	NA	EPA 6020m	149.2	µg/dry g	0.025	0.05	08-Oct-07	10-Oct-07	27221d-17069

MDL= Method Detection Limit (CFR 40 Part 136); RL= Reporting Limit; J= Estimated Value below the RL and above the MDL; ND= Not Detected; NA= Not Applicable; MI = Matrix Interference

California ELAP Certificate # 2261
57288 R1

CRG Marine Laboratories, Inc.

2020 Del Amo Blvd., Suite 200, Torrance, CA 90501-1206 (310) 533-5190 FAX (310) 533-5003 crglabs@sbcglobal.net

Trace Metals

Client: *Weston Solutions*

CRG Project ID: *27221d*

CRG ID#: 57289	Sample: C-2	BOTTOM	Date Sampled: 19-Sep-07 13:20
Replicate #: R1	Description: LADPW MDR		Date Received: 19-Sep-07
DILUTION FACTOR: 1	Matrix: Sediment		

CONSTITUENT	FRACTION	METHOD	RESULT	UNITS	MDL	RL	DATE PROCESSED	DATE ANALYZED	BATCH ID
Aluminum (Al)	NA	EPA 6020m	7091	µg/dry g	1	5	08-Oct-07	10-Oct-07	27221d-17069
Antimony (Sb)	NA	EPA 6020m	0.256	µg/dry g	0.025	0.05	08-Oct-07	10-Oct-07	27221d-17069
Arsenic (As)	NA	EPA 6020m	4.865	µg/dry g	0.025	0.05	08-Oct-07	10-Oct-07	27221d-17069
Barium (Ba)	NA	EPA 6020m	40.17	µg/dry g	0.025	0.05	08-Oct-07	10-Oct-07	27221d-17069
Beryllium (Be)	NA	EPA 6020m	0.205	µg/dry g	0.025	0.05	08-Oct-07	10-Oct-07	27221d-17069
Cadmium (Cd)	NA	EPA 6020m	0.297	µg/dry g	0.025	0.05	08-Oct-07	10-Oct-07	27221d-17069
Chromium (Cr)	NA	EPA 6020m	17.05	µg/dry g	0.025	0.05	08-Oct-07	10-Oct-07	27221d-17069
Cobalt (Co)	NA	EPA 6020m	4.468	µg/dry g	0.025	0.05	08-Oct-07	10-Oct-07	27221d-17069
Copper (Cu)	NA	EPA 6020m	21.34	µg/dry g	0.025	0.05	08-Oct-07	10-Oct-07	27221d-17069
Iron (Fe)	NA	EPA 6020m	14080	µg/dry g	1	5	08-Oct-07	10-Oct-07	27221d-17069
Lead (Pb)	NA	EPA 6020m	7.867	µg/dry g	0.025	0.05	08-Oct-07	10-Oct-07	27221d-17069
Manganese (Mn)	NA	EPA 6020m	124.8	µg/dry g	0.025	0.05	08-Oct-07	10-Oct-07	27221d-17069
Molybdenum (Mo)	NA	EPA 6020m	3.061	µg/dry g	0.025	0.05	08-Oct-07	10-Oct-07	27221d-17069
Nickel (Ni)	NA	EPA 6020m	13.95	µg/dry g	0.025	0.05	08-Oct-07	10-Oct-07	27221d-17069
Selenium (Se)	NA	EPA 6020m	0.412	µg/dry g	0.025	0.05	08-Oct-07	10-Oct-07	27221d-17069
Silver (Ag)	NA	EPA 6020m	0.162	µg/dry g	0.025	0.05	08-Oct-07	10-Oct-07	27221d-17069
Strontium (Sr)	NA	EPA 6020m	78.59	µg/dry g	0.025	0.05	08-Oct-07	10-Oct-07	27221d-17069
Thallium (Tl)	NA	EPA 6020m	0.134	µg/dry g	0.025	0.05	08-Oct-07	10-Oct-07	27221d-17069
Tin (Sn)	NA	EPA 6020m	0.583	µg/dry g	0.025	0.05	08-Oct-07	10-Oct-07	27221d-17069
Titanium (Ti)	NA	EPA 6020m	390.4	µg/dry g	0.025	0.05	08-Oct-07	10-Oct-07	27221d-17069
Vanadium (V)	NA	EPA 6020m	23.57	µg/dry g	0.025	0.05	08-Oct-07	10-Oct-07	27221d-17069
Zinc (Zn)	NA	EPA 6020m	40.76	µg/dry g	0.025	0.05	08-Oct-07	10-Oct-07	27221d-17069

MDL= Method Detection Limit (CFR 40 Part 136); RL= Reporting Limit; J= Estimated Value below the RL and above the MDL; ND= Not Detected; NA= Not Applicable; MI = Matrix Interference

California ELAP Certificate # 2261
57289 R1

CRG Marine Laboratories, Inc.

2020 Del Amo Blvd., Suite 200, Torrance, CA 90501-1206 (310) 533-5190 FAX (310) 533-5003 crglabs@sbcglobal.net

Trace Metals

Client: *Weston Solutions*

CRG Project ID: *27221d*

CRG ID#: 57290	Sample: D-3	BOTTOM	Date Sampled: 19-Sep-07 10:10
Replicate #: R1	Description: LADPW MDR		Date Received: 19-Sep-07
DILUTION FACTOR: 1	Matrix: Sediment		

CONSTITUENT	FRACTION	METHOD	RESULT	UNITS	MDL	RL	DATE PROCESSED	DATE ANALYZED	BATCH ID
Aluminum (Al)	NA	EPA 6020m	20100	µg/dry g	1	5	08-Oct-07	10-Oct-07	27221d-17069
Antimony (Sb)	NA	EPA 6020m	0.289	µg/dry g	0.025	0.05	08-Oct-07	10-Oct-07	27221d-17069
Arsenic (As)	NA	EPA 6020m	8.771	µg/dry g	0.025	0.05	08-Oct-07	10-Oct-07	27221d-17069
Barium (Ba)	NA	EPA 6020m	124.5	µg/dry g	0.025	0.05	08-Oct-07	10-Oct-07	27221d-17069
Beryllium (Be)	NA	EPA 6020m	0.527	µg/dry g	0.025	0.05	08-Oct-07	10-Oct-07	27221d-17069
Cadmium (Cd)	NA	EPA 6020m	0.484	µg/dry g	0.025	0.05	08-Oct-07	10-Oct-07	27221d-17069
Chromium (Cr)	NA	EPA 6020m	37.72	µg/dry g	0.025	0.05	08-Oct-07	10-Oct-07	27221d-17069
Cobalt (Co)	NA	EPA 6020m	9.863	µg/dry g	0.025	0.05	08-Oct-07	10-Oct-07	27221d-17069
Copper (Cu)	NA	EPA 6020m	64.12	µg/dry g	0.025	0.05	08-Oct-07	10-Oct-07	27221d-17069
Iron (Fe)	NA	EPA 6020m	33810	µg/dry g	1	5	08-Oct-07	10-Oct-07	27221d-17069
Lead (Pb)	NA	EPA 6020m	22.09	µg/dry g	0.025	0.05	08-Oct-07	10-Oct-07	27221d-17069
Manganese (Mn)	NA	EPA 6020m	268.9	µg/dry g	0.025	0.05	08-Oct-07	10-Oct-07	27221d-17069
Molybdenum (Mo)	NA	EPA 6020m	2.534	µg/dry g	0.025	0.05	08-Oct-07	10-Oct-07	27221d-17069
Nickel (Ni)	NA	EPA 6020m	23.95	µg/dry g	0.025	0.05	08-Oct-07	10-Oct-07	27221d-17069
Selenium (Se)	NA	EPA 6020m	0.868	µg/dry g	0.025	0.05	08-Oct-07	10-Oct-07	27221d-17069
Silver (Ag)	NA	EPA 6020m	0.313	µg/dry g	0.025	0.05	08-Oct-07	10-Oct-07	27221d-17069
Strontium (Sr)	NA	EPA 6020m	169.9	µg/dry g	0.025	0.05	08-Oct-07	10-Oct-07	27221d-17069
Thallium (Tl)	NA	EPA 6020m	0.26	µg/dry g	0.025	0.05	08-Oct-07	10-Oct-07	27221d-17069
Tin (Sn)	NA	EPA 6020m	1.677	µg/dry g	0.025	0.05	08-Oct-07	10-Oct-07	27221d-17069
Titanium (Ti)	NA	EPA 6020m	896.4	µg/dry g	0.025	0.05	08-Oct-07	10-Oct-07	27221d-17069
Vanadium (V)	NA	EPA 6020m	60.19	µg/dry g	0.025	0.05	08-Oct-07	10-Oct-07	27221d-17069
Zinc (Zn)	NA	EPA 6020m	102.6	µg/dry g	0.025	0.05	08-Oct-07	10-Oct-07	27221d-17069

MDL= Method Detection Limit (CFR 40 Part 136); RL= Reporting Limit; J= Estimated Value below the RL and above the MDL; ND= Not Detected; NA= Not Applicable; MI = Matrix Interference

California ELAP Certificate # 2261
57290 R1

CRG Marine Laboratories, Inc.

2020 Del Amo Blvd., Suite 200, Torrance, CA 90501-1206 (310) 533-5190 FAX (310) 533-5003 crglabs@sbcglobal.net

Trace Metals

Client: *Weston Solutions*

CRG Project ID: *27221d*

CRG ID#: 57291	Sample: C-2	TOP	Date Sampled: 19-Sep-07 13:20
Replicate #: R1	Description: LADPW MDR		Date Received: 19-Sep-07
DILUTION FACTOR: 1	Matrix: Sediment		

CONSTITUENT	FRACTION	METHOD	RESULT	UNITS	MDL	RL	DATE PROCESSED	DATE ANALYZED	BATCH ID
Aluminum (Al)	NA	EPA 6020m	14400	µg/dry g	1	5	08-Oct-07	10-Oct-07	27221d-17069
Antimony (Sb)	NA	EPA 6020m	0.408	µg/dry g	0.025	0.05	08-Oct-07	10-Oct-07	27221d-17069
Arsenic (As)	NA	EPA 6020m	9.769	µg/dry g	0.025	0.05	08-Oct-07	10-Oct-07	27221d-17069
Barium (Ba)	NA	EPA 6020m	81.25	µg/dry g	0.025	0.05	08-Oct-07	10-Oct-07	27221d-17069
Beryllium (Be)	NA	EPA 6020m	0.444	µg/dry g	0.025	0.05	08-Oct-07	10-Oct-07	27221d-17069
Cadmium (Cd)	NA	EPA 6020m	0.538	µg/dry g	0.025	0.05	08-Oct-07	10-Oct-07	27221d-17069
Chromium (Cr)	NA	EPA 6020m	33.86	µg/dry g	0.025	0.05	08-Oct-07	10-Oct-07	27221d-17069
Cobalt (Co)	NA	EPA 6020m	8.665	µg/dry g	0.025	0.05	08-Oct-07	10-Oct-07	27221d-17069
Copper (Cu)	NA	EPA 6020m	98.46	µg/dry g	0.025	0.05	08-Oct-07	10-Oct-07	27221d-17069
Iron (Fe)	NA	EPA 6020m	28900	µg/dry g	1	5	08-Oct-07	10-Oct-07	27221d-17069
Lead (Pb)	NA	EPA 6020m	35.26	µg/dry g	0.025	0.05	08-Oct-07	10-Oct-07	27221d-17069
Manganese (Mn)	NA	EPA 6020m	211.1	µg/dry g	0.025	0.05	08-Oct-07	10-Oct-07	27221d-17069
Molybdenum (Mo)	NA	EPA 6020m	3.64	µg/dry g	0.025	0.05	08-Oct-07	10-Oct-07	27221d-17069
Nickel (Ni)	NA	EPA 6020m	26.49	µg/dry g	0.025	0.05	08-Oct-07	10-Oct-07	27221d-17069
Selenium (Se)	NA	EPA 6020m	0.88	µg/dry g	0.025	0.05	08-Oct-07	10-Oct-07	27221d-17069
Silver (Ag)	NA	EPA 6020m	0.508	µg/dry g	0.025	0.05	08-Oct-07	10-Oct-07	27221d-17069
Strontium (Sr)	NA	EPA 6020m	96.24	µg/dry g	0.025	0.05	08-Oct-07	10-Oct-07	27221d-17069
Thallium (Tl)	NA	EPA 6020m	0.246	µg/dry g	0.025	0.05	08-Oct-07	10-Oct-07	27221d-17069
Tin (Sn)	NA	EPA 6020m	1.833	µg/dry g	0.025	0.05	08-Oct-07	10-Oct-07	27221d-17069
Titanium (Ti)	NA	EPA 6020m	762	µg/dry g	0.025	0.05	08-Oct-07	10-Oct-07	27221d-17069
Vanadium (V)	NA	EPA 6020m	44.82	µg/dry g	0.025	0.05	08-Oct-07	10-Oct-07	27221d-17069
Zinc (Zn)	NA	EPA 6020m	131.3	µg/dry g	0.025	0.05	08-Oct-07	10-Oct-07	27221d-17069

MDL= Method Detection Limit (CFR 40 Part 136); RL= Reporting Limit; J= Estimated Value below the RL and above the MDL; ND= Not Detected; NA= Not Applicable; MI = Matrix Interference

California ELAP Certificate # 2261
57291 R1

CRG Marine Laboratories, Inc.

2020 Del Amo Blvd., Suite 200, Torrance, CA 90501-1206 (310) 533-5190 FAX (310) 533-5003 crglabs@sbcglobal.net

Trace Metals

Client: *Weston Solutions*

CRG Project ID: *27221d*

CRG ID#: 57292	Sample: D-3	TOP	Date Sampled: 19-Sep-07 10:10
Replicate #: R1	Description: LADPW MDR		Date Received: 19-Sep-07
DILUTION FACTOR: 1	Matrix: Sediment		

CONSTITUENT	FRACTION	METHOD	RESULT	UNITS	MDL	RL	DATE PROCESSED	DATE ANALYZED	BATCH ID
Aluminum (Al)	NA	EPA 6020m	18740	µg/dry g	1	5	08-Oct-07	10-Oct-07	27221d-17069
Antimony (Sb)	NA	EPA 6020m	0.308	µg/dry g	0.025	0.05	08-Oct-07	10-Oct-07	27221d-17069
Arsenic (As)	NA	EPA 6020m	8.338	µg/dry g	0.025	0.05	08-Oct-07	10-Oct-07	27221d-17069
Barium (Ba)	NA	EPA 6020m	79.64	µg/dry g	0.025	0.05	08-Oct-07	10-Oct-07	27221d-17069
Beryllium (Be)	NA	EPA 6020m	0.516	µg/dry g	0.025	0.05	08-Oct-07	10-Oct-07	27221d-17069
Cadmium (Cd)	NA	EPA 6020m	0.34	µg/dry g	0.025	0.05	08-Oct-07	10-Oct-07	27221d-17069
Chromium (Cr)	NA	EPA 6020m	39.77	µg/dry g	0.025	0.05	08-Oct-07	10-Oct-07	27221d-17069
Cobalt (Co)	NA	EPA 6020m	8.271	µg/dry g	0.025	0.05	08-Oct-07	10-Oct-07	27221d-17069
Copper (Cu)	NA	EPA 6020m	225.3	µg/dry g	0.025	0.05	08-Oct-07	10-Oct-07	27221d-17069
Iron (Fe)	NA	EPA 6020m	31760	µg/dry g	1	5	08-Oct-07	10-Oct-07	27221d-17069
Lead (Pb)	NA	EPA 6020m	56.9	µg/dry g	0.025	0.05	08-Oct-07	10-Oct-07	27221d-17069
Manganese (Mn)	NA	EPA 6020m	194.1	µg/dry g	0.025	0.05	08-Oct-07	10-Oct-07	27221d-17069
Molybdenum (Mo)	NA	EPA 6020m	1.378	µg/dry g	0.025	0.05	08-Oct-07	10-Oct-07	27221d-17069
Nickel (Ni)	NA	EPA 6020m	23.45	µg/dry g	0.025	0.05	08-Oct-07	10-Oct-07	27221d-17069
Selenium (Se)	NA	EPA 6020m	0.735	µg/dry g	0.025	0.05	08-Oct-07	10-Oct-07	27221d-17069
Silver (Ag)	NA	EPA 6020m	0.802	µg/dry g	0.025	0.05	08-Oct-07	10-Oct-07	27221d-17069
Strontium (Sr)	NA	EPA 6020m	57.52	µg/dry g	0.025	0.05	08-Oct-07	10-Oct-07	27221d-17069
Thallium (Tl)	NA	EPA 6020m	0.251	µg/dry g	0.025	0.05	08-Oct-07	10-Oct-07	27221d-17069
Tin (Sn)	NA	EPA 6020m	3.123	µg/dry g	0.025	0.05	08-Oct-07	10-Oct-07	27221d-17069
Titanium (Ti)	NA	EPA 6020m	828.4	µg/dry g	0.025	0.05	08-Oct-07	10-Oct-07	27221d-17069
Vanadium (V)	NA	EPA 6020m	57.22	µg/dry g	0.025	0.05	08-Oct-07	10-Oct-07	27221d-17069
Zinc (Zn)	NA	EPA 6020m	237.6	µg/dry g	0.025	0.05	08-Oct-07	10-Oct-07	27221d-17069

MDL= Method Detection Limit (CFR 40 Part 136); RL= Reporting Limit; J= Estimated Value below the RL and above the MDL; ND= Not Detected; NA= Not Applicable; MI = Matrix Interference

California ELAP Certificate # 2261
57292 R1

CRG Marine Laboratories, Inc.

2020 Del Amo Blvd., Suite 200, Torrance, CA 90501-1206 (310) 533-5190 FAX (310) 533-5003 crglabs@sbcglobal.net

Trace Metals

Client: *Weston Solutions*

CRG Project ID: *27221d*

CRG ID#: 57293	Sample: D-2	BOTTOM	Date Sampled: 19-Sep-07 09:10
Replicate #: R1	Description: LADPW MDR		Date Received: 19-Sep-07
DILUTION FACTOR: 1	Matrix: Sediment		

CONSTITUENT	FRACTION	METHOD	RESULT	UNITS	MDL	RL	DATE PROCESSED	DATE ANALYZED	BATCH ID
Aluminum (Al)	NA	EPA 6020m	9940	µg/dry g	1	5	08-Oct-07	10-Oct-07	27221d-17069
Antimony (Sb)	NA	EPA 6020m	0.249	µg/dry g	0.025	0.05	08-Oct-07	10-Oct-07	27221d-17069
Arsenic (As)	NA	EPA 6020m	5.962	µg/dry g	0.025	0.05	08-Oct-07	10-Oct-07	27221d-17069
Barium (Ba)	NA	EPA 6020m	70.86	µg/dry g	0.025	0.05	08-Oct-07	10-Oct-07	27221d-17069
Beryllium (Be)	NA	EPA 6020m	0.272	µg/dry g	0.025	0.05	08-Oct-07	10-Oct-07	27221d-17069
Cadmium (Cd)	NA	EPA 6020m	0.266	µg/dry g	0.025	0.05	08-Oct-07	10-Oct-07	27221d-17069
Chromium (Cr)	NA	EPA 6020m	19.62	µg/dry g	0.025	0.05	08-Oct-07	10-Oct-07	27221d-17069
Cobalt (Co)	NA	EPA 6020m	5.809	µg/dry g	0.025	0.05	08-Oct-07	10-Oct-07	27221d-17069
Copper (Cu)	NA	EPA 6020m	30.52	µg/dry g	0.025	0.05	08-Oct-07	10-Oct-07	27221d-17069
Iron (Fe)	NA	EPA 6020m	17670	µg/dry g	1	5	08-Oct-07	10-Oct-07	27221d-17069
Lead (Pb)	NA	EPA 6020m	11.37	µg/dry g	0.025	0.05	08-Oct-07	10-Oct-07	27221d-17069
Manganese (Mn)	NA	EPA 6020m	146.9	µg/dry g	0.025	0.05	08-Oct-07	10-Oct-07	27221d-17069
Molybdenum (Mo)	NA	EPA 6020m	1.333	µg/dry g	0.025	0.05	08-Oct-07	10-Oct-07	27221d-17069
Nickel (Ni)	NA	EPA 6020m	15.11	µg/dry g	0.025	0.05	08-Oct-07	10-Oct-07	27221d-17069
Selenium (Se)	NA	EPA 6020m	0.467	µg/dry g	0.025	0.05	08-Oct-07	10-Oct-07	27221d-17069
Silver (Ag)	NA	EPA 6020m	0.202	µg/dry g	0.025	0.05	08-Oct-07	10-Oct-07	27221d-17069
Strontium (Sr)	NA	EPA 6020m	81.01	µg/dry g	0.025	0.05	08-Oct-07	10-Oct-07	27221d-17069
Thallium (Tl)	NA	EPA 6020m	0.166	µg/dry g	0.025	0.05	08-Oct-07	10-Oct-07	27221d-17069
Tin (Sn)	NA	EPA 6020m	1.016	µg/dry g	0.025	0.05	08-Oct-07	10-Oct-07	27221d-17069
Titanium (Ti)	NA	EPA 6020m	603.2	µg/dry g	0.025	0.05	08-Oct-07	10-Oct-07	27221d-17069
Vanadium (V)	NA	EPA 6020m	32.05	µg/dry g	0.025	0.05	08-Oct-07	10-Oct-07	27221d-17069
Zinc (Zn)	NA	EPA 6020m	59.27	µg/dry g	0.025	0.05	08-Oct-07	10-Oct-07	27221d-17069

MDL= Method Detection Limit (CFR 40 Part 136); RL= Reporting Limit; J= Estimated Value below the RL and above the MDL; ND= Not Detected; NA= Not Applicable; MI = Matrix Interference

California ELAP Certificate # 2261
57293 R1

CHLORINATED PESTICIDE RESULTS

CRG Marine Laboratories, Inc.

2020 Del Amo Blvd., Suite 200, Torrance, CA 90501-1206 (310) 533-5190 FAX (310) 533-5003 crglabs@sbcglobal.net

Chlorinated Pesticides

Client: *Weston Solutions*

CRG Project ID: *27221d*

CRG ID#: 57274	Sample: MC-3	BOTTOM	Date Sampled: 17-Sep-07 14:00
Replicate #: R1	Description: LADPW MDR		Date Received: 19-Sep-07
DILUTION FACTOR: 1	Matrix: Sediment		

CONSTITUENT	FRACTION	METHOD	RESULT	UNITS	MDL	RL	DATE PROCESSED	DATE ANALYZED	BATCH ID
(PCB030)	NA	EPA 8270Cm	73	% Recovery			01-Oct-07	17-Oct-07	27221d-31049
(PCB112)	NA	EPA 8270Cm	82	% Recovery			01-Oct-07	17-Oct-07	27221d-31049
(PCB198)	NA	EPA 8270Cm	87	% Recovery			01-Oct-07	17-Oct-07	27221d-31049
(TCMX)	NA	EPA 8270Cm	70	% Recovery			01-Oct-07	17-Oct-07	27221d-31049
2,4'-DDD	NA	EPA 8270Cm	7.2	ng/dry g	1	5	01-Oct-07	17-Oct-07	27221d-31049
2,4'-DDE	NA	EPA 8270Cm	J 2.6	ng/dry g	1	5	01-Oct-07	17-Oct-07	27221d-31049
2,4'-DDT	NA	EPA 8270Cm	ND	ng/dry g	1	5	01-Oct-07	17-Oct-07	27221d-31049
4,4'-DDD	NA	EPA 8270Cm	20.4	ng/dry g	1	5	01-Oct-07	17-Oct-07	27221d-31049
4,4'-DDE	NA	EPA 8270Cm	53.5	ng/dry g	1	5	01-Oct-07	17-Oct-07	27221d-31049
4,4'-DDT	NA	EPA 8270Cm	ND	ng/dry g	1	5	01-Oct-07	17-Oct-07	27221d-31049
Aldrin	NA	EPA 8270Cm	ND	ng/dry g	1	5	01-Oct-07	17-Oct-07	27221d-31049
BHC-alpha	NA	EPA 8270Cm	ND	ng/dry g	1	5	01-Oct-07	17-Oct-07	27221d-31049
BHC-beta	NA	EPA 8270Cm	ND	ng/dry g	1	5	01-Oct-07	17-Oct-07	27221d-31049
BHC-delta	NA	EPA 8270Cm	ND	ng/dry g	1	5	01-Oct-07	17-Oct-07	27221d-31049
BHC-gamma	NA	EPA 8270Cm	ND	ng/dry g	1	5	01-Oct-07	17-Oct-07	27221d-31049
Chlordane-alpha	NA	EPA 8270Cm	ND	ng/dry g	1	5	01-Oct-07	17-Oct-07	27221d-31049
Chlordane-gamma	NA	EPA 8270Cm	ND	ng/dry g	1	5	01-Oct-07	17-Oct-07	27221d-31049
cis-Nonachlor	NA	EPA 8270Cm	ND	ng/dry g	1	5	01-Oct-07	17-Oct-07	27221d-31049
DCPA (Dacthal)	NA	EPA 8270Cm	ND	ng/dry g	5	10	01-Oct-07	17-Oct-07	27221d-31049
Dicofol	NA	EPA 8270Cm	14	ng/dry g	1	5	01-Oct-07	17-Oct-07	27221d-31049
Dieldrin	NA	EPA 8270Cm	ND	ng/dry g	1	5	01-Oct-07	17-Oct-07	27221d-31049
Endosulfan Sulfate	NA	EPA 8270Cm	ND	ng/dry g	1	5	01-Oct-07	17-Oct-07	27221d-31049
Endosulfan-I	NA	EPA 8270Cm	ND	ng/dry g	1	5	01-Oct-07	17-Oct-07	27221d-31049
Endosulfan-II	NA	EPA 8270Cm	ND	ng/dry g	1	5	01-Oct-07	17-Oct-07	27221d-31049
Endrin	NA	EPA 8270Cm	ND	ng/dry g	1	5	01-Oct-07	17-Oct-07	27221d-31049
Endrin Aldehyde	NA	EPA 8270Cm	ND	ng/dry g	1	5	01-Oct-07	17-Oct-07	27221d-31049

MDL= Method Detection Limit (CFR 40 Part 136); RL= Reporting Limit; J= Estimated Value below the RL and above the MDL; ND= Not Detected; NA= Not Applicable; MI = Matrix Interference

California ELAP Certificate # 2261
57274 R1

CRG Marine Laboratories, Inc.

2020 Del Amo Blvd., Suite 200, Torrance, CA 90501-1206 (310) 533-5190 FAX (310) 533-5003 crglabs@sbcglobal.net

Chlorinated Pesticides

Client: *Weston Solutions*

CRG Project ID: *27221d*

CRG ID#: 57274

Sample: MC-3 BOTTOM

Date Sampled: 17-Sep-07 14:00

Replicate #: R1

Description: LADPW MDR

Date Received: 19-Sep-07

DILUTION FACTOR: 1

Matrix: Sediment

CONSTITUENT	FRACTION	METHOD	RESULT	UNITS	MDL	RL	DATE PROCESSED	DATE ANALYZED	BATCH ID
Endrin Ketone	NA	EPA 8270Cm	ND	ng/dry g	1	5	01-Oct-07	17-Oct-07	27221d-31049
Heptachlor	NA	EPA 8270Cm	ND	ng/dry g	1	5	01-Oct-07	17-Oct-07	27221d-31049
Heptachlor Epoxide	NA	EPA 8270Cm	ND	ng/dry g	1	5	01-Oct-07	17-Oct-07	27221d-31049
Methoxychlor	NA	EPA 8270Cm	ND	ng/dry g	1	5	01-Oct-07	17-Oct-07	27221d-31049
Mirex	NA	EPA 8270Cm	ND	ng/dry g	1	5	01-Oct-07	17-Oct-07	27221d-31049
Oxychlorane	NA	EPA 8270Cm	ND	ng/dry g	1	5	01-Oct-07	17-Oct-07	27221d-31049
Perthane	NA	EPA 8270Cm	ND	ng/dry g	5	10	01-Oct-07	17-Oct-07	27221d-31049
Total Chlordane	NA	EPA 8270Cm		ng/dry g			01-Oct-07	17-Oct-07	27221d-31049
Total Detectable DDTs	NA	EPA 8270Cm	83.7	ng/dry g			01-Oct-07	17-Oct-07	27221d-31049
Toxaphene	NA	EPA 8270Cm	ND	ng/dry g	10	50	01-Oct-07	17-Oct-07	27221d-31049
trans-Nonachlor	NA	EPA 8270Cm	ND	ng/dry g	1	5	01-Oct-07	17-Oct-07	27221d-31049

MDL= Method Detection Limit (CFR 40 Part 136); RL= Reporting Limit; J= Estimated Value below the RL and above the MDL; ND= Not Detected; NA= Not Applicable; MI = Matrix Interference

California ELAP Certificate # 2261

57274 R1

CRG Marine Laboratories, Inc.

2020 Del Amo Blvd., Suite 200, Torrance, CA 90501-1206 (310) 533-5190 FAX (310) 533-5003 crglabs@sbcglobal.net

Chlorinated Pesticides

Client: *Weston Solutions*

CRG Project ID: *27221d*

CRG ID#: 57275	Sample: MC-3	TOP	Date Sampled: 17-Sep-07 14:00
Replicate #: R1	Description: LADPW MDR		Date Received: 19-Sep-07
DILUTION FACTOR: 1	Matrix: Sediment		

CONSTITUENT	FRACTION	METHOD	RESULT	UNITS	MDL	RL	DATE PROCESSED	DATE ANALYZED	BATCH ID
(PCB030)	NA	EPA 8270Cm	70	% Recovery			01-Oct-07	17-Oct-07	27221d-31049
(PCB112)	NA	EPA 8270Cm	75	% Recovery			01-Oct-07	17-Oct-07	27221d-31049
(PCB198)	NA	EPA 8270Cm	82	% Recovery			01-Oct-07	17-Oct-07	27221d-31049
(TCMX)	NA	EPA 8270Cm	69	% Recovery			01-Oct-07	17-Oct-07	27221d-31049
2,4'-DDD	NA	EPA 8270Cm	J 2.9	ng/dry g	1	5	01-Oct-07	17-Oct-07	27221d-31049
2,4'-DDE	NA	EPA 8270Cm	J 3.5	ng/dry g	1	5	01-Oct-07	17-Oct-07	27221d-31049
2,4'-DDT	NA	EPA 8270Cm	ND	ng/dry g	1	5	01-Oct-07	17-Oct-07	27221d-31049
4,4'-DDD	NA	EPA 8270Cm	6.6	ng/dry g	1	5	01-Oct-07	17-Oct-07	27221d-31049
4,4'-DDE	NA	EPA 8270Cm	38	ng/dry g	1	5	01-Oct-07	17-Oct-07	27221d-31049
4,4'-DDT	NA	EPA 8270Cm	ND	ng/dry g	1	5	01-Oct-07	17-Oct-07	27221d-31049
Aldrin	NA	EPA 8270Cm	ND	ng/dry g	1	5	01-Oct-07	17-Oct-07	27221d-31049
BHC-alpha	NA	EPA 8270Cm	ND	ng/dry g	1	5	01-Oct-07	17-Oct-07	27221d-31049
BHC-beta	NA	EPA 8270Cm	ND	ng/dry g	1	5	01-Oct-07	17-Oct-07	27221d-31049
BHC-delta	NA	EPA 8270Cm	ND	ng/dry g	1	5	01-Oct-07	17-Oct-07	27221d-31049
BHC-gamma	NA	EPA 8270Cm	ND	ng/dry g	1	5	01-Oct-07	17-Oct-07	27221d-31049
Chlordane-alpha	NA	EPA 8270Cm	J 1	ng/dry g	1	5	01-Oct-07	17-Oct-07	27221d-31049
Chlordane-gamma	NA	EPA 8270Cm	J 1.5	ng/dry g	1	5	01-Oct-07	17-Oct-07	27221d-31049
cis-Nonachlor	NA	EPA 8270Cm	J 1.2	ng/dry g	1	5	01-Oct-07	17-Oct-07	27221d-31049
DCPA (Dacthal)	NA	EPA 8270Cm	ND	ng/dry g	5	10	01-Oct-07	17-Oct-07	27221d-31049
Dicofol	NA	EPA 8270Cm	10.6	ng/dry g	1	5	01-Oct-07	17-Oct-07	27221d-31049
Dieldrin	NA	EPA 8270Cm	ND	ng/dry g	1	5	01-Oct-07	17-Oct-07	27221d-31049
Endosulfan Sulfate	NA	EPA 8270Cm	ND	ng/dry g	1	5	01-Oct-07	17-Oct-07	27221d-31049
Endosulfan-I	NA	EPA 8270Cm	ND	ng/dry g	1	5	01-Oct-07	17-Oct-07	27221d-31049
Endosulfan-II	NA	EPA 8270Cm	ND	ng/dry g	1	5	01-Oct-07	17-Oct-07	27221d-31049
Endrin	NA	EPA 8270Cm	ND	ng/dry g	1	5	01-Oct-07	17-Oct-07	27221d-31049
Endrin Aldehyde	NA	EPA 8270Cm	ND	ng/dry g	1	5	01-Oct-07	17-Oct-07	27221d-31049

MDL= Method Detection Limit (CFR 40 Part 136); RL= Reporting Limit; J= Estimated Value below the RL and above the MDL; ND= Not Detected; NA= Not Applicable; MI = Matrix Interference

California ELAP Certificate # 2261
57275 R1

CRG Marine Laboratories, Inc.

2020 Del Amo Blvd., Suite 200, Torrance, CA 90501-1206 (310) 533-5190 FAX (310) 533-5003 crglabs@sbcglobal.net

Chlorinated Pesticides

Client: *Weston Solutions*

CRG Project ID: *27221d*

CRG ID#: 57275	Sample: MC-3	TOP	Date Sampled: 17-Sep-07 14:00
Replicate #: R1	Description: LADPW MDR		Date Received: 19-Sep-07
DILUTION FACTOR: 1	Matrix: Sediment		

CONSTITUENT	FRACTION	METHOD	RESULT	UNITS	MDL	RL	DATE PROCESSED	DATE ANALYZED	BATCH ID
Endrin Ketone	NA	EPA 8270Cm	ND	ng/dry g	1	5	01-Oct-07	17-Oct-07	27221d-31049
Heptachlor	NA	EPA 8270Cm	ND	ng/dry g	1	5	01-Oct-07	17-Oct-07	27221d-31049
Heptachlor Epoxide	NA	EPA 8270Cm	ND	ng/dry g	1	5	01-Oct-07	17-Oct-07	27221d-31049
Methoxychlor	NA	EPA 8270Cm	ND	ng/dry g	1	5	01-Oct-07	17-Oct-07	27221d-31049
Mirex	NA	EPA 8270Cm	ND	ng/dry g	1	5	01-Oct-07	17-Oct-07	27221d-31049
Oxychlordan	NA	EPA 8270Cm	ND	ng/dry g	1	5	01-Oct-07	17-Oct-07	27221d-31049
Perthane	NA	EPA 8270Cm	ND	ng/dry g	5	10	01-Oct-07	17-Oct-07	27221d-31049
Total Chlordane	NA	EPA 8270Cm	3.7	ng/dry g			01-Oct-07	17-Oct-07	27221d-31049
Total Detectable DDTs	NA	EPA 8270Cm	51	ng/dry g			01-Oct-07	17-Oct-07	27221d-31049
Toxaphene	NA	EPA 8270Cm	ND	ng/dry g	10	50	01-Oct-07	17-Oct-07	27221d-31049
trans-Nonachlor	NA	EPA 8270Cm	ND	ng/dry g	1	5	01-Oct-07	17-Oct-07	27221d-31049

MDL= Method Detection Limit (CFR 40 Part 136); RL= Reporting Limit; J= Estimated Value below the RL and above the MDL; ND= Not Detected; NA= Not Applicable; MI = Matrix Interference

California ELAP Certificate # 2261
57275 R1

CRG Marine Laboratories, Inc.

2020 Del Amo Blvd., Suite 200, Torrance, CA 90501-1206 (310) 533-5190 FAX (310) 533-5003 crglabs@sbcglobal.net

Chlorinated Pesticides

Client: *Weston Solutions*

CRG Project ID: *27221d*

CRG ID#: 57276	Sample: MC-2	BOTTOM	Date Sampled: 17-Sep-07 17:00
Replicate #: R1	Description: LADPW MDR		Date Received: 19-Sep-07
DILUTION FACTOR: 1	Matrix: Sediment		

CONSTITUENT	FRACTION	METHOD	RESULT	UNITS	MDL	RL	DATE PROCESSED	DATE ANALYZED	BATCH ID
(PCB030)	NA	EPA 8270Cm	73	% Recovery			01-Oct-07	17-Oct-07	27221d-31049
(PCB112)	NA	EPA 8270Cm	75	% Recovery			01-Oct-07	17-Oct-07	27221d-31049
(PCB198)	NA	EPA 8270Cm	81	% Recovery			01-Oct-07	17-Oct-07	27221d-31049
(TCMX)	NA	EPA 8270Cm	72	% Recovery			01-Oct-07	17-Oct-07	27221d-31049
2,4'-DDD	NA	EPA 8270Cm	6.3	ng/dry g	1	5	01-Oct-07	17-Oct-07	27221d-31049
2,4'-DDE	NA	EPA 8270Cm	J 2	ng/dry g	1	5	01-Oct-07	17-Oct-07	27221d-31049
2,4'-DDT	NA	EPA 8270Cm	ND	ng/dry g	1	5	01-Oct-07	17-Oct-07	27221d-31049
4,4'-DDD	NA	EPA 8270Cm	19.6	ng/dry g	1	5	01-Oct-07	17-Oct-07	27221d-31049
4,4'-DDE	NA	EPA 8270Cm	33.4	ng/dry g	1	5	01-Oct-07	17-Oct-07	27221d-31049
4,4'-DDT	NA	EPA 8270Cm	ND	ng/dry g	1	5	01-Oct-07	17-Oct-07	27221d-31049
Aldrin	NA	EPA 8270Cm	ND	ng/dry g	1	5	01-Oct-07	17-Oct-07	27221d-31049
BHC-alpha	NA	EPA 8270Cm	ND	ng/dry g	1	5	01-Oct-07	17-Oct-07	27221d-31049
BHC-beta	NA	EPA 8270Cm	ND	ng/dry g	1	5	01-Oct-07	17-Oct-07	27221d-31049
BHC-delta	NA	EPA 8270Cm	ND	ng/dry g	1	5	01-Oct-07	17-Oct-07	27221d-31049
BHC-gamma	NA	EPA 8270Cm	ND	ng/dry g	1	5	01-Oct-07	17-Oct-07	27221d-31049
Chlordane-alpha	NA	EPA 8270Cm	ND	ng/dry g	1	5	01-Oct-07	17-Oct-07	27221d-31049
Chlordane-gamma	NA	EPA 8270Cm	ND	ng/dry g	1	5	01-Oct-07	17-Oct-07	27221d-31049
cis-Nonachlor	NA	EPA 8270Cm	ND	ng/dry g	1	5	01-Oct-07	17-Oct-07	27221d-31049
DCPA (Dacthal)	NA	EPA 8270Cm	ND	ng/dry g	5	10	01-Oct-07	17-Oct-07	27221d-31049
Dicofol	NA	EPA 8270Cm	10	ng/dry g	1	5	01-Oct-07	17-Oct-07	27221d-31049
Dieldrin	NA	EPA 8270Cm	ND	ng/dry g	1	5	01-Oct-07	17-Oct-07	27221d-31049
Endosulfan Sulfate	NA	EPA 8270Cm	ND	ng/dry g	1	5	01-Oct-07	17-Oct-07	27221d-31049
Endosulfan-I	NA	EPA 8270Cm	ND	ng/dry g	1	5	01-Oct-07	17-Oct-07	27221d-31049
Endosulfan-II	NA	EPA 8270Cm	ND	ng/dry g	1	5	01-Oct-07	17-Oct-07	27221d-31049
Endrin	NA	EPA 8270Cm	ND	ng/dry g	1	5	01-Oct-07	17-Oct-07	27221d-31049
Endrin Aldehyde	NA	EPA 8270Cm	ND	ng/dry g	1	5	01-Oct-07	17-Oct-07	27221d-31049

MDL= Method Detection Limit (CFR 40 Part 136); RL= Reporting Limit; J= Estimated Value below the RL and above the MDL; ND= Not Detected; NA= Not Applicable; MI = Matrix Interference

California ELAP Certificate # 2261
57276 R1

CRG Marine Laboratories, Inc.

2020 Del Amo Blvd., Suite 200, Torrance, CA 90501-1206 (310) 533-5190 FAX (310) 533-5003 crglabs@sbcglobal.net

Chlorinated Pesticides

Client: *Weston Solutions*

CRG Project ID: *27221d*

CRG ID#: 57276

Sample: MC-2 BOTTOM

Date Sampled: 17-Sep-07 17:00

Replicate #: R1

Description: LADPW MDR

Date Received: 19-Sep-07

DILUTION FACTOR: 1

Matrix: Sediment

CONSTITUENT	FRACTION	METHOD	RESULT	UNITS	MDL	RL	DATE PROCESSED	DATE ANALYZED	BATCH ID
Endrin Ketone	NA	EPA 8270Cm	ND	ng/dry g	1	5	01-Oct-07	17-Oct-07	27221d-31049
Heptachlor	NA	EPA 8270Cm	ND	ng/dry g	1	5	01-Oct-07	17-Oct-07	27221d-31049
Heptachlor Epoxide	NA	EPA 8270Cm	ND	ng/dry g	1	5	01-Oct-07	17-Oct-07	27221d-31049
Methoxychlor	NA	EPA 8270Cm	ND	ng/dry g	1	5	01-Oct-07	17-Oct-07	27221d-31049
Mirex	NA	EPA 8270Cm	ND	ng/dry g	1	5	01-Oct-07	17-Oct-07	27221d-31049
Oxychlordane	NA	EPA 8270Cm	ND	ng/dry g	1	5	01-Oct-07	17-Oct-07	27221d-31049
Perthane	NA	EPA 8270Cm	ND	ng/dry g	5	10	01-Oct-07	17-Oct-07	27221d-31049
Total Chlordane	NA	EPA 8270Cm		ng/dry g			01-Oct-07	17-Oct-07	27221d-31049
Total Detectable DDTs	NA	EPA 8270Cm	61.3	ng/dry g			01-Oct-07	17-Oct-07	27221d-31049
Toxaphene	NA	EPA 8270Cm	ND	ng/dry g	10	50	01-Oct-07	17-Oct-07	27221d-31049
trans-Nonachlor	NA	EPA 8270Cm	ND	ng/dry g	1	5	01-Oct-07	17-Oct-07	27221d-31049

MDL= Method Detection Limit (CFR 40 Part 136); RL= Reporting Limit; J= Estimated Value below the RL and above the MDL; ND= Not Detected; NA= Not Applicable; MI = Matrix Interference

California ELAP Certificate # 2261

57276 R1

CRG Marine Laboratories, Inc.

2020 Del Amo Blvd., Suite 200, Torrance, CA 90501-1206 (310) 533-5190 FAX (310) 533-5003 crglabs@sbcglobal.net

Chlorinated Pesticides

Client: *Weston Solutions*

CRG Project ID: *27221d*

CRG ID#: 57277	Sample: E-4	Location: BOTTOM	Date Sampled: 18-Sep-07 17:00
Replicate #: R1	Description: LADPW MDR		Date Received: 19-Sep-07
DILUTION FACTOR: 1	Matrix: Sediment		

CONSTITUENT	FRACTION	METHOD	RESULT	UNITS	MDL	RL	DATE PROCESSED	DATE ANALYZED	BATCH ID
(PCB030)	NA	EPA 8270Cm	74	% Recovery			01-Oct-07	17-Oct-07	27221d-31049
(PCB112)	NA	EPA 8270Cm	80	% Recovery			01-Oct-07	17-Oct-07	27221d-31049
(PCB198)	NA	EPA 8270Cm	90	% Recovery			01-Oct-07	17-Oct-07	27221d-31049
(TCMX)	NA	EPA 8270Cm	76	% Recovery			01-Oct-07	17-Oct-07	27221d-31049
2,4'-DDD	NA	EPA 8270Cm	ND	ng/dry g	1	5	01-Oct-07	17-Oct-07	27221d-31049
2,4'-DDE	NA	EPA 8270Cm	J 1.9	ng/dry g	1	5	01-Oct-07	17-Oct-07	27221d-31049
2,4'-DDT	NA	EPA 8270Cm	ND	ng/dry g	1	5	01-Oct-07	17-Oct-07	27221d-31049
4,4'-DDD	NA	EPA 8270Cm	11.3	ng/dry g	1	5	01-Oct-07	17-Oct-07	27221d-31049
4,4'-DDE	NA	EPA 8270Cm	7.6	ng/dry g	1	5	01-Oct-07	17-Oct-07	27221d-31049
4,4'-DDT	NA	EPA 8270Cm	ND	ng/dry g	1	5	01-Oct-07	17-Oct-07	27221d-31049
Aldrin	NA	EPA 8270Cm	ND	ng/dry g	1	5	01-Oct-07	17-Oct-07	27221d-31049
BHC-alpha	NA	EPA 8270Cm	ND	ng/dry g	1	5	01-Oct-07	17-Oct-07	27221d-31049
BHC-beta	NA	EPA 8270Cm	ND	ng/dry g	1	5	01-Oct-07	17-Oct-07	27221d-31049
BHC-delta	NA	EPA 8270Cm	ND	ng/dry g	1	5	01-Oct-07	17-Oct-07	27221d-31049
BHC-gamma	NA	EPA 8270Cm	ND	ng/dry g	1	5	01-Oct-07	17-Oct-07	27221d-31049
Chlordane-alpha	NA	EPA 8270Cm	ND	ng/dry g	1	5	01-Oct-07	17-Oct-07	27221d-31049
Chlordane-gamma	NA	EPA 8270Cm	ND	ng/dry g	1	5	01-Oct-07	17-Oct-07	27221d-31049
cis-Nonachlor	NA	EPA 8270Cm	ND	ng/dry g	1	5	01-Oct-07	17-Oct-07	27221d-31049
DCPA (Dacthal)	NA	EPA 8270Cm	ND	ng/dry g	5	10	01-Oct-07	17-Oct-07	27221d-31049
Dicofol	NA	EPA 8270Cm	ND	ng/dry g	1	5	01-Oct-07	17-Oct-07	27221d-31049
Dieldrin	NA	EPA 8270Cm	ND	ng/dry g	1	5	01-Oct-07	17-Oct-07	27221d-31049
Endosulfan Sulfate	NA	EPA 8270Cm	ND	ng/dry g	1	5	01-Oct-07	17-Oct-07	27221d-31049
Endosulfan-I	NA	EPA 8270Cm	ND	ng/dry g	1	5	01-Oct-07	17-Oct-07	27221d-31049
Endosulfan-II	NA	EPA 8270Cm	ND	ng/dry g	1	5	01-Oct-07	17-Oct-07	27221d-31049
Endrin	NA	EPA 8270Cm	ND	ng/dry g	1	5	01-Oct-07	17-Oct-07	27221d-31049
Endrin Aldehyde	NA	EPA 8270Cm	ND	ng/dry g	1	5	01-Oct-07	17-Oct-07	27221d-31049

MDL= Method Detection Limit (CFR 40 Part 136); RL= Reporting Limit; J= Estimated Value below the RL and above the MDL; ND= Not Detected; NA= Not Applicable; MI = Matrix Interference

California ELAP Certificate # 2261
57277 R1

CRG Marine Laboratories, Inc.

2020 Del Amo Blvd., Suite 200, Torrance, CA 90501-1206 (310) 533-5190 FAX (310) 533-5003 crglabs@sbcglobal.net

Chlorinated Pesticides

Client: *Weston Solutions*

CRG Project ID: *27221d*

CRG ID#: 57277

Sample: E-4 BOTTOM

Date Sampled: 18-Sep-07 17:00

Replicate #: R1

Description: LADPW MDR

Date Received: 19-Sep-07

DILUTION FACTOR: 1

Matrix: Sediment

CONSTITUENT	FRACTION	METHOD	RESULT	UNITS	MDL	RL	DATE PROCESSED	DATE ANALYZED	BATCH ID
Endrin Ketone	NA	EPA 8270Cm	ND	ng/dry g	1	5	01-Oct-07	17-Oct-07	27221d-31049
Heptachlor	NA	EPA 8270Cm	ND	ng/dry g	1	5	01-Oct-07	17-Oct-07	27221d-31049
Heptachlor Epoxide	NA	EPA 8270Cm	ND	ng/dry g	1	5	01-Oct-07	17-Oct-07	27221d-31049
Methoxychlor	NA	EPA 8270Cm	ND	ng/dry g	1	5	01-Oct-07	17-Oct-07	27221d-31049
Mirex	NA	EPA 8270Cm	ND	ng/dry g	1	5	01-Oct-07	17-Oct-07	27221d-31049
Oxychlordan	NA	EPA 8270Cm	ND	ng/dry g	1	5	01-Oct-07	17-Oct-07	27221d-31049
Perthane	NA	EPA 8270Cm	ND	ng/dry g	5	10	01-Oct-07	17-Oct-07	27221d-31049
Total Chlordane	NA	EPA 8270Cm		ng/dry g			01-Oct-07	17-Oct-07	27221d-31049
Total Detectable DDTs	NA	EPA 8270Cm	20.8	ng/dry g			01-Oct-07	17-Oct-07	27221d-31049
Toxaphene	NA	EPA 8270Cm	ND	ng/dry g	10	50	01-Oct-07	17-Oct-07	27221d-31049
trans-Nonachlor	NA	EPA 8270Cm	ND	ng/dry g	1	5	01-Oct-07	17-Oct-07	27221d-31049

MDL= Method Detection Limit (CFR 40 Part 136); RL= Reporting Limit; J= Estimated Value below the RL and above the MDL; ND= Not Detected; NA= Not Applicable; MI = Matrix Interference

California ELAP Certificate # 2261
57277 R1

CRG Marine Laboratories, Inc.

2020 Del Amo Blvd., Suite 200, Torrance, CA 90501-1206 (310) 533-5190 FAX (310) 533-5003 crglabs@sbcglobal.net

Chlorinated Pesticides

Client: *Weston Solutions*

CRG Project ID: *27221d*

CRG ID#: 57278	Sample: E-4	TOP	Date Sampled: 18-Sep-07 17:00
Replicate #: R1	Description: LADPW MDR		Date Received: 19-Sep-07
DILUTION FACTOR: 1	Matrix: Sediment		

CONSTITUENT	FRACTION	METHOD	RESULT	UNITS	MDL	RL	DATE PROCESSED	DATE ANALYZED	BATCH ID
(PCB030)	NA	EPA 8270Cm	56	% Recovery			01-Oct-07	17-Oct-07	27221d-31049
(PCB112)	NA	EPA 8270Cm	62	% Recovery			01-Oct-07	17-Oct-07	27221d-31049
(PCB198)	NA	EPA 8270Cm	65	% Recovery			01-Oct-07	17-Oct-07	27221d-31049
(TCMX)	NA	EPA 8270Cm	55	% Recovery			01-Oct-07	17-Oct-07	27221d-31049
2,4'-DDD	NA	EPA 8270Cm	J 1.3	ng/dry g	1	5	01-Oct-07	17-Oct-07	27221d-31049
2,4'-DDE	NA	EPA 8270Cm	ND	ng/dry g	1	5	01-Oct-07	17-Oct-07	27221d-31049
2,4'-DDT	NA	EPA 8270Cm	ND	ng/dry g	1	5	01-Oct-07	17-Oct-07	27221d-31049
4,4'-DDD	NA	EPA 8270Cm	J 4.8	ng/dry g	1	5	01-Oct-07	17-Oct-07	27221d-31049
4,4'-DDE	NA	EPA 8270Cm	J 3.8	ng/dry g	1	5	01-Oct-07	17-Oct-07	27221d-31049
4,4'-DDT	NA	EPA 8270Cm	J 2.5	ng/dry g	1	5	01-Oct-07	17-Oct-07	27221d-31049
Aldrin	NA	EPA 8270Cm	ND	ng/dry g	1	5	01-Oct-07	17-Oct-07	27221d-31049
BHC-alpha	NA	EPA 8270Cm	ND	ng/dry g	1	5	01-Oct-07	17-Oct-07	27221d-31049
BHC-beta	NA	EPA 8270Cm	ND	ng/dry g	1	5	01-Oct-07	17-Oct-07	27221d-31049
BHC-delta	NA	EPA 8270Cm	ND	ng/dry g	1	5	01-Oct-07	17-Oct-07	27221d-31049
BHC-gamma	NA	EPA 8270Cm	ND	ng/dry g	1	5	01-Oct-07	17-Oct-07	27221d-31049
Chlordane-alpha	NA	EPA 8270Cm	ND	ng/dry g	1	5	01-Oct-07	17-Oct-07	27221d-31049
Chlordane-gamma	NA	EPA 8270Cm	ND	ng/dry g	1	5	01-Oct-07	17-Oct-07	27221d-31049
cis-Nonachlor	NA	EPA 8270Cm	ND	ng/dry g	1	5	01-Oct-07	17-Oct-07	27221d-31049
DCPA (Dacthal)	NA	EPA 8270Cm	ND	ng/dry g	5	10	01-Oct-07	17-Oct-07	27221d-31049
Dicofol	NA	EPA 8270Cm	ND	ng/dry g	1	5	01-Oct-07	17-Oct-07	27221d-31049
Dieldrin	NA	EPA 8270Cm	ND	ng/dry g	1	5	01-Oct-07	17-Oct-07	27221d-31049
Endosulfan Sulfate	NA	EPA 8270Cm	ND	ng/dry g	1	5	01-Oct-07	17-Oct-07	27221d-31049
Endosulfan-I	NA	EPA 8270Cm	ND	ng/dry g	1	5	01-Oct-07	17-Oct-07	27221d-31049
Endosulfan-II	NA	EPA 8270Cm	ND	ng/dry g	1	5	01-Oct-07	17-Oct-07	27221d-31049
Endrin	NA	EPA 8270Cm	ND	ng/dry g	1	5	01-Oct-07	17-Oct-07	27221d-31049
Endrin Aldehyde	NA	EPA 8270Cm	ND	ng/dry g	1	5	01-Oct-07	17-Oct-07	27221d-31049

MDL= Method Detection Limit (CFR 40 Part 136); RL= Reporting Limit; J= Estimated Value below the RL and above the MDL; ND= Not Detected; NA= Not Applicable; MI = Matrix Interference

California ELAP Certificate # 2261
57278 R1

CRG Marine Laboratories, Inc.

2020 Del Amo Blvd., Suite 200, Torrance, CA 90501-1206 (310) 533-5190 FAX (310) 533-5003 crglabs@sbcglobal.net

Chlorinated Pesticides

Client: *Weston Solutions*

CRG Project ID: *27221d*

CRG ID#: 57278

Sample: E-4 TOP

Date Sampled: 18-Sep-07 17:00

Replicate #: R1

Description: LADPW MDR

Date Received: 19-Sep-07

DILUTION FACTOR: 1

Matrix: Sediment

CONSTITUENT	FRACTION	METHOD	RESULT	UNITS	MDL	RL	DATE PROCESSED	DATE ANALYZED	BATCH ID
Endrin Ketone	NA	EPA 8270Cm	ND	ng/dry g	1	5	01-Oct-07	17-Oct-07	27221d-31049
Heptachlor	NA	EPA 8270Cm	ND	ng/dry g	1	5	01-Oct-07	17-Oct-07	27221d-31049
Heptachlor Epoxide	NA	EPA 8270Cm	ND	ng/dry g	1	5	01-Oct-07	17-Oct-07	27221d-31049
Methoxychlor	NA	EPA 8270Cm	ND	ng/dry g	1	5	01-Oct-07	17-Oct-07	27221d-31049
Mirex	NA	EPA 8270Cm	ND	ng/dry g	1	5	01-Oct-07	17-Oct-07	27221d-31049
Oxychlordan	NA	EPA 8270Cm	ND	ng/dry g	1	5	01-Oct-07	17-Oct-07	27221d-31049
Perthane	NA	EPA 8270Cm	ND	ng/dry g	5	10	01-Oct-07	17-Oct-07	27221d-31049
Total Chlordane	NA	EPA 8270Cm		ng/dry g			01-Oct-07	17-Oct-07	27221d-31049
Total Detectable DDTs	NA	EPA 8270Cm	12.4	ng/dry g			01-Oct-07	17-Oct-07	27221d-31049
Toxaphene	NA	EPA 8270Cm	ND	ng/dry g	10	50	01-Oct-07	17-Oct-07	27221d-31049
trans-Nonachlor	NA	EPA 8270Cm	ND	ng/dry g	1	5	01-Oct-07	17-Oct-07	27221d-31049

MDL= Method Detection Limit (CFR 40 Part 136); RL= Reporting Limit; J= Estimated Value below the RL and above the MDL; ND= Not Detected; NA= Not Applicable; MI = Matrix Interference

California ELAP Certificate # 2261
57278 R1

CRG Marine Laboratories, Inc.

2020 Del Amo Blvd., Suite 200, Torrance, CA 90501-1206 (310) 533-5190 FAX (310) 533-5003 crglabs@sbcglobal.net

Chlorinated Pesticides

Client: *Weston Solutions*

CRG Project ID: *27221d*

CRG ID#: 57279	Sample: E-2	Location: BOTTOM	Date Sampled: 18-Sep-07 14:45
Replicate #: R1	Description: LADPW MDR		Date Received: 19-Sep-07
DILUTION FACTOR: 1	Matrix: Sediment		

CONSTITUENT	FRACTION	METHOD	RESULT	UNITS	MDL	RL	DATE PROCESSED	DATE ANALYZED	BATCH ID
(PCB030)	NA	EPA 8270Cm	74	% Recovery			01-Oct-07	17-Oct-07	27221d-31049
(PCB112)	NA	EPA 8270Cm	80	% Recovery			01-Oct-07	17-Oct-07	27221d-31049
(PCB198)	NA	EPA 8270Cm	83	% Recovery			01-Oct-07	17-Oct-07	27221d-31049
(TCMX)	NA	EPA 8270Cm	72	% Recovery			01-Oct-07	17-Oct-07	27221d-31049
2,4'-DDD	NA	EPA 8270Cm	10.8	ng/dry g	1	5	01-Oct-07	17-Oct-07	27221d-31049
2,4'-DDE	NA	EPA 8270Cm	J 3.2	ng/dry g	1	5	01-Oct-07	17-Oct-07	27221d-31049
2,4'-DDT	NA	EPA 8270Cm	ND	ng/dry g	1	5	01-Oct-07	17-Oct-07	27221d-31049
4,4'-DDD	NA	EPA 8270Cm	39.9	ng/dry g	1	5	01-Oct-07	17-Oct-07	27221d-31049
4,4'-DDE	NA	EPA 8270Cm	66.5	ng/dry g	1	5	01-Oct-07	17-Oct-07	27221d-31049
4,4'-DDT	NA	EPA 8270Cm	J 3.1	ng/dry g	1	5	01-Oct-07	17-Oct-07	27221d-31049
Aldrin	NA	EPA 8270Cm	ND	ng/dry g	1	5	01-Oct-07	17-Oct-07	27221d-31049
BHC-alpha	NA	EPA 8270Cm	ND	ng/dry g	1	5	01-Oct-07	17-Oct-07	27221d-31049
BHC-beta	NA	EPA 8270Cm	ND	ng/dry g	1	5	01-Oct-07	17-Oct-07	27221d-31049
BHC-delta	NA	EPA 8270Cm	ND	ng/dry g	1	5	01-Oct-07	17-Oct-07	27221d-31049
BHC-gamma	NA	EPA 8270Cm	ND	ng/dry g	1	5	01-Oct-07	17-Oct-07	27221d-31049
Chlordane-alpha	NA	EPA 8270Cm	ND	ng/dry g	1	5	01-Oct-07	17-Oct-07	27221d-31049
Chlordane-gamma	NA	EPA 8270Cm	ND	ng/dry g	1	5	01-Oct-07	17-Oct-07	27221d-31049
cis-Nonachlor	NA	EPA 8270Cm	ND	ng/dry g	1	5	01-Oct-07	17-Oct-07	27221d-31049
DCPA (Dacthal)	NA	EPA 8270Cm	ND	ng/dry g	5	10	01-Oct-07	17-Oct-07	27221d-31049
Dicofol	NA	EPA 8270Cm	34.8	ng/dry g	1	5	01-Oct-07	17-Oct-07	27221d-31049
Dieldrin	NA	EPA 8270Cm	ND	ng/dry g	1	5	01-Oct-07	17-Oct-07	27221d-31049
Endosulfan Sulfate	NA	EPA 8270Cm	ND	ng/dry g	1	5	01-Oct-07	17-Oct-07	27221d-31049
Endosulfan-I	NA	EPA 8270Cm	ND	ng/dry g	1	5	01-Oct-07	17-Oct-07	27221d-31049
Endosulfan-II	NA	EPA 8270Cm	ND	ng/dry g	1	5	01-Oct-07	17-Oct-07	27221d-31049
Endrin	NA	EPA 8270Cm	ND	ng/dry g	1	5	01-Oct-07	17-Oct-07	27221d-31049
Endrin Aldehyde	NA	EPA 8270Cm	ND	ng/dry g	1	5	01-Oct-07	17-Oct-07	27221d-31049

MDL= Method Detection Limit (CFR 40 Part 136); RL= Reporting Limit; J= Estimated Value below the RL and above the MDL; ND= Not Detected; NA= Not Applicable; MI = Matrix Interference

California ELAP Certificate # 2261
57279 R1

CRG Marine Laboratories, Inc.

2020 Del Amo Blvd., Suite 200, Torrance, CA 90501-1206 (310) 533-5190 FAX (310) 533-5003 crglabs@sbcglobal.net

Chlorinated Pesticides

Client: *Weston Solutions*

CRG Project ID: *27221d*

CRG ID#: 57279	Sample: E-2	Location: BOTTOM	Date Sampled: 18-Sep-07 14:45
Replicate #: R1	Description: LADPW MDR		Date Received: 19-Sep-07
DILUTION FACTOR: 1	Matrix: Sediment		

CONSTITUENT	FRACTION	METHOD	RESULT	UNITS	MDL	RL	DATE PROCESSED	DATE ANALYZED	BATCH ID
Endrin Ketone	NA	EPA 8270Cm	ND	ng/dry g	1	5	01-Oct-07	17-Oct-07	27221d-31049
Heptachlor	NA	EPA 8270Cm	ND	ng/dry g	1	5	01-Oct-07	17-Oct-07	27221d-31049
Heptachlor Epoxide	NA	EPA 8270Cm	ND	ng/dry g	1	5	01-Oct-07	17-Oct-07	27221d-31049
Methoxychlor	NA	EPA 8270Cm	ND	ng/dry g	1	5	01-Oct-07	17-Oct-07	27221d-31049
Mirex	NA	EPA 8270Cm	ND	ng/dry g	1	5	01-Oct-07	17-Oct-07	27221d-31049
Oxychlordan	NA	EPA 8270Cm	ND	ng/dry g	1	5	01-Oct-07	17-Oct-07	27221d-31049
Perthane	NA	EPA 8270Cm	ND	ng/dry g	5	10	01-Oct-07	17-Oct-07	27221d-31049
Total Chlordane	NA	EPA 8270Cm		ng/dry g			01-Oct-07	17-Oct-07	27221d-31049
Total Detectable DDTs	NA	EPA 8270Cm	123.5	ng/dry g			01-Oct-07	17-Oct-07	27221d-31049
Toxaphene	NA	EPA 8270Cm	ND	ng/dry g	10	50	01-Oct-07	17-Oct-07	27221d-31049
trans-Nonachlor	NA	EPA 8270Cm	ND	ng/dry g	1	5	01-Oct-07	17-Oct-07	27221d-31049

MDL= Method Detection Limit (CFR 40 Part 136); RL= Reporting Limit; J= Estimated Value below the RL and above the MDL; ND= Not Detected; NA= Not Applicable; MI = Matrix Interference

California ELAP Certificate # 2261
57279 R1

CRG Marine Laboratories, Inc.

2020 Del Amo Blvd., Suite 200, Torrance, CA 90501-1206 (310) 533-5190 FAX (310) 533-5003 crglabs@sbcglobal.net

Chlorinated Pesticides

Client: *Weston Solutions*

CRG Project ID: *27221d*

CRG ID#: 57280	Sample: MC-5	Location: BOTTOM	Date Sampled: 18-Sep-07 08:15
Replicate #: R1	Description: LADPW MDR		Date Received: 19-Sep-07
DILUTION FACTOR: 1	Matrix: Sediment		

CONSTITUENT	FRACTION	METHOD	RESULT	UNITS	MDL	RL	DATE PROCESSED	DATE ANALYZED	BATCH ID
(PCB030)	NA	EPA 8270Cm	61	% Recovery			01-Oct-07	17-Oct-07	27221d-31049
(PCB112)	NA	EPA 8270Cm	67	% Recovery			01-Oct-07	17-Oct-07	27221d-31049
(PCB198)	NA	EPA 8270Cm	80	% Recovery			01-Oct-07	17-Oct-07	27221d-31049
(TCMX)	NA	EPA 8270Cm	59	% Recovery			01-Oct-07	17-Oct-07	27221d-31049
2,4'-DDD	NA	EPA 8270Cm	J 2.3	ng/dry g	1	5	01-Oct-07	17-Oct-07	27221d-31049
2,4'-DDE	NA	EPA 8270Cm	7	ng/dry g	1	5	01-Oct-07	17-Oct-07	27221d-31049
2,4'-DDT	NA	EPA 8270Cm	ND	ng/dry g	1	5	01-Oct-07	17-Oct-07	27221d-31049
4,4'-DDD	NA	EPA 8270Cm	7.9	ng/dry g	1	5	01-Oct-07	17-Oct-07	27221d-31049
4,4'-DDE	NA	EPA 8270Cm	40.4	ng/dry g	1	5	01-Oct-07	17-Oct-07	27221d-31049
4,4'-DDT	NA	EPA 8270Cm	ND	ng/dry g	1	5	01-Oct-07	17-Oct-07	27221d-31049
Aldrin	NA	EPA 8270Cm	ND	ng/dry g	1	5	01-Oct-07	17-Oct-07	27221d-31049
BHC-alpha	NA	EPA 8270Cm	ND	ng/dry g	1	5	01-Oct-07	17-Oct-07	27221d-31049
BHC-beta	NA	EPA 8270Cm	ND	ng/dry g	1	5	01-Oct-07	17-Oct-07	27221d-31049
BHC-delta	NA	EPA 8270Cm	ND	ng/dry g	1	5	01-Oct-07	17-Oct-07	27221d-31049
BHC-gamma	NA	EPA 8270Cm	ND	ng/dry g	1	5	01-Oct-07	17-Oct-07	27221d-31049
Chlordane-alpha	NA	EPA 8270Cm	J 4.2	ng/dry g	1	5	01-Oct-07	17-Oct-07	27221d-31049
Chlordane-gamma	NA	EPA 8270Cm	8.1	ng/dry g	1	5	01-Oct-07	17-Oct-07	27221d-31049
cis-Nonachlor	NA	EPA 8270Cm	J 4.7	ng/dry g	1	5	01-Oct-07	17-Oct-07	27221d-31049
DCPA (Dacthal)	NA	EPA 8270Cm	ND	ng/dry g	5	10	01-Oct-07	17-Oct-07	27221d-31049
Dicofol	NA	EPA 8270Cm	15.1	ng/dry g	1	5	01-Oct-07	17-Oct-07	27221d-31049
Dieldrin	NA	EPA 8270Cm	ND	ng/dry g	1	5	01-Oct-07	17-Oct-07	27221d-31049
Endosulfan Sulfate	NA	EPA 8270Cm	ND	ng/dry g	1	5	01-Oct-07	17-Oct-07	27221d-31049
Endosulfan-I	NA	EPA 8270Cm	ND	ng/dry g	1	5	01-Oct-07	17-Oct-07	27221d-31049
Endosulfan-II	NA	EPA 8270Cm	ND	ng/dry g	1	5	01-Oct-07	17-Oct-07	27221d-31049
Endrin	NA	EPA 8270Cm	ND	ng/dry g	1	5	01-Oct-07	17-Oct-07	27221d-31049
Endrin Aldehyde	NA	EPA 8270Cm	ND	ng/dry g	1	5	01-Oct-07	17-Oct-07	27221d-31049

MDL= Method Detection Limit (CFR 40 Part 136); RL= Reporting Limit; J= Estimated Value below the RL and above the MDL; ND= Not Detected; NA= Not Applicable; MI = Matrix Interference

California ELAP Certificate # 2261
57280 R1

CRG Marine Laboratories, Inc.

2020 Del Amo Blvd., Suite 200, Torrance, CA 90501-1206 (310) 533-5190 FAX (310) 533-5003 crglabs@sbcglobal.net

Chlorinated Pesticides

Client: *Weston Solutions*

CRG Project ID: *27221d*

CRG ID#: 57280	Sample: MC-5	BOTTOM	Date Sampled: 18-Sep-07 08:15
Replicate #: R1	Description: LADPW MDR		Date Received: 19-Sep-07
DILUTION FACTOR: 1	Matrix: Sediment		

CONSTITUENT	FRACTION	METHOD	RESULT	UNITS	MDL	RL	DATE PROCESSED	DATE ANALYZED	BATCH ID
Endrin Ketone	NA	EPA 8270Cm	ND	ng/dry g	1	5	01-Oct-07	17-Oct-07	27221d-31049
Heptachlor	NA	EPA 8270Cm	ND	ng/dry g	1	5	01-Oct-07	17-Oct-07	27221d-31049
Heptachlor Epoxide	NA	EPA 8270Cm	ND	ng/dry g	1	5	01-Oct-07	17-Oct-07	27221d-31049
Methoxychlor	NA	EPA 8270Cm	ND	ng/dry g	1	5	01-Oct-07	17-Oct-07	27221d-31049
Mirex	NA	EPA 8270Cm	ND	ng/dry g	1	5	01-Oct-07	17-Oct-07	27221d-31049
Oxychlordan	NA	EPA 8270Cm	ND	ng/dry g	1	5	01-Oct-07	17-Oct-07	27221d-31049
Perthane	NA	EPA 8270Cm	ND	ng/dry g	5	10	01-Oct-07	17-Oct-07	27221d-31049
Total Chlordane	NA	EPA 8270Cm	20.7	ng/dry g			01-Oct-07	17-Oct-07	27221d-31049
Total Detectable DDTs	NA	EPA 8270Cm	57.6	ng/dry g			01-Oct-07	17-Oct-07	27221d-31049
Toxaphene	NA	EPA 8270Cm	ND	ng/dry g	10	50	01-Oct-07	17-Oct-07	27221d-31049
trans-Nonachlor	NA	EPA 8270Cm	J 3.7	ng/dry g	1	5	01-Oct-07	17-Oct-07	27221d-31049

MDL= Method Detection Limit (CFR 40 Part 136); RL= Reporting Limit; J= Estimated Value below the RL and above the MDL; ND= Not Detected; NA= Not Applicable; MI = Matrix Interference

California ELAP Certificate # 2261
57280 R1

CRG Marine Laboratories, Inc.

2020 Del Amo Blvd., Suite 200, Torrance, CA 90501-1206 (310) 533-5190 FAX (310) 533-5003 crglabs@sbcglobal.net

Chlorinated Pesticides

Client: *Weston Solutions*

CRG Project ID: *27221d*

CRG ID#: 57281

Sample: MC-2 TOP

Date Sampled: 17-Sep-07 17:00

Replicate #: R1

Description: LADPW MDR

Date Received: 19-Sep-07

DILUTION FACTOR: 1

Matrix: Sediment

CONSTITUENT	FRACTION	METHOD	RESULT	UNITS	MDL	RL	DATE PROCESSED	DATE ANALYZED	BATCH ID
(PCB030)	NA	EPA 8270Cm	68	% Recovery			01-Oct-07	17-Oct-07	27221d-31049
(PCB112)	NA	EPA 8270Cm	76	% Recovery			01-Oct-07	17-Oct-07	27221d-31049
(PCB198)	NA	EPA 8270Cm	85	% Recovery			01-Oct-07	17-Oct-07	27221d-31049
(TCMX)	NA	EPA 8270Cm	66	% Recovery			01-Oct-07	17-Oct-07	27221d-31049
2,4'-DDD	NA	EPA 8270Cm	J 2.7	ng/dry g	1	5	01-Oct-07	17-Oct-07	27221d-31049
2,4'-DDE	NA	EPA 8270Cm	J 1.7	ng/dry g	1	5	01-Oct-07	17-Oct-07	27221d-31049
2,4'-DDT	NA	EPA 8270Cm	ND	ng/dry g	1	5	01-Oct-07	17-Oct-07	27221d-31049
4,4'-DDD	NA	EPA 8270Cm	8.6	ng/dry g	1	5	01-Oct-07	17-Oct-07	27221d-31049
4,4'-DDE	NA	EPA 8270Cm	22.7	ng/dry g	1	5	01-Oct-07	17-Oct-07	27221d-31049
4,4'-DDT	NA	EPA 8270Cm	ND	ng/dry g	1	5	01-Oct-07	17-Oct-07	27221d-31049
Aldrin	NA	EPA 8270Cm	ND	ng/dry g	1	5	01-Oct-07	17-Oct-07	27221d-31049
BHC-alpha	NA	EPA 8270Cm	ND	ng/dry g	1	5	01-Oct-07	17-Oct-07	27221d-31049
BHC-beta	NA	EPA 8270Cm	ND	ng/dry g	1	5	01-Oct-07	17-Oct-07	27221d-31049
BHC-delta	NA	EPA 8270Cm	ND	ng/dry g	1	5	01-Oct-07	17-Oct-07	27221d-31049
BHC-gamma	NA	EPA 8270Cm	ND	ng/dry g	1	5	01-Oct-07	17-Oct-07	27221d-31049
Chlordane-alpha	NA	EPA 8270Cm	J 1.2	ng/dry g	1	5	01-Oct-07	17-Oct-07	27221d-31049
Chlordane-gamma	NA	EPA 8270Cm	J 1.6	ng/dry g	1	5	01-Oct-07	17-Oct-07	27221d-31049
cis-Nonachlor	NA	EPA 8270Cm	J 1.3	ng/dry g	1	5	01-Oct-07	17-Oct-07	27221d-31049
DCPA (Dacthal)	NA	EPA 8270Cm	ND	ng/dry g	5	10	01-Oct-07	17-Oct-07	27221d-31049
Dicofol	NA	EPA 8270Cm	5.3	ng/dry g	1	5	01-Oct-07	17-Oct-07	27221d-31049
Dieldrin	NA	EPA 8270Cm	ND	ng/dry g	1	5	01-Oct-07	17-Oct-07	27221d-31049
Endosulfan Sulfate	NA	EPA 8270Cm	ND	ng/dry g	1	5	01-Oct-07	17-Oct-07	27221d-31049
Endosulfan-I	NA	EPA 8270Cm	ND	ng/dry g	1	5	01-Oct-07	17-Oct-07	27221d-31049
Endosulfan-II	NA	EPA 8270Cm	ND	ng/dry g	1	5	01-Oct-07	17-Oct-07	27221d-31049
Endrin	NA	EPA 8270Cm	ND	ng/dry g	1	5	01-Oct-07	17-Oct-07	27221d-31049
Endrin Aldehyde	NA	EPA 8270Cm	ND	ng/dry g	1	5	01-Oct-07	17-Oct-07	27221d-31049

MDL= Method Detection Limit (CFR 40 Part 136); RL= Reporting Limit; J= Estimated Value below the RL and above the MDL; ND= Not Detected; NA= Not Applicable; MI = Matrix Interference

**California ELAP Certificate # 2261
57281 R1**

CRG Marine Laboratories, Inc.

2020 Del Amo Blvd., Suite 200, Torrance, CA 90501-1206 (310) 533-5190 FAX (310) 533-5003 crglabs@sbcglobal.net

Chlorinated Pesticides

Client: *Weston Solutions*

CRG Project ID: *27221d*

CRG ID#: 57281	Sample: MC-2	TOP	Date Sampled: 17-Sep-07 17:00
Replicate #: R1	Description: LADPW MDR		Date Received: 19-Sep-07
DILUTION FACTOR: 1	Matrix: Sediment		

CONSTITUENT	FRACTION	METHOD	RESULT	UNITS	MDL	RL	DATE PROCESSED	DATE ANALYZED	BATCH ID
Endrin Ketone	NA	EPA 8270Cm	ND	ng/dry g	1	5	01-Oct-07	17-Oct-07	27221d-31049
Heptachlor	NA	EPA 8270Cm	ND	ng/dry g	1	5	01-Oct-07	17-Oct-07	27221d-31049
Heptachlor Epoxide	NA	EPA 8270Cm	ND	ng/dry g	1	5	01-Oct-07	17-Oct-07	27221d-31049
Methoxychlor	NA	EPA 8270Cm	ND	ng/dry g	1	5	01-Oct-07	17-Oct-07	27221d-31049
Mirex	NA	EPA 8270Cm	ND	ng/dry g	1	5	01-Oct-07	17-Oct-07	27221d-31049
Oxychlordan	NA	EPA 8270Cm	ND	ng/dry g	1	5	01-Oct-07	17-Oct-07	27221d-31049
Perthane	NA	EPA 8270Cm	ND	ng/dry g	5	10	01-Oct-07	17-Oct-07	27221d-31049
Total Chlordane	NA	EPA 8270Cm	5.1	ng/dry g			01-Oct-07	17-Oct-07	27221d-31049
Total Detectable DDTs	NA	EPA 8270Cm	35.7	ng/dry g			01-Oct-07	17-Oct-07	27221d-31049
Toxaphene	NA	EPA 8270Cm	ND	ng/dry g	10	50	01-Oct-07	17-Oct-07	27221d-31049
trans-Nonachlor	NA	EPA 8270Cm	J 1	ng/dry g	1	5	01-Oct-07	17-Oct-07	27221d-31049

MDL= Method Detection Limit (CFR 40 Part 136); RL= Reporting Limit; J= Estimated Value below the RL and above the MDL; ND= Not Detected; NA= Not Applicable; MI = Matrix Interference

California ELAP Certificate # 2261
57281 R1

CRG Marine Laboratories, Inc.

2020 Del Amo Blvd., Suite 200, Torrance, CA 90501-1206 (310) 533-5190 FAX (310) 533-5003 crglabs@sbcglobal.net

Chlorinated Pesticides

Client: *Weston Solutions*

CRG Project ID: *27221d*

CRG ID#: 57282

Sample: MC-4 TOP

Date Sampled: 17-Sep-07 15:30

Replicate #: R1

Description: LADPW MDR

Date Received: 19-Sep-07

DILUTION FACTOR: 1

Matrix: Sediment

CONSTITUENT	FRACTION	METHOD	RESULT	UNITS	MDL	RL	DATE PROCESSED	DATE ANALYZED	BATCH ID
(PCB030)	NA	EPA 8270Cm	62	% Recovery			01-Oct-07	17-Oct-07	27221d-31049
(PCB112)	NA	EPA 8270Cm	69	% Recovery			01-Oct-07	17-Oct-07	27221d-31049
(PCB198)	NA	EPA 8270Cm	76	% Recovery			01-Oct-07	17-Oct-07	27221d-31049
(TCMX)	NA	EPA 8270Cm	58	% Recovery			01-Oct-07	17-Oct-07	27221d-31049
2,4'-DDD	NA	EPA 8270Cm	J 1.5	ng/dry g	1	5	01-Oct-07	17-Oct-07	27221d-31049
2,4'-DDE	NA	EPA 8270Cm	J 1	ng/dry g	1	5	01-Oct-07	17-Oct-07	27221d-31049
2,4'-DDT	NA	EPA 8270Cm	ND	ng/dry g	1	5	01-Oct-07	17-Oct-07	27221d-31049
4,4'-DDD	NA	EPA 8270Cm	J 4.6	ng/dry g	1	5	01-Oct-07	17-Oct-07	27221d-31049
4,4'-DDE	NA	EPA 8270Cm	12.1	ng/dry g	1	5	01-Oct-07	17-Oct-07	27221d-31049
4,4'-DDT	NA	EPA 8270Cm	ND	ng/dry g	1	5	01-Oct-07	17-Oct-07	27221d-31049
Aldrin	NA	EPA 8270Cm	ND	ng/dry g	1	5	01-Oct-07	17-Oct-07	27221d-31049
BHC-alpha	NA	EPA 8270Cm	ND	ng/dry g	1	5	01-Oct-07	17-Oct-07	27221d-31049
BHC-beta	NA	EPA 8270Cm	ND	ng/dry g	1	5	01-Oct-07	17-Oct-07	27221d-31049
BHC-delta	NA	EPA 8270Cm	ND	ng/dry g	1	5	01-Oct-07	17-Oct-07	27221d-31049
BHC-gamma	NA	EPA 8270Cm	ND	ng/dry g	1	5	01-Oct-07	17-Oct-07	27221d-31049
Chlordane-alpha	NA	EPA 8270Cm	J 1	ng/dry g	1	5	01-Oct-07	17-Oct-07	27221d-31049
Chlordane-gamma	NA	EPA 8270Cm	J 1.3	ng/dry g	1	5	01-Oct-07	17-Oct-07	27221d-31049
cis-Nonachlor	NA	EPA 8270Cm	ND	ng/dry g	1	5	01-Oct-07	17-Oct-07	27221d-31049
DCPA (Dacthal)	NA	EPA 8270Cm	ND	ng/dry g	5	10	01-Oct-07	17-Oct-07	27221d-31049
Dicofol	NA	EPA 8270Cm	5.4	ng/dry g	1	5	01-Oct-07	17-Oct-07	27221d-31049
Dieldrin	NA	EPA 8270Cm	ND	ng/dry g	1	5	01-Oct-07	17-Oct-07	27221d-31049
Endosulfan Sulfate	NA	EPA 8270Cm	ND	ng/dry g	1	5	01-Oct-07	17-Oct-07	27221d-31049
Endosulfan-I	NA	EPA 8270Cm	ND	ng/dry g	1	5	01-Oct-07	17-Oct-07	27221d-31049
Endosulfan-II	NA	EPA 8270Cm	ND	ng/dry g	1	5	01-Oct-07	17-Oct-07	27221d-31049
Endrin	NA	EPA 8270Cm	ND	ng/dry g	1	5	01-Oct-07	17-Oct-07	27221d-31049
Endrin Aldehyde	NA	EPA 8270Cm	ND	ng/dry g	1	5	01-Oct-07	17-Oct-07	27221d-31049

MDL= Method Detection Limit (CFR 40 Part 136); RL= Reporting Limit; J= Estimated Value below the RL and above the MDL; ND= Not Detected; NA= Not Applicable; MI = Matrix Interference

**California ELAP Certificate # 2261
57282 R1**

CRG Marine Laboratories, Inc.

2020 Del Amo Blvd., Suite 200, Torrance, CA 90501-1206 (310) 533-5190 FAX (310) 533-5003 crglabs@sbcglobal.net

Chlorinated Pesticides

Client: *Weston Solutions*

CRG Project ID: *27221d*

CRG ID#: 57282

Sample: MC-4 TOP

Date Sampled: 17-Sep-07 15:30

Replicate #: R1

Description: LADPW MDR

Date Received: 19-Sep-07

DILUTION FACTOR: 1

Matrix: Sediment

CONSTITUENT	FRACTION	METHOD	RESULT	UNITS	MDL	RL	DATE PROCESSED	DATE ANALYZED	BATCH ID
Endrin Ketone	NA	EPA 8270Cm	ND	ng/dry g	1	5	01-Oct-07	17-Oct-07	27221d-31049
Heptachlor	NA	EPA 8270Cm	ND	ng/dry g	1	5	01-Oct-07	17-Oct-07	27221d-31049
Heptachlor Epoxide	NA	EPA 8270Cm	ND	ng/dry g	1	5	01-Oct-07	17-Oct-07	27221d-31049
Methoxychlor	NA	EPA 8270Cm	ND	ng/dry g	1	5	01-Oct-07	17-Oct-07	27221d-31049
Mirex	NA	EPA 8270Cm	ND	ng/dry g	1	5	01-Oct-07	17-Oct-07	27221d-31049
Oxychlorane	NA	EPA 8270Cm	ND	ng/dry g	1	5	01-Oct-07	17-Oct-07	27221d-31049
Perthane	NA	EPA 8270Cm	ND	ng/dry g	5	10	01-Oct-07	17-Oct-07	27221d-31049
Total Chlordane	NA	EPA 8270Cm	2.3	ng/dry g			01-Oct-07	17-Oct-07	27221d-31049
Total Detectable DDTs	NA	EPA 8270Cm	19.2	ng/dry g			01-Oct-07	17-Oct-07	27221d-31049
Toxaphene	NA	EPA 8270Cm	ND	ng/dry g	10	50	01-Oct-07	17-Oct-07	27221d-31049
trans-Nonachlor	NA	EPA 8270Cm	ND	ng/dry g	1	5	01-Oct-07	17-Oct-07	27221d-31049

MDL= Method Detection Limit (CFR 40 Part 136); RL= Reporting Limit; J= Estimated Value below the RL and above the MDL; ND= Not Detected; NA= Not Applicable; MI = Matrix Interference

California ELAP Certificate # 2261
57282 R1

CRG Marine Laboratories, Inc.

2020 Del Amo Blvd., Suite 200, Torrance, CA 90501-1206 (310) 533-5190 FAX (310) 533-5003 crglabs@sbcglobal.net

Chlorinated Pesticides

Client: *Weston Solutions*

CRG Project ID: *27221d*

CRG ID#: 57283	Sample: MC-5	TOP	Date Sampled: 18-Sep-07 08:15
Replicate #: R1	Description: LADPW MDR		Date Received: 19-Sep-07
DILUTION FACTOR: 1	Matrix: Sediment		

CONSTITUENT	FRACTION	METHOD	RESULT	UNITS	MDL	RL	DATE PROCESSED	DATE ANALYZED	BATCH ID
(PCB030)	NA	EPA 8270Cm	57	% Recovery			01-Oct-07	17-Oct-07	27221d-31049
(PCB112)	NA	EPA 8270Cm	67	% Recovery			01-Oct-07	17-Oct-07	27221d-31049
(PCB198)	NA	EPA 8270Cm	84	% Recovery			01-Oct-07	17-Oct-07	27221d-31049
(TCMX)	NA	EPA 8270Cm	55	% Recovery			01-Oct-07	17-Oct-07	27221d-31049
2,4'-DDD	NA	EPA 8270Cm	J 3.9	ng/dry g	1	5	01-Oct-07	17-Oct-07	27221d-31049
2,4'-DDE	NA	EPA 8270Cm	J 3.9	ng/dry g	1	5	01-Oct-07	17-Oct-07	27221d-31049
2,4'-DDT	NA	EPA 8270Cm	ND	ng/dry g	1	5	01-Oct-07	17-Oct-07	27221d-31049
4,4'-DDD	NA	EPA 8270Cm	10.8	ng/dry g	1	5	01-Oct-07	17-Oct-07	27221d-31049
4,4'-DDE	NA	EPA 8270Cm	41	ng/dry g	1	5	01-Oct-07	17-Oct-07	27221d-31049
4,4'-DDT	NA	EPA 8270Cm	ND	ng/dry g	1	5	01-Oct-07	17-Oct-07	27221d-31049
Aldrin	NA	EPA 8270Cm	ND	ng/dry g	1	5	01-Oct-07	17-Oct-07	27221d-31049
BHC-alpha	NA	EPA 8270Cm	ND	ng/dry g	1	5	01-Oct-07	17-Oct-07	27221d-31049
BHC-beta	NA	EPA 8270Cm	ND	ng/dry g	1	5	01-Oct-07	17-Oct-07	27221d-31049
BHC-delta	NA	EPA 8270Cm	ND	ng/dry g	1	5	01-Oct-07	17-Oct-07	27221d-31049
BHC-gamma	NA	EPA 8270Cm	ND	ng/dry g	1	5	01-Oct-07	17-Oct-07	27221d-31049
Chlordane-alpha	NA	EPA 8270Cm	8.9	ng/dry g	1	5	01-Oct-07	17-Oct-07	27221d-31049
Chlordane-gamma	NA	EPA 8270Cm	13.1	ng/dry g	1	5	01-Oct-07	17-Oct-07	27221d-31049
cis-Nonachlor	NA	EPA 8270Cm	7.6	ng/dry g	1	5	01-Oct-07	17-Oct-07	27221d-31049
DCPA (Dacthal)	NA	EPA 8270Cm	ND	ng/dry g	5	10	01-Oct-07	17-Oct-07	27221d-31049
Dicofol	NA	EPA 8270Cm	ND	ng/dry g	1	5	01-Oct-07	17-Oct-07	27221d-31049
Dieldrin	NA	EPA 8270Cm	ND	ng/dry g	1	5	01-Oct-07	17-Oct-07	27221d-31049
Endosulfan Sulfate	NA	EPA 8270Cm	ND	ng/dry g	1	5	01-Oct-07	17-Oct-07	27221d-31049
Endosulfan-I	NA	EPA 8270Cm	ND	ng/dry g	1	5	01-Oct-07	17-Oct-07	27221d-31049
Endosulfan-II	NA	EPA 8270Cm	ND	ng/dry g	1	5	01-Oct-07	17-Oct-07	27221d-31049
Endrin	NA	EPA 8270Cm	ND	ng/dry g	1	5	01-Oct-07	17-Oct-07	27221d-31049
Endrin Aldehyde	NA	EPA 8270Cm	ND	ng/dry g	1	5	01-Oct-07	17-Oct-07	27221d-31049

MDL= Method Detection Limit (CFR 40 Part 136); RL= Reporting Limit; J= Estimated Value below the RL and above the MDL; ND= Not Detected; NA= Not Applicable; MI = Matrix Interference

California ELAP Certificate # 2261
57283 R1

CRG Marine Laboratories, Inc.

2020 Del Amo Blvd., Suite 200, Torrance, CA 90501-1206 (310) 533-5190 FAX (310) 533-5003 crglabs@sbcglobal.net

Chlorinated Pesticides

Client: *Weston Solutions*

CRG Project ID: *27221d*

CRG ID#: 57283	Sample: MC-5	TOP	Date Sampled: 18-Sep-07 08:15
Replicate #: R1	Description: LADPW MDR		Date Received: 19-Sep-07
DILUTION FACTOR: 1	Matrix: Sediment		

CONSTITUENT	FRACTION	METHOD	RESULT	UNITS	MDL	RL	DATE PROCESSED	DATE ANALYZED	BATCH ID
Endrin Ketone	NA	EPA 8270Cm	ND	ng/dry g	1	5	01-Oct-07	17-Oct-07	27221d-31049
Heptachlor	NA	EPA 8270Cm	ND	ng/dry g	1	5	01-Oct-07	17-Oct-07	27221d-31049
Heptachlor Epoxide	NA	EPA 8270Cm	ND	ng/dry g	1	5	01-Oct-07	17-Oct-07	27221d-31049
Methoxychlor	NA	EPA 8270Cm	ND	ng/dry g	1	5	01-Oct-07	17-Oct-07	27221d-31049
Mirex	NA	EPA 8270Cm	ND	ng/dry g	1	5	01-Oct-07	17-Oct-07	27221d-31049
Oxychlordan	NA	EPA 8270Cm	ND	ng/dry g	1	5	01-Oct-07	17-Oct-07	27221d-31049
Perthane	NA	EPA 8270Cm	ND	ng/dry g	5	10	01-Oct-07	17-Oct-07	27221d-31049
Total Chlordane	NA	EPA 8270Cm	38.1	ng/dry g			01-Oct-07	17-Oct-07	27221d-31049
Total Detectable DDTs	NA	EPA 8270Cm	59.6	ng/dry g			01-Oct-07	17-Oct-07	27221d-31049
Toxaphene	NA	EPA 8270Cm	ND	ng/dry g	10	50	01-Oct-07	17-Oct-07	27221d-31049
trans-Nonachlor	NA	EPA 8270Cm	8.5	ng/dry g	1	5	01-Oct-07	17-Oct-07	27221d-31049

MDL= Method Detection Limit (CFR 40 Part 136); RL= Reporting Limit; J= Estimated Value below the RL and above the MDL; ND= Not Detected; NA= Not Applicable; MI = Matrix Interference

California ELAP Certificate # 2261
57283 R1

CRG Marine Laboratories, Inc.

2020 Del Amo Blvd., Suite 200, Torrance, CA 90501-1206 (310) 533-5190 FAX (310) 533-5003 crglabs@sbcglobal.net

Chlorinated Pesticides

Client: *Weston Solutions*

CRG Project ID: *27221d*

CRG ID#: 57284	Sample: MC-4	BOTTOM	Date Sampled: 17-Sep-07 05:30
Replicate #: R1	Description: LADPW MDR		Date Received: 19-Sep-07
DILUTION FACTOR: 1	Matrix: Sediment		

CONSTITUENT	FRACTION	METHOD	RESULT	UNITS	MDL	RL	DATE PROCESSED	DATE ANALYZED	BATCH ID
(PCB030)	NA	EPA 8270Cm	59	% Recovery			01-Oct-07	17-Oct-07	27221d-31049
(PCB112)	NA	EPA 8270Cm	70	% Recovery			01-Oct-07	17-Oct-07	27221d-31049
(PCB198)	NA	EPA 8270Cm	77	% Recovery			01-Oct-07	17-Oct-07	27221d-31049
(TCMX)	NA	EPA 8270Cm	55	% Recovery			01-Oct-07	17-Oct-07	27221d-31049
2,4'-DDD	NA	EPA 8270Cm	ND	ng/dry g	1	5	01-Oct-07	17-Oct-07	27221d-31049
2,4'-DDE	NA	EPA 8270Cm	ND	ng/dry g	1	5	01-Oct-07	17-Oct-07	27221d-31049
2,4'-DDT	NA	EPA 8270Cm	ND	ng/dry g	1	5	01-Oct-07	17-Oct-07	27221d-31049
4,4'-DDD	NA	EPA 8270Cm	J 1.4	ng/dry g	1	5	01-Oct-07	17-Oct-07	27221d-31049
4,4'-DDE	NA	EPA 8270Cm	J 2.1	ng/dry g	1	5	01-Oct-07	17-Oct-07	27221d-31049
4,4'-DDT	NA	EPA 8270Cm	J 1.6	ng/dry g	1	5	01-Oct-07	17-Oct-07	27221d-31049
Aldrin	NA	EPA 8270Cm	ND	ng/dry g	1	5	01-Oct-07	17-Oct-07	27221d-31049
BHC-alpha	NA	EPA 8270Cm	ND	ng/dry g	1	5	01-Oct-07	17-Oct-07	27221d-31049
BHC-beta	NA	EPA 8270Cm	ND	ng/dry g	1	5	01-Oct-07	17-Oct-07	27221d-31049
BHC-delta	NA	EPA 8270Cm	ND	ng/dry g	1	5	01-Oct-07	17-Oct-07	27221d-31049
BHC-gamma	NA	EPA 8270Cm	ND	ng/dry g	1	5	01-Oct-07	17-Oct-07	27221d-31049
Chlordane-alpha	NA	EPA 8270Cm	ND	ng/dry g	1	5	01-Oct-07	17-Oct-07	27221d-31049
Chlordane-gamma	NA	EPA 8270Cm	ND	ng/dry g	1	5	01-Oct-07	17-Oct-07	27221d-31049
cis-Nonachlor	NA	EPA 8270Cm	ND	ng/dry g	1	5	01-Oct-07	17-Oct-07	27221d-31049
DCPA (Dacthal)	NA	EPA 8270Cm	ND	ng/dry g	5	10	01-Oct-07	17-Oct-07	27221d-31049
Dicofol	NA	EPA 8270Cm	J 2.6	ng/dry g	1	5	01-Oct-07	17-Oct-07	27221d-31049
Dieldrin	NA	EPA 8270Cm	ND	ng/dry g	1	5	01-Oct-07	17-Oct-07	27221d-31049
Endosulfan Sulfate	NA	EPA 8270Cm	ND	ng/dry g	1	5	01-Oct-07	17-Oct-07	27221d-31049
Endosulfan-I	NA	EPA 8270Cm	ND	ng/dry g	1	5	01-Oct-07	17-Oct-07	27221d-31049
Endosulfan-II	NA	EPA 8270Cm	ND	ng/dry g	1	5	01-Oct-07	17-Oct-07	27221d-31049
Endrin	NA	EPA 8270Cm	ND	ng/dry g	1	5	01-Oct-07	17-Oct-07	27221d-31049
Endrin Aldehyde	NA	EPA 8270Cm	ND	ng/dry g	1	5	01-Oct-07	17-Oct-07	27221d-31049

MDL= Method Detection Limit (CFR 40 Part 136); RL= Reporting Limit; J= Estimated Value below the RL and above the MDL; ND= Not Detected; NA= Not Applicable; MI = Matrix Interference

California ELAP Certificate # 2261
57284 R1

CRG Marine Laboratories, Inc.

2020 Del Amo Blvd., Suite 200, Torrance, CA 90501-1206 (310) 533-5190 FAX (310) 533-5003 crglabs@sbcglobal.net

Chlorinated Pesticides

Client: *Weston Solutions*

CRG Project ID: *27221d*

CRG ID#: 57284	Sample: MC-4	Location: BOTTOM	Date Sampled: 17-Sep-07 05:30
Replicate #: R1	Description: LADPW MDR		Date Received: 19-Sep-07
DILUTION FACTOR: 1	Matrix: Sediment		

CONSTITUENT	FRACTION	METHOD	RESULT	UNITS	MDL	RL	DATE PROCESSED	DATE ANALYZED	BATCH ID
Endrin Ketone	NA	EPA 8270Cm	ND	ng/dry g	1	5	01-Oct-07	17-Oct-07	27221d-31049
Heptachlor	NA	EPA 8270Cm	ND	ng/dry g	1	5	01-Oct-07	17-Oct-07	27221d-31049
Heptachlor Epoxide	NA	EPA 8270Cm	ND	ng/dry g	1	5	01-Oct-07	17-Oct-07	27221d-31049
Methoxychlor	NA	EPA 8270Cm	ND	ng/dry g	1	5	01-Oct-07	17-Oct-07	27221d-31049
Mirex	NA	EPA 8270Cm	ND	ng/dry g	1	5	01-Oct-07	17-Oct-07	27221d-31049
Oxychlordan	NA	EPA 8270Cm	ND	ng/dry g	1	5	01-Oct-07	17-Oct-07	27221d-31049
Perthane	NA	EPA 8270Cm	ND	ng/dry g	5	10	01-Oct-07	17-Oct-07	27221d-31049
Total Chlordane	NA	EPA 8270Cm		ng/dry g			01-Oct-07	17-Oct-07	27221d-31049
Total Detectable DDTs	NA	EPA 8270Cm	5.1	ng/dry g			01-Oct-07	17-Oct-07	27221d-31049
Toxaphene	NA	EPA 8270Cm	ND	ng/dry g	10	50	01-Oct-07	17-Oct-07	27221d-31049
trans-Nonachlor	NA	EPA 8270Cm	ND	ng/dry g	1	5	01-Oct-07	17-Oct-07	27221d-31049

MDL= Method Detection Limit (CFR 40 Part 136); RL= Reporting Limit; J= Estimated Value below the RL and above the MDL; ND= Not Detected; NA= Not Applicable; MI = Matrix Interference

California ELAP Certificate # 2261
57284 R1

CRG Marine Laboratories, Inc.

2020 Del Amo Blvd., Suite 200, Torrance, CA 90501-1206 (310) 533-5190 FAX (310) 533-5003 crglabs@sbcglobal.net

Chlorinated Pesticides

Client: *Weston Solutions*

CRG Project ID: *27221d*

CRG ID#: 57285	Sample: F-1	BOTTOM	Date Sampled: 18-Sep-07 11:20
Replicate #: R1	Description: LADPW MDR		Date Received: 19-Sep-07
DILUTION FACTOR: 1	Matrix: Sediment		

CONSTITUENT	FRACTION	METHOD	RESULT	UNITS	MDL	RL	DATE PROCESSED	DATE ANALYZED	BATCH ID
(PCB030)	NA	EPA 8270Cm	65	% Recovery			01-Oct-07	17-Oct-07	27221d-31049
(PCB112)	NA	EPA 8270Cm	78	% Recovery			01-Oct-07	17-Oct-07	27221d-31049
(PCB198)	NA	EPA 8270Cm	82	% Recovery			01-Oct-07	17-Oct-07	27221d-31049
(TCMX)	NA	EPA 8270Cm	63	% Recovery			01-Oct-07	17-Oct-07	27221d-31049
2,4'-DDD	NA	EPA 8270Cm	84.8	ng/dry g	1	5	01-Oct-07	17-Oct-07	27221d-31049
2,4'-DDE	NA	EPA 8270Cm	8.1	ng/dry g	1	5	01-Oct-07	17-Oct-07	27221d-31049
2,4'-DDT	NA	EPA 8270Cm	ND	ng/dry g	1	5	01-Oct-07	17-Oct-07	27221d-31049
4,4'-DDD	NA	EPA 8270Cm	330.7	ng/dry g	1	5	01-Oct-07	17-Oct-07	27221d-31049
4,4'-DDE	NA	EPA 8270Cm	234.5	ng/dry g	1	5	01-Oct-07	17-Oct-07	27221d-31049
4,4'-DDT	NA	EPA 8270Cm	11.2	ng/dry g	1	5	01-Oct-07	17-Oct-07	27221d-31049
Aldrin	NA	EPA 8270Cm	ND	ng/dry g	1	5	01-Oct-07	17-Oct-07	27221d-31049
BHC-alpha	NA	EPA 8270Cm	ND	ng/dry g	1	5	01-Oct-07	17-Oct-07	27221d-31049
BHC-beta	NA	EPA 8270Cm	ND	ng/dry g	1	5	01-Oct-07	17-Oct-07	27221d-31049
BHC-delta	NA	EPA 8270Cm	ND	ng/dry g	1	5	01-Oct-07	17-Oct-07	27221d-31049
BHC-gamma	NA	EPA 8270Cm	ND	ng/dry g	1	5	01-Oct-07	17-Oct-07	27221d-31049
Chlordane-alpha	NA	EPA 8270Cm	ND	ng/dry g	1	5	01-Oct-07	17-Oct-07	27221d-31049
Chlordane-gamma	NA	EPA 8270Cm	ND	ng/dry g	1	5	01-Oct-07	17-Oct-07	27221d-31049
cis-Nonachlor	NA	EPA 8270Cm	ND	ng/dry g	1	5	01-Oct-07	17-Oct-07	27221d-31049
DCPA (Dacthal)	NA	EPA 8270Cm	ND	ng/dry g	5	10	01-Oct-07	17-Oct-07	27221d-31049
Dicofol	NA	EPA 8270Cm	54.1	ng/dry g	1	5	01-Oct-07	17-Oct-07	27221d-31049
Dieldrin	NA	EPA 8270Cm	ND	ng/dry g	1	5	01-Oct-07	17-Oct-07	27221d-31049
Endosulfan Sulfate	NA	EPA 8270Cm	ND	ng/dry g	1	5	01-Oct-07	17-Oct-07	27221d-31049
Endosulfan-I	NA	EPA 8270Cm	ND	ng/dry g	1	5	01-Oct-07	17-Oct-07	27221d-31049
Endosulfan-II	NA	EPA 8270Cm	ND	ng/dry g	1	5	01-Oct-07	17-Oct-07	27221d-31049
Endrin	NA	EPA 8270Cm	ND	ng/dry g	1	5	01-Oct-07	17-Oct-07	27221d-31049
Endrin Aldehyde	NA	EPA 8270Cm	ND	ng/dry g	1	5	01-Oct-07	17-Oct-07	27221d-31049

MDL= Method Detection Limit (CFR 40 Part 136); RL= Reporting Limit; J= Estimated Value below the RL and above the MDL; ND= Not Detected; NA= Not Applicable; MI = Matrix Interference

California ELAP Certificate # 2261
57285 R1

CRG Marine Laboratories, Inc.

2020 Del Amo Blvd., Suite 200, Torrance, CA 90501-1206 (310) 533-5190 FAX (310) 533-5003 crglabs@sbcglobal.net

Chlorinated Pesticides

Client: *Weston Solutions*

CRG Project ID: *27221d*

CRG ID#: 57285	Sample: F-1	BOTTOM	Date Sampled: 18-Sep-07 11:20
Replicate #: R1	Description: LADPW MDR		Date Received: 19-Sep-07
DILUTION FACTOR: 1	Matrix: Sediment		

CONSTITUENT	FRACTION	METHOD	RESULT	UNITS	MDL	RL	DATE PROCESSED	DATE ANALYZED	BATCH ID
Endrin Ketone	NA	EPA 8270Cm	ND	ng/dry g	1	5	01-Oct-07	17-Oct-07	27221d-31049
Heptachlor	NA	EPA 8270Cm	ND	ng/dry g	1	5	01-Oct-07	17-Oct-07	27221d-31049
Heptachlor Epoxide	NA	EPA 8270Cm	ND	ng/dry g	1	5	01-Oct-07	17-Oct-07	27221d-31049
Methoxychlor	NA	EPA 8270Cm	ND	ng/dry g	1	5	01-Oct-07	17-Oct-07	27221d-31049
Mirex	NA	EPA 8270Cm	ND	ng/dry g	1	5	01-Oct-07	17-Oct-07	27221d-31049
Oxychlordanes	NA	EPA 8270Cm	ND	ng/dry g	1	5	01-Oct-07	17-Oct-07	27221d-31049
Perthane	NA	EPA 8270Cm	ND	ng/dry g	5	10	01-Oct-07	17-Oct-07	27221d-31049
Total Chlordane	NA	EPA 8270Cm		ng/dry g			01-Oct-07	17-Oct-07	27221d-31049
Total Detectable DDTs	NA	EPA 8270Cm	669.3	ng/dry g			01-Oct-07	17-Oct-07	27221d-31049
Toxaphene	NA	EPA 8270Cm	ND	ng/dry g	10	50	01-Oct-07	17-Oct-07	27221d-31049
trans-Nonachlor	NA	EPA 8270Cm	ND	ng/dry g	1	5	01-Oct-07	17-Oct-07	27221d-31049

MDL= Method Detection Limit (CFR 40 Part 136); RL= Reporting Limit; J= Estimated Value below the RL and above the MDL; ND= Not Detected; NA= Not Applicable; MI = Matrix Interference

California ELAP Certificate # 2261
57285 R1

CRG Marine Laboratories, Inc.

2020 Del Amo Blvd., Suite 200, Torrance, CA 90501-1206 (310) 533-5190 FAX (310) 533-5003 crglabs@sbcglobal.net

Chlorinated Pesticides

Client: *Weston Solutions*

CRG Project ID: *27221d*

CRG ID#: 57286	Sample: E-3	Location: BOTTOM	Date Sampled: 18-Sep-07 16:00
Replicate #: R1	Description: LADPW MDR		Date Received: 19-Sep-07
DILUTION FACTOR: 1	Matrix: Sediment		

CONSTITUENT	FRACTION	METHOD	RESULT	UNITS	MDL	RL	DATE PROCESSED	DATE ANALYZED	BATCH ID
(PCB030)	NA	EPA 8270Cm	62	% Recovery			01-Oct-07	17-Oct-07	27221d-31049
(PCB112)	NA	EPA 8270Cm	72	% Recovery			01-Oct-07	17-Oct-07	27221d-31049
(PCB198)	NA	EPA 8270Cm	77	% Recovery			01-Oct-07	17-Oct-07	27221d-31049
(TCMX)	NA	EPA 8270Cm	61	% Recovery			01-Oct-07	17-Oct-07	27221d-31049
2,4'-DDD	NA	EPA 8270Cm	5.9	ng/dry g	1	5	01-Oct-07	17-Oct-07	27221d-31049
2,4'-DDE	NA	EPA 8270Cm	J 2.6	ng/dry g	1	5	01-Oct-07	17-Oct-07	27221d-31049
2,4'-DDT	NA	EPA 8270Cm	ND	ng/dry g	1	5	01-Oct-07	17-Oct-07	27221d-31049
4,4'-DDD	NA	EPA 8270Cm	22.3	ng/dry g	1	5	01-Oct-07	17-Oct-07	27221d-31049
4,4'-DDE	NA	EPA 8270Cm	47.4	ng/dry g	1	5	01-Oct-07	17-Oct-07	27221d-31049
4,4'-DDT	NA	EPA 8270Cm	J 4.6	ng/dry g	1	5	01-Oct-07	17-Oct-07	27221d-31049
Aldrin	NA	EPA 8270Cm	ND	ng/dry g	1	5	01-Oct-07	17-Oct-07	27221d-31049
BHC-alpha	NA	EPA 8270Cm	ND	ng/dry g	1	5	01-Oct-07	17-Oct-07	27221d-31049
BHC-beta	NA	EPA 8270Cm	ND	ng/dry g	1	5	01-Oct-07	17-Oct-07	27221d-31049
BHC-delta	NA	EPA 8270Cm	ND	ng/dry g	1	5	01-Oct-07	17-Oct-07	27221d-31049
BHC-gamma	NA	EPA 8270Cm	ND	ng/dry g	1	5	01-Oct-07	17-Oct-07	27221d-31049
Chlordane-alpha	NA	EPA 8270Cm	ND	ng/dry g	1	5	01-Oct-07	17-Oct-07	27221d-31049
Chlordane-gamma	NA	EPA 8270Cm	ND	ng/dry g	1	5	01-Oct-07	17-Oct-07	27221d-31049
cis-Nonachlor	NA	EPA 8270Cm	ND	ng/dry g	1	5	01-Oct-07	17-Oct-07	27221d-31049
DCPA (Dacthal)	NA	EPA 8270Cm	ND	ng/dry g	5	10	01-Oct-07	17-Oct-07	27221d-31049
Dicofol	NA	EPA 8270Cm	22.8	ng/dry g	1	5	01-Oct-07	17-Oct-07	27221d-31049
Dieldrin	NA	EPA 8270Cm	ND	ng/dry g	1	5	01-Oct-07	17-Oct-07	27221d-31049
Endosulfan Sulfate	NA	EPA 8270Cm	ND	ng/dry g	1	5	01-Oct-07	17-Oct-07	27221d-31049
Endosulfan-I	NA	EPA 8270Cm	ND	ng/dry g	1	5	01-Oct-07	17-Oct-07	27221d-31049
Endosulfan-II	NA	EPA 8270Cm	ND	ng/dry g	1	5	01-Oct-07	17-Oct-07	27221d-31049
Endrin	NA	EPA 8270Cm	ND	ng/dry g	1	5	01-Oct-07	17-Oct-07	27221d-31049
Endrin Aldehyde	NA	EPA 8270Cm	ND	ng/dry g	1	5	01-Oct-07	17-Oct-07	27221d-31049

MDL= Method Detection Limit (CFR 40 Part 136); RL= Reporting Limit; J= Estimated Value below the RL and above the MDL; ND= Not Detected; NA= Not Applicable; MI = Matrix Interference

California ELAP Certificate # 2261
57286 R1

CRG Marine Laboratories, Inc.

2020 Del Amo Blvd., Suite 200, Torrance, CA 90501-1206 (310) 533-5190 FAX (310) 533-5003 crglabs@sbcglobal.net

Chlorinated Pesticides

Client: *Weston Solutions*

CRG Project ID: *27221d*

CRG ID#: 57286

Sample: E-3 BOTTOM

Date Sampled: 18-Sep-07 16:00

Replicate #: R1

Description: LADPW MDR

Date Received: 19-Sep-07

DILUTION FACTOR: 1

Matrix: Sediment

CONSTITUENT	FRACTION	METHOD	RESULT	UNITS	MDL	RL	DATE PROCESSED	DATE ANALYZED	BATCH ID
Endrin Ketone	NA	EPA 8270Cm	ND	ng/dry g	1	5	01-Oct-07	17-Oct-07	27221d-31049
Heptachlor	NA	EPA 8270Cm	ND	ng/dry g	1	5	01-Oct-07	17-Oct-07	27221d-31049
Heptachlor Epoxide	NA	EPA 8270Cm	ND	ng/dry g	1	5	01-Oct-07	17-Oct-07	27221d-31049
Methoxychlor	NA	EPA 8270Cm	ND	ng/dry g	1	5	01-Oct-07	17-Oct-07	27221d-31049
Mirex	NA	EPA 8270Cm	ND	ng/dry g	1	5	01-Oct-07	17-Oct-07	27221d-31049
Oxychlordane	NA	EPA 8270Cm	ND	ng/dry g	1	5	01-Oct-07	17-Oct-07	27221d-31049
Perthane	NA	EPA 8270Cm	ND	ng/dry g	5	10	01-Oct-07	17-Oct-07	27221d-31049
Total Chlordane	NA	EPA 8270Cm		ng/dry g			01-Oct-07	17-Oct-07	27221d-31049
Total Detectable DDTs	NA	EPA 8270Cm	82.8	ng/dry g			01-Oct-07	17-Oct-07	27221d-31049
Toxaphene	NA	EPA 8270Cm	ND	ng/dry g	10	50	01-Oct-07	17-Oct-07	27221d-31049
trans-Nonachlor	NA	EPA 8270Cm	ND	ng/dry g	1	5	01-Oct-07	17-Oct-07	27221d-31049

MDL= Method Detection Limit (CFR 40 Part 136); RL= Reporting Limit; J= Estimated Value below the RL and above the MDL; ND= Not Detected; NA= Not Applicable; MI = Matrix Interference

California ELAP Certificate # 2261
57286 R1

CRG Marine Laboratories, Inc.

2020 Del Amo Blvd., Suite 200, Torrance, CA 90501-1206 (310) 533-5190 FAX (310) 533-5003 crglabs@sbcglobal.net

Chlorinated Pesticides

Client: *Weston Solutions*

CRG Project ID: *27221d*

CRG ID#: 57287	Sample: D-1	Location: BOTTOM	Date Sampled: 19-Sep-07 08:15
Replicate #: R1	Description: LADPW MDR		Date Received: 19-Sep-07
DILUTION FACTOR: 1	Matrix: Sediment		

CONSTITUENT	FRACTION	METHOD	RESULT	UNITS	MDL	RL	DATE PROCESSED	DATE ANALYZED	BATCH ID
(PCB030)	NA	EPA 8270Cm	66	% Recovery			01-Oct-07	17-Oct-07	27221d-31049
(PCB112)	NA	EPA 8270Cm	75	% Recovery			01-Oct-07	17-Oct-07	27221d-31049
(PCB198)	NA	EPA 8270Cm	80	% Recovery			01-Oct-07	17-Oct-07	27221d-31049
(TCMX)	NA	EPA 8270Cm	62	% Recovery			01-Oct-07	17-Oct-07	27221d-31049
2,4'-DDD	NA	EPA 8270Cm	J 3.2	ng/dry g	1	5	01-Oct-07	17-Oct-07	27221d-31049
2,4'-DDE	NA	EPA 8270Cm	J 1.2	ng/dry g	1	5	01-Oct-07	17-Oct-07	27221d-31049
2,4'-DDT	NA	EPA 8270Cm	ND	ng/dry g	1	5	01-Oct-07	17-Oct-07	27221d-31049
4,4'-DDD	NA	EPA 8270Cm	10.2	ng/dry g	1	5	01-Oct-07	17-Oct-07	27221d-31049
4,4'-DDE	NA	EPA 8270Cm	16.3	ng/dry g	1	5	01-Oct-07	17-Oct-07	27221d-31049
4,4'-DDT	NA	EPA 8270Cm	J 2.1	ng/dry g	1	5	01-Oct-07	17-Oct-07	27221d-31049
Aldrin	NA	EPA 8270Cm	ND	ng/dry g	1	5	01-Oct-07	17-Oct-07	27221d-31049
BHC-alpha	NA	EPA 8270Cm	ND	ng/dry g	1	5	01-Oct-07	17-Oct-07	27221d-31049
BHC-beta	NA	EPA 8270Cm	ND	ng/dry g	1	5	01-Oct-07	17-Oct-07	27221d-31049
BHC-delta	NA	EPA 8270Cm	ND	ng/dry g	1	5	01-Oct-07	17-Oct-07	27221d-31049
BHC-gamma	NA	EPA 8270Cm	ND	ng/dry g	1	5	01-Oct-07	17-Oct-07	27221d-31049
Chlordane-alpha	NA	EPA 8270Cm	ND	ng/dry g	1	5	01-Oct-07	17-Oct-07	27221d-31049
Chlordane-gamma	NA	EPA 8270Cm	ND	ng/dry g	1	5	01-Oct-07	17-Oct-07	27221d-31049
cis-Nonachlor	NA	EPA 8270Cm	ND	ng/dry g	1	5	01-Oct-07	17-Oct-07	27221d-31049
DCPA (Dacthal)	NA	EPA 8270Cm	ND	ng/dry g	5	10	01-Oct-07	17-Oct-07	27221d-31049
Dicofol	NA	EPA 8270Cm	7.6	ng/dry g	1	5	01-Oct-07	17-Oct-07	27221d-31049
Dieldrin	NA	EPA 8270Cm	ND	ng/dry g	1	5	01-Oct-07	17-Oct-07	27221d-31049
Endosulfan Sulfate	NA	EPA 8270Cm	ND	ng/dry g	1	5	01-Oct-07	17-Oct-07	27221d-31049
Endosulfan-I	NA	EPA 8270Cm	ND	ng/dry g	1	5	01-Oct-07	17-Oct-07	27221d-31049
Endosulfan-II	NA	EPA 8270Cm	ND	ng/dry g	1	5	01-Oct-07	17-Oct-07	27221d-31049
Endrin	NA	EPA 8270Cm	ND	ng/dry g	1	5	01-Oct-07	17-Oct-07	27221d-31049
Endrin Aldehyde	NA	EPA 8270Cm	ND	ng/dry g	1	5	01-Oct-07	17-Oct-07	27221d-31049

MDL= Method Detection Limit (CFR 40 Part 136); RL= Reporting Limit; J= Estimated Value below the RL and above the MDL; ND= Not Detected; NA= Not Applicable; MI = Matrix Interference

California ELAP Certificate # 2261
57287 R1

CRG Marine Laboratories, Inc.

2020 Del Amo Blvd., Suite 200, Torrance, CA 90501-1206 (310) 533-5190 FAX (310) 533-5003 crglabs@sbcglobal.net

Chlorinated Pesticides

Client: *Weston Solutions*

CRG Project ID: *27221d*

CRG ID#: 57287	Sample: D-1	Location: BOTTOM	Date Sampled: 19-Sep-07 08:15
Replicate #: R1	Description: LADPW MDR		Date Received: 19-Sep-07
DILUTION FACTOR: 1	Matrix: Sediment		

CONSTITUENT	FRACTION	METHOD	RESULT	UNITS	MDL	RL	DATE PROCESSED	DATE ANALYZED	BATCH ID
Endrin Ketone	NA	EPA 8270Cm	ND	ng/dry g	1	5	01-Oct-07	17-Oct-07	27221d-31049
Heptachlor	NA	EPA 8270Cm	ND	ng/dry g	1	5	01-Oct-07	17-Oct-07	27221d-31049
Heptachlor Epoxide	NA	EPA 8270Cm	ND	ng/dry g	1	5	01-Oct-07	17-Oct-07	27221d-31049
Methoxychlor	NA	EPA 8270Cm	ND	ng/dry g	1	5	01-Oct-07	17-Oct-07	27221d-31049
Mirex	NA	EPA 8270Cm	ND	ng/dry g	1	5	01-Oct-07	17-Oct-07	27221d-31049
Oxychlordan	NA	EPA 8270Cm	ND	ng/dry g	1	5	01-Oct-07	17-Oct-07	27221d-31049
Perthane	NA	EPA 8270Cm	ND	ng/dry g	5	10	01-Oct-07	17-Oct-07	27221d-31049
Total Chlordane	NA	EPA 8270Cm		ng/dry g			01-Oct-07	17-Oct-07	27221d-31049
Total Detectable DDTs	NA	EPA 8270Cm	33	ng/dry g			01-Oct-07	17-Oct-07	27221d-31049
Toxaphene	NA	EPA 8270Cm	ND	ng/dry g	10	50	01-Oct-07	17-Oct-07	27221d-31049
trans-Nonachlor	NA	EPA 8270Cm	ND	ng/dry g	1	5	01-Oct-07	17-Oct-07	27221d-31049

MDL= Method Detection Limit (CFR 40 Part 136); RL= Reporting Limit; J= Estimated Value below the RL and above the MDL; ND= Not Detected; NA= Not Applicable; MI = Matrix Interference

California ELAP Certificate # 2261
57287 R1

CRG Marine Laboratories, Inc.

2020 Del Amo Blvd., Suite 200, Torrance, CA 90501-1206 (310) 533-5190 FAX (310) 533-5003 crglabs@sbcglobal.net

Chlorinated Pesticides

Client: *Weston Solutions*

CRG Project ID: *27221d*

CRG ID#: 57288	Sample: D-1	TOP	Date Sampled: 19-Sep-07 08:15
Replicate #: R1	Description: LADPW MDR		Date Received: 19-Sep-07
DILUTION FACTOR: 1	Matrix: Sediment		

CONSTITUENT	FRACTION	METHOD	RESULT	UNITS	MDL	RL	DATE PROCESSED	DATE ANALYZED	BATCH ID
(PCB030)	NA	EPA 8270Cm	71	% Recovery			01-Oct-07	17-Oct-07	27221d-31049
(PCB112)	NA	EPA 8270Cm	78	% Recovery			01-Oct-07	17-Oct-07	27221d-31049
(PCB198)	NA	EPA 8270Cm	89	% Recovery			01-Oct-07	17-Oct-07	27221d-31049
(TCMX)	NA	EPA 8270Cm	67	% Recovery			01-Oct-07	17-Oct-07	27221d-31049
2,4'-DDD	NA	EPA 8270Cm	J 1.6	ng/dry g	1	5	01-Oct-07	17-Oct-07	27221d-31049
2,4'-DDE	NA	EPA 8270Cm	J 2.1	ng/dry g	1	5	01-Oct-07	17-Oct-07	27221d-31049
2,4'-DDT	NA	EPA 8270Cm	ND	ng/dry g	1	5	01-Oct-07	17-Oct-07	27221d-31049
4,4'-DDD	NA	EPA 8270Cm	5.3	ng/dry g	1	5	01-Oct-07	17-Oct-07	27221d-31049
4,4'-DDE	NA	EPA 8270Cm	24	ng/dry g	1	5	01-Oct-07	17-Oct-07	27221d-31049
4,4'-DDT	NA	EPA 8270Cm	J 2.8	ng/dry g	1	5	01-Oct-07	17-Oct-07	27221d-31049
Aldrin	NA	EPA 8270Cm	ND	ng/dry g	1	5	01-Oct-07	17-Oct-07	27221d-31049
BHC-alpha	NA	EPA 8270Cm	ND	ng/dry g	1	5	01-Oct-07	17-Oct-07	27221d-31049
BHC-beta	NA	EPA 8270Cm	ND	ng/dry g	1	5	01-Oct-07	17-Oct-07	27221d-31049
BHC-delta	NA	EPA 8270Cm	ND	ng/dry g	1	5	01-Oct-07	17-Oct-07	27221d-31049
BHC-gamma	NA	EPA 8270Cm	ND	ng/dry g	1	5	01-Oct-07	17-Oct-07	27221d-31049
Chlordane-alpha	NA	EPA 8270Cm	ND	ng/dry g	1	5	01-Oct-07	17-Oct-07	27221d-31049
Chlordane-gamma	NA	EPA 8270Cm	ND	ng/dry g	1	5	01-Oct-07	17-Oct-07	27221d-31049
cis-Nonachlor	NA	EPA 8270Cm	ND	ng/dry g	1	5	01-Oct-07	17-Oct-07	27221d-31049
DCPA (Dacthal)	NA	EPA 8270Cm	ND	ng/dry g	5	10	01-Oct-07	17-Oct-07	27221d-31049
Dicofol	NA	EPA 8270Cm	5.3	ng/dry g	1	5	01-Oct-07	17-Oct-07	27221d-31049
Dieldrin	NA	EPA 8270Cm	ND	ng/dry g	1	5	01-Oct-07	17-Oct-07	27221d-31049
Endosulfan Sulfate	NA	EPA 8270Cm	ND	ng/dry g	1	5	01-Oct-07	17-Oct-07	27221d-31049
Endosulfan-I	NA	EPA 8270Cm	ND	ng/dry g	1	5	01-Oct-07	17-Oct-07	27221d-31049
Endosulfan-II	NA	EPA 8270Cm	ND	ng/dry g	1	5	01-Oct-07	17-Oct-07	27221d-31049
Endrin	NA	EPA 8270Cm	ND	ng/dry g	1	5	01-Oct-07	17-Oct-07	27221d-31049
Endrin Aldehyde	NA	EPA 8270Cm	ND	ng/dry g	1	5	01-Oct-07	17-Oct-07	27221d-31049

MDL= Method Detection Limit (CFR 40 Part 136); RL= Reporting Limit; J= Estimated Value below the RL and above the MDL; ND= Not Detected; NA= Not Applicable; MI = Matrix Interference

**California ELAP Certificate # 2261
57288 R1**

CRG Marine Laboratories, Inc.

2020 Del Amo Blvd., Suite 200, Torrance, CA 90501-1206 (310) 533-5190 FAX (310) 533-5003 crglabs@sbcglobal.net

Chlorinated Pesticides

Client: *Weston Solutions*

CRG Project ID: *27221d*

CRG ID#: 57288

Sample: D-1 TOP

Date Sampled: 19-Sep-07 08:15

Replicate #: R1

Description: LADPW MDR

Date Received: 19-Sep-07

DILUTION FACTOR: 1

Matrix: Sediment

CONSTITUENT	FRACTION	METHOD	RESULT	UNITS	MDL	RL	DATE PROCESSED	DATE ANALYZED	BATCH ID
Endrin Ketone	NA	EPA 8270Cm	ND	ng/dry g	1	5	01-Oct-07	17-Oct-07	27221d-31049
Heptachlor	NA	EPA 8270Cm	ND	ng/dry g	1	5	01-Oct-07	17-Oct-07	27221d-31049
Heptachlor Epoxide	NA	EPA 8270Cm	ND	ng/dry g	1	5	01-Oct-07	17-Oct-07	27221d-31049
Methoxychlor	NA	EPA 8270Cm	ND	ng/dry g	1	5	01-Oct-07	17-Oct-07	27221d-31049
Mirex	NA	EPA 8270Cm	ND	ng/dry g	1	5	01-Oct-07	17-Oct-07	27221d-31049
Oxychlordane	NA	EPA 8270Cm	ND	ng/dry g	1	5	01-Oct-07	17-Oct-07	27221d-31049
Perthane	NA	EPA 8270Cm	ND	ng/dry g	5	10	01-Oct-07	17-Oct-07	27221d-31049
Total Chlordane	NA	EPA 8270Cm		ng/dry g			01-Oct-07	17-Oct-07	27221d-31049
Total Detectable DDTs	NA	EPA 8270Cm	35.8	ng/dry g			01-Oct-07	17-Oct-07	27221d-31049
Toxaphene	NA	EPA 8270Cm	ND	ng/dry g	10	50	01-Oct-07	17-Oct-07	27221d-31049
trans-Nonachlor	NA	EPA 8270Cm	ND	ng/dry g	1	5	01-Oct-07	17-Oct-07	27221d-31049

MDL= Method Detection Limit (CFR 40 Part 136); RL= Reporting Limit; J= Estimated Value below the RL and above the MDL; ND= Not Detected; NA= Not Applicable; MI = Matrix Interference

California ELAP Certificate # 2261
57288 R1

CRG Marine Laboratories, Inc.

2020 Del Amo Blvd., Suite 200, Torrance, CA 90501-1206 (310) 533-5190 FAX (310) 533-5003 crglabs@sbcglobal.net

Chlorinated Pesticides

Client: *Weston Solutions*

CRG Project ID: *27221d*

CRG ID#: 57289	Sample: C-2	Location: BOTTOM	Date Sampled: 19-Sep-07 13:20
Replicate #: R1	Description: LADPW MDR		Date Received: 19-Sep-07
DILUTION FACTOR: 1	Matrix: Sediment		

CONSTITUENT	FRACTION	METHOD	RESULT	UNITS	MDL	RL	DATE PROCESSED	DATE ANALYZED	BATCH ID
(PCB030)	NA	EPA 8270Cm	76	% Recovery			01-Oct-07	17-Oct-07	27221d-31049
(PCB112)	NA	EPA 8270Cm	83	% Recovery			01-Oct-07	17-Oct-07	27221d-31049
(PCB198)	NA	EPA 8270Cm	81	% Recovery			01-Oct-07	17-Oct-07	27221d-31049
(TCMX)	NA	EPA 8270Cm	73	% Recovery			01-Oct-07	17-Oct-07	27221d-31049
2,4'-DDD	NA	EPA 8270Cm	ND	ng/dry g	1	5	01-Oct-07	17-Oct-07	27221d-31049
2,4'-DDE	NA	EPA 8270Cm	ND	ng/dry g	1	5	01-Oct-07	17-Oct-07	27221d-31049
2,4'-DDT	NA	EPA 8270Cm	ND	ng/dry g	1	5	01-Oct-07	17-Oct-07	27221d-31049
4,4'-DDD	NA	EPA 8270Cm	ND	ng/dry g	1	5	01-Oct-07	17-Oct-07	27221d-31049
4,4'-DDE	NA	EPA 8270Cm	J 3.1	ng/dry g	1	5	01-Oct-07	17-Oct-07	27221d-31049
4,4'-DDT	NA	EPA 8270Cm	ND	ng/dry g	1	5	01-Oct-07	17-Oct-07	27221d-31049
Aldrin	NA	EPA 8270Cm	ND	ng/dry g	1	5	01-Oct-07	17-Oct-07	27221d-31049
BHC-alpha	NA	EPA 8270Cm	ND	ng/dry g	1	5	01-Oct-07	17-Oct-07	27221d-31049
BHC-beta	NA	EPA 8270Cm	ND	ng/dry g	1	5	01-Oct-07	17-Oct-07	27221d-31049
BHC-delta	NA	EPA 8270Cm	ND	ng/dry g	1	5	01-Oct-07	17-Oct-07	27221d-31049
BHC-gamma	NA	EPA 8270Cm	ND	ng/dry g	1	5	01-Oct-07	17-Oct-07	27221d-31049
Chlordane-alpha	NA	EPA 8270Cm	ND	ng/dry g	1	5	01-Oct-07	17-Oct-07	27221d-31049
Chlordane-gamma	NA	EPA 8270Cm	ND	ng/dry g	1	5	01-Oct-07	17-Oct-07	27221d-31049
cis-Nonachlor	NA	EPA 8270Cm	ND	ng/dry g	1	5	01-Oct-07	17-Oct-07	27221d-31049
DCPA (Dacthal)	NA	EPA 8270Cm	ND	ng/dry g	5	10	01-Oct-07	17-Oct-07	27221d-31049
Dicofol	NA	EPA 8270Cm	J 2.1	ng/dry g	1	5	01-Oct-07	17-Oct-07	27221d-31049
Dieldrin	NA	EPA 8270Cm	ND	ng/dry g	1	5	01-Oct-07	17-Oct-07	27221d-31049
Endosulfan Sulfate	NA	EPA 8270Cm	ND	ng/dry g	1	5	01-Oct-07	17-Oct-07	27221d-31049
Endosulfan-I	NA	EPA 8270Cm	ND	ng/dry g	1	5	01-Oct-07	17-Oct-07	27221d-31049
Endosulfan-II	NA	EPA 8270Cm	ND	ng/dry g	1	5	01-Oct-07	17-Oct-07	27221d-31049
Endrin	NA	EPA 8270Cm	ND	ng/dry g	1	5	01-Oct-07	17-Oct-07	27221d-31049
Endrin Aldehyde	NA	EPA 8270Cm	ND	ng/dry g	1	5	01-Oct-07	17-Oct-07	27221d-31049

MDL= Method Detection Limit (CFR 40 Part 136); RL= Reporting Limit; J= Estimated Value below the RL and above the MDL; ND= Not Detected; NA= Not Applicable; MI = Matrix Interference

California ELAP Certificate # 2261
57289 R1

CRG Marine Laboratories, Inc.

2020 Del Amo Blvd., Suite 200, Torrance, CA 90501-1206 (310) 533-5190 FAX (310) 533-5003 crglabs@sbcglobal.net

Chlorinated Pesticides

Client: *Weston Solutions*

CRG Project ID: *27221d*

CRG ID#: 57289	Sample: C-2	BOTTOM	Date Sampled: 19-Sep-07 13:20
Replicate #: R1	Description: LADPW MDR		Date Received: 19-Sep-07
DILUTION FACTOR: 1	Matrix: Sediment		

CONSTITUENT	FRACTION	METHOD	RESULT	UNITS	MDL	RL	DATE PROCESSED	DATE ANALYZED	BATCH ID
Endrin Ketone	NA	EPA 8270Cm	ND	ng/dry g	1	5	01-Oct-07	17-Oct-07	27221d-31049
Heptachlor	NA	EPA 8270Cm	ND	ng/dry g	1	5	01-Oct-07	17-Oct-07	27221d-31049
Heptachlor Epoxide	NA	EPA 8270Cm	ND	ng/dry g	1	5	01-Oct-07	17-Oct-07	27221d-31049
Methoxychlor	NA	EPA 8270Cm	ND	ng/dry g	1	5	01-Oct-07	17-Oct-07	27221d-31049
Mirex	NA	EPA 8270Cm	ND	ng/dry g	1	5	01-Oct-07	17-Oct-07	27221d-31049
Oxychlorane	NA	EPA 8270Cm	ND	ng/dry g	1	5	01-Oct-07	17-Oct-07	27221d-31049
Perthane	NA	EPA 8270Cm	ND	ng/dry g	5	10	01-Oct-07	17-Oct-07	27221d-31049
Total Chlordane	NA	EPA 8270Cm	ND	ng/dry g			01-Oct-07	17-Oct-07	27221d-31049
Total Detectable DDTs	NA	EPA 8270Cm	3.1	ng/dry g			01-Oct-07	17-Oct-07	27221d-31049
Toxaphene	NA	EPA 8270Cm	ND	ng/dry g	10	50	01-Oct-07	17-Oct-07	27221d-31049
trans-Nonachlor	NA	EPA 8270Cm	ND	ng/dry g	1	5	01-Oct-07	17-Oct-07	27221d-31049

MDL= Method Detection Limit (CFR 40 Part 136); RL= Reporting Limit; J= Estimated Value below the RL and above the MDL; ND= Not Detected; NA= Not Applicable; MI = Matrix Interference

California ELAP Certificate # 2261
57289 R1

CRG Marine Laboratories, Inc.

2020 Del Amo Blvd., Suite 200, Torrance, CA 90501-1206 (310) 533-5190 FAX (310) 533-5003 crglabs@sbcglobal.net

Chlorinated Pesticides

Client: *Weston Solutions*

CRG Project ID: *27221d*

CRG ID#: 57290	Sample: D-3	Location: BOTTOM	Date Sampled: 19-Sep-07 10:10
Replicate #: R1	Description: LADPW MDR		Date Received: 19-Sep-07
DILUTION FACTOR: 1	Matrix: Sediment		

CONSTITUENT	FRACTION	METHOD	RESULT	UNITS	MDL	RL	DATE PROCESSED	DATE ANALYZED	BATCH ID
(PCB030)	NA	EPA 8270Cm	66	% Recovery			01-Oct-07	17-Oct-07	27221d-31049
(PCB112)	NA	EPA 8270Cm	74	% Recovery			01-Oct-07	17-Oct-07	27221d-31049
(PCB198)	NA	EPA 8270Cm	78	% Recovery			01-Oct-07	17-Oct-07	27221d-31049
(TCMX)	NA	EPA 8270Cm	66	% Recovery			01-Oct-07	17-Oct-07	27221d-31049
2,4'-DDD	NA	EPA 8270Cm	J 1.5	ng/dry g	1	5	01-Oct-07	17-Oct-07	27221d-31049
2,4'-DDE	NA	EPA 8270Cm	ND	ng/dry g	1	5	01-Oct-07	17-Oct-07	27221d-31049
2,4'-DDT	NA	EPA 8270Cm	ND	ng/dry g	1	5	01-Oct-07	17-Oct-07	27221d-31049
4,4'-DDD	NA	EPA 8270Cm	J 1.2	ng/dry g	1	5	01-Oct-07	17-Oct-07	27221d-31049
4,4'-DDE	NA	EPA 8270Cm	11.6	ng/dry g	1	5	01-Oct-07	17-Oct-07	27221d-31049
4,4'-DDT	NA	EPA 8270Cm	J 3.6	ng/dry g	1	5	01-Oct-07	17-Oct-07	27221d-31049
Aldrin	NA	EPA 8270Cm	ND	ng/dry g	1	5	01-Oct-07	17-Oct-07	27221d-31049
BHC-alpha	NA	EPA 8270Cm	ND	ng/dry g	1	5	01-Oct-07	17-Oct-07	27221d-31049
BHC-beta	NA	EPA 8270Cm	ND	ng/dry g	1	5	01-Oct-07	17-Oct-07	27221d-31049
BHC-delta	NA	EPA 8270Cm	ND	ng/dry g	1	5	01-Oct-07	17-Oct-07	27221d-31049
BHC-gamma	NA	EPA 8270Cm	ND	ng/dry g	1	5	01-Oct-07	17-Oct-07	27221d-31049
Chlordane-alpha	NA	EPA 8270Cm	ND	ng/dry g	1	5	01-Oct-07	17-Oct-07	27221d-31049
Chlordane-gamma	NA	EPA 8270Cm	ND	ng/dry g	1	5	01-Oct-07	17-Oct-07	27221d-31049
cis-Nonachlor	NA	EPA 8270Cm	ND	ng/dry g	1	5	01-Oct-07	17-Oct-07	27221d-31049
DCPA (Dacthal)	NA	EPA 8270Cm	ND	ng/dry g	5	10	01-Oct-07	17-Oct-07	27221d-31049
Dicofol	NA	EPA 8270Cm	6.9	ng/dry g	1	5	01-Oct-07	17-Oct-07	27221d-31049
Dieldrin	NA	EPA 8270Cm	ND	ng/dry g	1	5	01-Oct-07	17-Oct-07	27221d-31049
Endosulfan Sulfate	NA	EPA 8270Cm	ND	ng/dry g	1	5	01-Oct-07	17-Oct-07	27221d-31049
Endosulfan-I	NA	EPA 8270Cm	ND	ng/dry g	1	5	01-Oct-07	17-Oct-07	27221d-31049
Endosulfan-II	NA	EPA 8270Cm	ND	ng/dry g	1	5	01-Oct-07	17-Oct-07	27221d-31049
Endrin	NA	EPA 8270Cm	ND	ng/dry g	1	5	01-Oct-07	17-Oct-07	27221d-31049
Endrin Aldehyde	NA	EPA 8270Cm	ND	ng/dry g	1	5	01-Oct-07	17-Oct-07	27221d-31049

MDL= Method Detection Limit (CFR 40 Part 136); RL= Reporting Limit; J= Estimated Value below the RL and above the MDL; ND= Not Detected; NA= Not Applicable; MI = Matrix Interference

California ELAP Certificate # 2261
57290 R1

CRG Marine Laboratories, Inc.

2020 Del Amo Blvd., Suite 200, Torrance, CA 90501-1206 (310) 533-5190 FAX (310) 533-5003 crglabs@sbcglobal.net

Chlorinated Pesticides

Client: *Weston Solutions*

CRG Project ID: *27221d*

CRG ID#: 57290	Sample: D-3	Location: BOTTOM	Date Sampled: 19-Sep-07 10:10
Replicate #: R1	Description: LADPW MDR		Date Received: 19-Sep-07
DILUTION FACTOR: 1	Matrix: Sediment		

CONSTITUENT	FRACTION	METHOD	RESULT	UNITS	MDL	RL	DATE PROCESSED	DATE ANALYZED	BATCH ID
Endrin Ketone	NA	EPA 8270Cm	ND	ng/dry g	1	5	01-Oct-07	17-Oct-07	27221d-31049
Heptachlor	NA	EPA 8270Cm	ND	ng/dry g	1	5	01-Oct-07	17-Oct-07	27221d-31049
Heptachlor Epoxide	NA	EPA 8270Cm	ND	ng/dry g	1	5	01-Oct-07	17-Oct-07	27221d-31049
Methoxychlor	NA	EPA 8270Cm	ND	ng/dry g	1	5	01-Oct-07	17-Oct-07	27221d-31049
Mirex	NA	EPA 8270Cm	ND	ng/dry g	1	5	01-Oct-07	17-Oct-07	27221d-31049
Oxychlordan	NA	EPA 8270Cm	ND	ng/dry g	1	5	01-Oct-07	17-Oct-07	27221d-31049
Perthane	NA	EPA 8270Cm	ND	ng/dry g	5	10	01-Oct-07	17-Oct-07	27221d-31049
Total Chlordane	NA	EPA 8270Cm		ng/dry g			01-Oct-07	17-Oct-07	27221d-31049
Total Detectable DDTs	NA	EPA 8270Cm	17.9	ng/dry g			01-Oct-07	17-Oct-07	27221d-31049
Toxaphene	NA	EPA 8270Cm	ND	ng/dry g	10	50	01-Oct-07	17-Oct-07	27221d-31049
trans-Nonachlor	NA	EPA 8270Cm	ND	ng/dry g	1	5	01-Oct-07	17-Oct-07	27221d-31049

MDL= Method Detection Limit (CFR 40 Part 136); RL= Reporting Limit; J= Estimated Value below the RL and above the MDL; ND= Not Detected; NA= Not Applicable; MI = Matrix Interference

California ELAP Certificate # 2261
57290 R1

CRG Marine Laboratories, Inc.

2020 Del Amo Blvd., Suite 200, Torrance, CA 90501-1206 (310) 533-5190 FAX (310) 533-5003 crglabs@sbcglobal.net

Chlorinated Pesticides

Client: *Weston Solutions*

CRG Project ID: *27221d*

CRG ID#: 57291	Sample: C-2	TOP	Date Sampled: 19-Sep-07 13:20
Replicate #: R1	Description: LADPW MDR		Date Received: 19-Sep-07
DILUTION FACTOR: 1	Matrix: Sediment		

CONSTITUENT	FRACTION	METHOD	RESULT	UNITS	MDL	RL	DATE PROCESSED	DATE ANALYZED	BATCH ID
(PCB030)	NA	EPA 8270Cm	71	% Recovery			01-Oct-07	17-Oct-07	27221d-31049
(PCB112)	NA	EPA 8270Cm	77	% Recovery			01-Oct-07	17-Oct-07	27221d-31049
(PCB198)	NA	EPA 8270Cm	80	% Recovery			01-Oct-07	17-Oct-07	27221d-31049
(TCMX)	NA	EPA 8270Cm	71	% Recovery			01-Oct-07	17-Oct-07	27221d-31049
2,4'-DDD	NA	EPA 8270Cm	ND	ng/dry g	1	5	01-Oct-07	17-Oct-07	27221d-31049
2,4'-DDE	NA	EPA 8270Cm	J 1	ng/dry g	1	5	01-Oct-07	17-Oct-07	27221d-31049
2,4'-DDT	NA	EPA 8270Cm	ND	ng/dry g	1	5	01-Oct-07	17-Oct-07	27221d-31049
4,4'-DDD	NA	EPA 8270Cm	ND	ng/dry g	1	5	01-Oct-07	17-Oct-07	27221d-31049
4,4'-DDE	NA	EPA 8270Cm	11.7	ng/dry g	1	5	01-Oct-07	17-Oct-07	27221d-31049
4,4'-DDT	NA	EPA 8270Cm	J 2.3	ng/dry g	1	5	01-Oct-07	17-Oct-07	27221d-31049
Aldrin	NA	EPA 8270Cm	ND	ng/dry g	1	5	01-Oct-07	17-Oct-07	27221d-31049
BHC-alpha	NA	EPA 8270Cm	ND	ng/dry g	1	5	01-Oct-07	17-Oct-07	27221d-31049
BHC-beta	NA	EPA 8270Cm	ND	ng/dry g	1	5	01-Oct-07	17-Oct-07	27221d-31049
BHC-delta	NA	EPA 8270Cm	ND	ng/dry g	1	5	01-Oct-07	17-Oct-07	27221d-31049
BHC-gamma	NA	EPA 8270Cm	ND	ng/dry g	1	5	01-Oct-07	17-Oct-07	27221d-31049
Chlordane-alpha	NA	EPA 8270Cm	ND	ng/dry g	1	5	01-Oct-07	17-Oct-07	27221d-31049
Chlordane-gamma	NA	EPA 8270Cm	ND	ng/dry g	1	5	01-Oct-07	17-Oct-07	27221d-31049
cis-Nonachlor	NA	EPA 8270Cm	ND	ng/dry g	1	5	01-Oct-07	17-Oct-07	27221d-31049
DCPA (Dacthal)	NA	EPA 8270Cm	ND	ng/dry g	5	10	01-Oct-07	17-Oct-07	27221d-31049
Dicofol	NA	EPA 8270Cm	5.8	ng/dry g	1	5	01-Oct-07	17-Oct-07	27221d-31049
Dieldrin	NA	EPA 8270Cm	ND	ng/dry g	1	5	01-Oct-07	17-Oct-07	27221d-31049
Endosulfan Sulfate	NA	EPA 8270Cm	ND	ng/dry g	1	5	01-Oct-07	17-Oct-07	27221d-31049
Endosulfan-I	NA	EPA 8270Cm	ND	ng/dry g	1	5	01-Oct-07	17-Oct-07	27221d-31049
Endosulfan-II	NA	EPA 8270Cm	ND	ng/dry g	1	5	01-Oct-07	17-Oct-07	27221d-31049
Endrin	NA	EPA 8270Cm	ND	ng/dry g	1	5	01-Oct-07	17-Oct-07	27221d-31049
Endrin Aldehyde	NA	EPA 8270Cm	ND	ng/dry g	1	5	01-Oct-07	17-Oct-07	27221d-31049

MDL= Method Detection Limit (CFR 40 Part 136); RL= Reporting Limit; J= Estimated Value below the RL and above the MDL; ND= Not Detected; NA= Not Applicable; MI = Matrix Interference

California ELAP Certificate # 2261
57291 R1

CRG Marine Laboratories, Inc.

2020 Del Amo Blvd., Suite 200, Torrance, CA 90501-1206 (310) 533-5190 FAX (310) 533-5003 crglabs@sbcglobal.net

Chlorinated Pesticides

Client: *Weston Solutions*

CRG Project ID: *27221d*

CRG ID#: 57291 **Sample:** C-2 TOP **Date Sampled:** 19-Sep-07 13:20
Replicate #: R1 **Description:** LADPW MDR **Date Received:** 19-Sep-07
DILUTION FACTOR: 1 **Matrix:** Sediment

CONSTITUENT	FRACTION	METHOD	RESULT	UNITS	MDL	RL	DATE PROCESSED	DATE ANALYZED	BATCH ID
Endrin Ketone	NA	EPA 8270Cm	ND	ng/dry g	1	5	01-Oct-07	17-Oct-07	27221d-31049
Heptachlor	NA	EPA 8270Cm	ND	ng/dry g	1	5	01-Oct-07	17-Oct-07	27221d-31049
Heptachlor Epoxide	NA	EPA 8270Cm	ND	ng/dry g	1	5	01-Oct-07	17-Oct-07	27221d-31049
Methoxychlor	NA	EPA 8270Cm	ND	ng/dry g	1	5	01-Oct-07	17-Oct-07	27221d-31049
Mirex	NA	EPA 8270Cm	ND	ng/dry g	1	5	01-Oct-07	17-Oct-07	27221d-31049
Oxychlorane	NA	EPA 8270Cm	ND	ng/dry g	1	5	01-Oct-07	17-Oct-07	27221d-31049
Perthane	NA	EPA 8270Cm	ND	ng/dry g	5	10	01-Oct-07	17-Oct-07	27221d-31049
Total Chlordane	NA	EPA 8270Cm		ng/dry g			01-Oct-07	17-Oct-07	27221d-31049
Total Detectable DDTs	NA	EPA 8270Cm	15	ng/dry g			01-Oct-07	17-Oct-07	27221d-31049
Toxaphene	NA	EPA 8270Cm	ND	ng/dry g	10	50	01-Oct-07	17-Oct-07	27221d-31049
trans-Nonachlor	NA	EPA 8270Cm	ND	ng/dry g	1	5	01-Oct-07	17-Oct-07	27221d-31049

MDL= Method Detection Limit (CFR 40 Part 136); RL= Reporting Limit; J= Estimated Value below the RL and above the MDL; ND= Not Detected; NA= Not Applicable; MI = Matrix Interference

California ELAP Certificate # 2261
57291 R1

CRG Marine Laboratories, Inc.

2020 Del Amo Blvd., Suite 200, Torrance, CA 90501-1206 (310) 533-5190 FAX (310) 533-5003 crglabs@sbcglobal.net

Chlorinated Pesticides

Client: *Weston Solutions*

CRG Project ID: *27221d*

CRG ID#: 57292	Sample: D-3	TOP	Date Sampled: 19-Sep-07 10:10
Replicate #: R1	Description: LADPW MDR		Date Received: 19-Sep-07
DILUTION FACTOR: 1	Matrix: Sediment		

CONSTITUENT	FRACTION	METHOD	RESULT	UNITS	MDL	RL	DATE PROCESSED	DATE ANALYZED	BATCH ID
(PCB030)	NA	EPA 8270Cm	72	% Recovery			01-Oct-07	17-Oct-07	27221d-31049
(PCB112)	NA	EPA 8270Cm	79	% Recovery			01-Oct-07	17-Oct-07	27221d-31049
(PCB198)	NA	EPA 8270Cm	85	% Recovery			01-Oct-07	17-Oct-07	27221d-31049
(TCMX)	NA	EPA 8270Cm	69	% Recovery			01-Oct-07	17-Oct-07	27221d-31049
2,4'-DDD	NA	EPA 8270Cm	ND	ng/dry g	1	5	01-Oct-07	17-Oct-07	27221d-31049
2,4'-DDE	NA	EPA 8270Cm	J 2.6	ng/dry g	1	5	01-Oct-07	17-Oct-07	27221d-31049
2,4'-DDT	NA	EPA 8270Cm	ND	ng/dry g	1	5	01-Oct-07	17-Oct-07	27221d-31049
4,4'-DDD	NA	EPA 8270Cm	ND	ng/dry g	1	5	01-Oct-07	17-Oct-07	27221d-31049
4,4'-DDE	NA	EPA 8270Cm	18.9	ng/dry g	1	5	01-Oct-07	17-Oct-07	27221d-31049
4,4'-DDT	NA	EPA 8270Cm	J 2.2	ng/dry g	1	5	01-Oct-07	17-Oct-07	27221d-31049
Aldrin	NA	EPA 8270Cm	ND	ng/dry g	1	5	01-Oct-07	17-Oct-07	27221d-31049
BHC-alpha	NA	EPA 8270Cm	ND	ng/dry g	1	5	01-Oct-07	17-Oct-07	27221d-31049
BHC-beta	NA	EPA 8270Cm	ND	ng/dry g	1	5	01-Oct-07	17-Oct-07	27221d-31049
BHC-delta	NA	EPA 8270Cm	ND	ng/dry g	1	5	01-Oct-07	17-Oct-07	27221d-31049
BHC-gamma	NA	EPA 8270Cm	ND	ng/dry g	1	5	01-Oct-07	17-Oct-07	27221d-31049
Chlordane-alpha	NA	EPA 8270Cm	ND	ng/dry g	1	5	01-Oct-07	17-Oct-07	27221d-31049
Chlordane-gamma	NA	EPA 8270Cm	ND	ng/dry g	1	5	01-Oct-07	17-Oct-07	27221d-31049
cis-Nonachlor	NA	EPA 8270Cm	ND	ng/dry g	1	5	01-Oct-07	17-Oct-07	27221d-31049
DCPA (Dacthal)	NA	EPA 8270Cm	ND	ng/dry g	5	10	01-Oct-07	17-Oct-07	27221d-31049
Dicofol	NA	EPA 8270Cm	J 1.8	ng/dry g	1	5	01-Oct-07	17-Oct-07	27221d-31049
Dieldrin	NA	EPA 8270Cm	ND	ng/dry g	1	5	01-Oct-07	17-Oct-07	27221d-31049
Endosulfan Sulfate	NA	EPA 8270Cm	ND	ng/dry g	1	5	01-Oct-07	17-Oct-07	27221d-31049
Endosulfan-I	NA	EPA 8270Cm	ND	ng/dry g	1	5	01-Oct-07	17-Oct-07	27221d-31049
Endosulfan-II	NA	EPA 8270Cm	ND	ng/dry g	1	5	01-Oct-07	17-Oct-07	27221d-31049
Endrin	NA	EPA 8270Cm	ND	ng/dry g	1	5	01-Oct-07	17-Oct-07	27221d-31049
Endrin Aldehyde	NA	EPA 8270Cm	ND	ng/dry g	1	5	01-Oct-07	17-Oct-07	27221d-31049

MDL= Method Detection Limit (CFR 40 Part 136); RL= Reporting Limit; J= Estimated Value below the RL and above the MDL; ND= Not Detected; NA= Not Applicable; MI = Matrix Interference

California ELAP Certificate # 2261
57292 R1

CRG Marine Laboratories, Inc.

2020 Del Amo Blvd., Suite 200, Torrance, CA 90501-1206 (310) 533-5190 FAX (310) 533-5003 crglabs@sbcglobal.net

Chlorinated Pesticides

Client: *Weston Solutions*

CRG Project ID: *27221d*

CRG ID#: 57292	Sample: D-3	TOP	Date Sampled: 19-Sep-07 10:10
Replicate #: R1	Description: LADPW MDR		Date Received: 19-Sep-07
DILUTION FACTOR: 1	Matrix: Sediment		

CONSTITUENT	FRACTION	METHOD	RESULT	UNITS	MDL	RL	DATE PROCESSED	DATE ANALYZED	BATCH ID
Endrin Ketone	NA	EPA 8270Cm	ND	ng/dry g	1	5	01-Oct-07	17-Oct-07	27221d-31049
Heptachlor	NA	EPA 8270Cm	ND	ng/dry g	1	5	01-Oct-07	17-Oct-07	27221d-31049
Heptachlor Epoxide	NA	EPA 8270Cm	ND	ng/dry g	1	5	01-Oct-07	17-Oct-07	27221d-31049
Methoxychlor	NA	EPA 8270Cm	ND	ng/dry g	1	5	01-Oct-07	17-Oct-07	27221d-31049
Mirex	NA	EPA 8270Cm	ND	ng/dry g	1	5	01-Oct-07	17-Oct-07	27221d-31049
Oxychlordanes	NA	EPA 8270Cm	ND	ng/dry g	1	5	01-Oct-07	17-Oct-07	27221d-31049
Perthane	NA	EPA 8270Cm	ND	ng/dry g	5	10	01-Oct-07	17-Oct-07	27221d-31049
Total Chlordane	NA	EPA 8270Cm		ng/dry g			01-Oct-07	17-Oct-07	27221d-31049
Total Detectable DDTs	NA	EPA 8270Cm	23.7	ng/dry g			01-Oct-07	17-Oct-07	27221d-31049
Toxaphene	NA	EPA 8270Cm	ND	ng/dry g	10	50	01-Oct-07	17-Oct-07	27221d-31049
trans-Nonachlor	NA	EPA 8270Cm	ND	ng/dry g	1	5	01-Oct-07	17-Oct-07	27221d-31049

MDL= Method Detection Limit (CFR 40 Part 136); RL= Reporting Limit; J= Estimated Value below the RL and above the MDL; ND= Not Detected; NA= Not Applicable; MI = Matrix Interference

California ELAP Certificate # 2261
57292 R1

CRG Marine Laboratories, Inc.

2020 Del Amo Blvd., Suite 200, Torrance, CA 90501-1206 (310) 533-5190 FAX (310) 533-5003 crglabs@sbcglobal.net

Chlorinated Pesticides

Client: *Weston Solutions*

CRG Project ID: *27221d*

CRG ID#: 57293	Sample: D-2	Location: BOTTOM	Date Sampled: 19-Sep-07 09:10
Replicate #: R1	Description: LADPW MDR		Date Received: 19-Sep-07
DILUTION FACTOR: 1	Matrix: Sediment		

CONSTITUENT	FRACTION	METHOD	RESULT	UNITS	MDL	RL	DATE PROCESSED	DATE ANALYZED	BATCH ID
(PCB030)	NA	EPA 8270Cm	70	% Recovery			01-Oct-07	17-Oct-07	27221d-31049
(PCB112)	NA	EPA 8270Cm	73	% Recovery			01-Oct-07	17-Oct-07	27221d-31049
(PCB198)	NA	EPA 8270Cm	73	% Recovery			01-Oct-07	17-Oct-07	27221d-31049
(TCMX)	NA	EPA 8270Cm	68	% Recovery			01-Oct-07	17-Oct-07	27221d-31049
2,4'-DDD	NA	EPA 8270Cm	J 1.1	ng/dry g	1	5	01-Oct-07	17-Oct-07	27221d-31049
2,4'-DDE	NA	EPA 8270Cm	ND	ng/dry g	1	5	01-Oct-07	17-Oct-07	27221d-31049
2,4'-DDT	NA	EPA 8270Cm	ND	ng/dry g	1	5	01-Oct-07	17-Oct-07	27221d-31049
4,4'-DDD	NA	EPA 8270Cm	J 3.4	ng/dry g	1	5	01-Oct-07	17-Oct-07	27221d-31049
4,4'-DDE	NA	EPA 8270Cm	9.3	ng/dry g	1	5	01-Oct-07	17-Oct-07	27221d-31049
4,4'-DDT	NA	EPA 8270Cm	J 3	ng/dry g	1	5	01-Oct-07	17-Oct-07	27221d-31049
Aldrin	NA	EPA 8270Cm	ND	ng/dry g	1	5	01-Oct-07	17-Oct-07	27221d-31049
BHC-alpha	NA	EPA 8270Cm	ND	ng/dry g	1	5	01-Oct-07	17-Oct-07	27221d-31049
BHC-beta	NA	EPA 8270Cm	ND	ng/dry g	1	5	01-Oct-07	17-Oct-07	27221d-31049
BHC-delta	NA	EPA 8270Cm	ND	ng/dry g	1	5	01-Oct-07	17-Oct-07	27221d-31049
BHC-gamma	NA	EPA 8270Cm	ND	ng/dry g	1	5	01-Oct-07	17-Oct-07	27221d-31049
Chlordane-alpha	NA	EPA 8270Cm	ND	ng/dry g	1	5	01-Oct-07	17-Oct-07	27221d-31049
Chlordane-gamma	NA	EPA 8270Cm	ND	ng/dry g	1	5	01-Oct-07	17-Oct-07	27221d-31049
cis-Nonachlor	NA	EPA 8270Cm	ND	ng/dry g	1	5	01-Oct-07	17-Oct-07	27221d-31049
DCPA (Dacthal)	NA	EPA 8270Cm	ND	ng/dry g	5	10	01-Oct-07	17-Oct-07	27221d-31049
Dicofol	NA	EPA 8270Cm	J 4.4	ng/dry g	1	5	01-Oct-07	17-Oct-07	27221d-31049
Dieldrin	NA	EPA 8270Cm	ND	ng/dry g	1	5	01-Oct-07	17-Oct-07	27221d-31049
Endosulfan Sulfate	NA	EPA 8270Cm	ND	ng/dry g	1	5	01-Oct-07	17-Oct-07	27221d-31049
Endosulfan-I	NA	EPA 8270Cm	ND	ng/dry g	1	5	01-Oct-07	17-Oct-07	27221d-31049
Endosulfan-II	NA	EPA 8270Cm	ND	ng/dry g	1	5	01-Oct-07	17-Oct-07	27221d-31049
Endrin	NA	EPA 8270Cm	ND	ng/dry g	1	5	01-Oct-07	17-Oct-07	27221d-31049
Endrin Aldehyde	NA	EPA 8270Cm	ND	ng/dry g	1	5	01-Oct-07	17-Oct-07	27221d-31049

MDL= Method Detection Limit (CFR 40 Part 136); RL= Reporting Limit; J= Estimated Value below the RL and above the MDL; ND= Not Detected; NA= Not Applicable; MI = Matrix Interference

California ELAP Certificate # 2261
57293 R1

CRG Marine Laboratories, Inc.

2020 Del Amo Blvd., Suite 200, Torrance, CA 90501-1206 (310) 533-5190 FAX (310) 533-5003 crglabs@sbcglobal.net

Chlorinated Pesticides

Client: *Weston Solutions*

CRG Project ID: *27221d*

CRG ID#: 57293	Sample: D-2	BOTTOM	Date Sampled: 19-Sep-07 09:10
Replicate #: R1	Description: LADPW MDR		Date Received: 19-Sep-07
DILUTION FACTOR: 1	Matrix: Sediment		

CONSTITUENT	FRACTION	METHOD	RESULT	UNITS	MDL	RL	DATE PROCESSED	DATE ANALYZED	BATCH ID
Endrin Ketone	NA	EPA 8270Cm	ND	ng/dry g	1	5	01-Oct-07	17-Oct-07	27221d-31049
Heptachlor	NA	EPA 8270Cm	ND	ng/dry g	1	5	01-Oct-07	17-Oct-07	27221d-31049
Heptachlor Epoxide	NA	EPA 8270Cm	ND	ng/dry g	1	5	01-Oct-07	17-Oct-07	27221d-31049
Methoxychlor	NA	EPA 8270Cm	ND	ng/dry g	1	5	01-Oct-07	17-Oct-07	27221d-31049
Mirex	NA	EPA 8270Cm	ND	ng/dry g	1	5	01-Oct-07	17-Oct-07	27221d-31049
Oxychlordan	NA	EPA 8270Cm	ND	ng/dry g	1	5	01-Oct-07	17-Oct-07	27221d-31049
Perthane	NA	EPA 8270Cm	ND	ng/dry g	5	10	01-Oct-07	17-Oct-07	27221d-31049
Total Chlordane	NA	EPA 8270Cm		ng/dry g			01-Oct-07	17-Oct-07	27221d-31049
Total Detectable DDTs	NA	EPA 8270Cm	16.8	ng/dry g			01-Oct-07	17-Oct-07	27221d-31049
Toxaphene	NA	EPA 8270Cm	ND	ng/dry g	10	50	01-Oct-07	17-Oct-07	27221d-31049
trans-Nonachlor	NA	EPA 8270Cm	ND	ng/dry g	1	5	01-Oct-07	17-Oct-07	27221d-31049

MDL= Method Detection Limit (CFR 40 Part 136); RL= Reporting Limit; J= Estimated Value below the RL and above the MDL; ND= Not Detected; NA= Not Applicable; MI = Matrix Interference

California ELAP Certificate # 2261
57293 R1

CRG Marine Laboratories, Inc.

2020 Del Amo Blvd., Suite 200, Torrance, CA 90501-1206 (310) 533-5190 FAX (310) 533-5003 crglabs@sbcglobal.net

Chlorinated Pesticides

Client: *Weston Solutions*

CRG Project ID: *27221d*

CRG ID#: 57293	Sample: D-2	Location: BOTTOM	Date Sampled: 19-Sep-07 09:10
Replicate #: R2	Description: LADPW MDR		Date Received: 19-Sep-07
DILUTION FACTOR: 1	Matrix: Sediment		

CONSTITUENT	FRACTION	METHOD	RESULT	UNITS	MDL	RL	DATE PROCESSED	DATE ANALYZED	BATCH ID
(PCB030)	NA	EPA 8270Cm	61	% Recovery			01-Oct-07	17-Oct-07	27221d-31049
(PCB112)	NA	EPA 8270Cm	68	% Recovery			01-Oct-07	17-Oct-07	27221d-31049
(PCB198)	NA	EPA 8270Cm	74	% Recovery			01-Oct-07	17-Oct-07	27221d-31049
(TCMX)	NA	EPA 8270Cm	59	% Recovery			01-Oct-07	17-Oct-07	27221d-31049
2,4'-DDD	NA	EPA 8270Cm	J 1.4	ng/dry g	1	5	01-Oct-07	17-Oct-07	27221d-31049
2,4'-DDE	NA	EPA 8270Cm	ND	ng/dry g	1	5	01-Oct-07	17-Oct-07	27221d-31049
2,4'-DDT	NA	EPA 8270Cm	ND	ng/dry g	1	5	01-Oct-07	17-Oct-07	27221d-31049
4,4'-DDD	NA	EPA 8270Cm	J 3.7	ng/dry g	1	5	01-Oct-07	17-Oct-07	27221d-31049
4,4'-DDE	NA	EPA 8270Cm	9.1	ng/dry g	1	5	01-Oct-07	17-Oct-07	27221d-31049
4,4'-DDT	NA	EPA 8270Cm	J 2.1	ng/dry g	1	5	01-Oct-07	17-Oct-07	27221d-31049
Aldrin	NA	EPA 8270Cm	ND	ng/dry g	1	5	01-Oct-07	17-Oct-07	27221d-31049
BHC-alpha	NA	EPA 8270Cm	ND	ng/dry g	1	5	01-Oct-07	17-Oct-07	27221d-31049
BHC-beta	NA	EPA 8270Cm	ND	ng/dry g	1	5	01-Oct-07	17-Oct-07	27221d-31049
BHC-delta	NA	EPA 8270Cm	ND	ng/dry g	1	5	01-Oct-07	17-Oct-07	27221d-31049
BHC-gamma	NA	EPA 8270Cm	ND	ng/dry g	1	5	01-Oct-07	17-Oct-07	27221d-31049
Chlordane-alpha	NA	EPA 8270Cm	ND	ng/dry g	1	5	01-Oct-07	17-Oct-07	27221d-31049
Chlordane-gamma	NA	EPA 8270Cm	ND	ng/dry g	1	5	01-Oct-07	17-Oct-07	27221d-31049
cis-Nonachlor	NA	EPA 8270Cm	ND	ng/dry g	1	5	01-Oct-07	17-Oct-07	27221d-31049
DCPA (Dacthal)	NA	EPA 8270Cm	ND	ng/dry g	5	10	01-Oct-07	17-Oct-07	27221d-31049
Dicofol	NA	EPA 8270Cm	5.8	ng/dry g	1	5	01-Oct-07	17-Oct-07	27221d-31049
Dieldrin	NA	EPA 8270Cm	ND	ng/dry g	1	5	01-Oct-07	17-Oct-07	27221d-31049
Endosulfan Sulfate	NA	EPA 8270Cm	ND	ng/dry g	1	5	01-Oct-07	17-Oct-07	27221d-31049
Endosulfan-I	NA	EPA 8270Cm	ND	ng/dry g	1	5	01-Oct-07	17-Oct-07	27221d-31049
Endosulfan-II	NA	EPA 8270Cm	ND	ng/dry g	1	5	01-Oct-07	17-Oct-07	27221d-31049
Endrin	NA	EPA 8270Cm	ND	ng/dry g	1	5	01-Oct-07	17-Oct-07	27221d-31049
Endrin Aldehyde	NA	EPA 8270Cm	ND	ng/dry g	1	5	01-Oct-07	17-Oct-07	27221d-31049

MDL= Method Detection Limit (CFR 40 Part 136); RL= Reporting Limit; J= Estimated Value below the RL and above the MDL; ND= Not Detected; NA= Not Applicable; MI = Matrix Interference

California ELAP Certificate # 2261
57293 R2

CRG Marine Laboratories, Inc.

2020 Del Amo Blvd., Suite 200, Torrance, CA 90501-1206 (310) 533-5190 FAX (310) 533-5003 crglabs@sbcglobal.net

Chlorinated Pesticides

Client: *Weston Solutions*

CRG Project ID: *27221d*

CRG ID#: 57293	Sample: D-2	Location: BOTTOM	Date Sampled: 19-Sep-07 09:10
Replicate #: R2	Description: LADPW MDR		Date Received: 19-Sep-07
DILUTION FACTOR: 1	Matrix: Sediment		

CONSTITUENT	FRACTION	METHOD	RESULT	UNITS	MDL	RL	DATE PROCESSED	DATE ANALYZED	BATCH ID
Endrin Ketone	NA	EPA 8270Cm	ND	ng/dry g	1	5	01-Oct-07	17-Oct-07	27221d-31049
Heptachlor	NA	EPA 8270Cm	ND	ng/dry g	1	5	01-Oct-07	17-Oct-07	27221d-31049
Heptachlor Epoxide	NA	EPA 8270Cm	ND	ng/dry g	1	5	01-Oct-07	17-Oct-07	27221d-31049
Methoxychlor	NA	EPA 8270Cm	ND	ng/dry g	1	5	01-Oct-07	17-Oct-07	27221d-31049
Mirex	NA	EPA 8270Cm	ND	ng/dry g	1	5	01-Oct-07	17-Oct-07	27221d-31049
Oxychlorane	NA	EPA 8270Cm	ND	ng/dry g	1	5	01-Oct-07	17-Oct-07	27221d-31049
Perthane	NA	EPA 8270Cm	ND	ng/dry g	5	10	01-Oct-07	17-Oct-07	27221d-31049
Total Chlordane	NA	EPA 8270Cm	ND	ng/dry g			01-Oct-07	17-Oct-07	27221d-31049
Total Detectable DDTs	NA	EPA 8270Cm	16.3	ng/dry g			01-Oct-07	17-Oct-07	27221d-31049
Toxaphene	NA	EPA 8270Cm	ND	ng/dry g	10	50	01-Oct-07	17-Oct-07	27221d-31049
trans-Nonachlor	NA	EPA 8270Cm	ND	ng/dry g	1	5	01-Oct-07	17-Oct-07	27221d-31049

MDL= Method Detection Limit (CFR 40 Part 136); RL= Reporting Limit; J= Estimated Value below the RL and above the MDL; ND= Not Detected; NA= Not Applicable; MI = Matrix Interference

California ELAP Certificate # 2261
57293 R2

AROCLOR-BASED PCB RESULTS

CRG Marine Laboratories, Inc.

2020 Del Amo Blvd., Suite 200, Torrance, CA 90501-1206 (310) 533-5190 FAX (310) 533-5003 crglabs@sbcglobal.net

Aroclor PCBs

Client: *Weston Solutions*

CRG Project ID: *27221d*

CRG ID#: 57274

Sample: MC-3

BOTTOM

Date Sampled: 17-Sep-07 14:00

Replicate #: R1

Description: LADPW MDR

Date Received: 19-Sep-07

DILUTION FACTOR: 1

Matrix: Sediment

CONSTITUENT	FRACTION	METHOD	RESULT	UNITS	MDL	RL	DATE PROCESSED	DATE ANALYZED	BATCH ID
Aroclor 1016	NA	EPA 8270Cm	ND	ng/dry g	10	20	01-Oct-07	17-Oct-07	27221d-31049
Aroclor 1221	NA	EPA 8270Cm	ND	ng/dry g	10	20	01-Oct-07	17-Oct-07	27221d-31049
Aroclor 1232	NA	EPA 8270Cm	ND	ng/dry g	10	20	01-Oct-07	17-Oct-07	27221d-31049
Aroclor 1242	NA	EPA 8270Cm	ND	ng/dry g	10	20	01-Oct-07	17-Oct-07	27221d-31049
Aroclor 1248	NA	EPA 8270Cm	ND	ng/dry g	10	20	01-Oct-07	17-Oct-07	27221d-31049
Aroclor 1254	NA	EPA 8270Cm	ND	ng/dry g	10	20	01-Oct-07	17-Oct-07	27221d-31049
Aroclor 1260	NA	EPA 8270Cm	ND	ng/dry g	10	20	01-Oct-07	17-Oct-07	27221d-31049

MDL= Method Detection Limit (CFR 40 Part 136); RL= Reporting Limit; J= Estimated Value below the RL and above the MDL; ND= Not Detected; NA= Not Applicable; MI = Matrix Interference

California ELAP Certificate # 2261

57274 R1

CRG Marine Laboratories, Inc.

2020 Del Amo Blvd., Suite 200, Torrance, CA 90501-1206 (310) 533-5190 FAX (310) 533-5003 crglabs@sbcglobal.net

Aroclor PCBs

Client: *Weston Solutions*

CRG Project ID: *27221d*

CRG ID#: 57275

Sample: MC-3 TOP

Date Sampled: 17-Sep-07 14:00

Replicate #: R1

Description: LADPW MDR

Date Received: 19-Sep-07

DILUTION FACTOR: 1

Matrix: Sediment

CONSTITUENT	FRACTION	METHOD	RESULT	UNITS	MDL	RL	DATE PROCESSED	DATE ANALYZED	BATCH ID
Aroclor 1016	NA	EPA 8270Cm	ND	ng/dry g	10	20	01-Oct-07	17-Oct-07	27221d-31049
Aroclor 1221	NA	EPA 8270Cm	ND	ng/dry g	10	20	01-Oct-07	17-Oct-07	27221d-31049
Aroclor 1232	NA	EPA 8270Cm	ND	ng/dry g	10	20	01-Oct-07	17-Oct-07	27221d-31049
Aroclor 1242	NA	EPA 8270Cm	ND	ng/dry g	10	20	01-Oct-07	17-Oct-07	27221d-31049
Aroclor 1248	NA	EPA 8270Cm	ND	ng/dry g	10	20	01-Oct-07	17-Oct-07	27221d-31049
Aroclor 1254	NA	EPA 8270Cm	J 16.8	ng/dry g	10	20	01-Oct-07	17-Oct-07	27221d-31049
Aroclor 1260	NA	EPA 8270Cm	ND	ng/dry g	10	20	01-Oct-07	17-Oct-07	27221d-31049

MDL= Method Detection Limit (CFR 40 Part 136); RL= Reporting Limit; J= Estimated Value below the RL and above the MDL; ND= Not Detected; NA= Not Applicable; MI = Matrix Interference

California ELAP Certificate # 2261
57275 R1

CRG Marine Laboratories, Inc.

2020 Del Amo Blvd., Suite 200, Torrance, CA 90501-1206 (310) 533-5190 FAX (310) 533-5003 crglabs@sbcglobal.net

Aroclor PCBs

Client: *Weston Solutions*

CRG Project ID: *27221d*

CRG ID#: 57276

Sample: MC-2

BOTTOM

Date Sampled: 17-Sep-07 17:00

Replicate #: R1

Description: LADPW MDR

Date Received: 19-Sep-07

DILUTION FACTOR: 1

Matrix: Sediment

CONSTITUENT	FRACTION	METHOD	RESULT	UNITS	MDL	RL	DATE PROCESSED	DATE ANALYZED	BATCH ID
Aroclor 1016	NA	EPA 8270Cm	ND	ng/dry g	10	20	01-Oct-07	17-Oct-07	27221d-31049
Aroclor 1221	NA	EPA 8270Cm	ND	ng/dry g	10	20	01-Oct-07	17-Oct-07	27221d-31049
Aroclor 1232	NA	EPA 8270Cm	ND	ng/dry g	10	20	01-Oct-07	17-Oct-07	27221d-31049
Aroclor 1242	NA	EPA 8270Cm	ND	ng/dry g	10	20	01-Oct-07	17-Oct-07	27221d-31049
Aroclor 1248	NA	EPA 8270Cm	ND	ng/dry g	10	20	01-Oct-07	17-Oct-07	27221d-31049
Aroclor 1254	NA	EPA 8270Cm	ND	ng/dry g	10	20	01-Oct-07	17-Oct-07	27221d-31049
Aroclor 1260	NA	EPA 8270Cm	ND	ng/dry g	10	20	01-Oct-07	17-Oct-07	27221d-31049

MDL= Method Detection Limit (CFR 40 Part 136); RL= Reporting Limit; J= Estimated Value below the RL and above the MDL; ND= Not Detected; NA= Not Applicable; MI = Matrix Interference

California ELAP Certificate # 2261

57276 R1

CRG Marine Laboratories, Inc.

2020 Del Amo Blvd., Suite 200, Torrance, CA 90501-1206 (310) 533-5190 FAX (310) 533-5003 crglabs@sbcglobal.net

Aroclor PCBs

Client: *Weston Solutions*

CRG Project ID: *27221d*

CRG ID#: 57277

Sample: E-4 BOTTOM

Date Sampled: 18-Sep-07 17:00

Replicate #: R1

Description: LADPW MDR

Date Received: 19-Sep-07

DILUTION FACTOR: 1

Matrix: Sediment

CONSTITUENT	FRACTION	METHOD	RESULT	UNITS	MDL	RL	DATE PROCESSED	DATE ANALYZED	BATCH ID
Aroclor 1016	NA	EPA 8270Cm	ND	ng/dry g	10	20	01-Oct-07	17-Oct-07	27221d-31049
Aroclor 1221	NA	EPA 8270Cm	ND	ng/dry g	10	20	01-Oct-07	17-Oct-07	27221d-31049
Aroclor 1232	NA	EPA 8270Cm	ND	ng/dry g	10	20	01-Oct-07	17-Oct-07	27221d-31049
Aroclor 1242	NA	EPA 8270Cm	J 16.5	ng/dry g	10	20	01-Oct-07	17-Oct-07	27221d-31049
Aroclor 1248	NA	EPA 8270Cm	ND	ng/dry g	10	20	01-Oct-07	17-Oct-07	27221d-31049
Aroclor 1254	NA	EPA 8270Cm	ND	ng/dry g	10	20	01-Oct-07	17-Oct-07	27221d-31049
Aroclor 1260	NA	EPA 8270Cm	ND	ng/dry g	10	20	01-Oct-07	17-Oct-07	27221d-31049

MDL= Method Detection Limit (CFR 40 Part 136); RL= Reporting Limit; J= Estimated Value below the RL and above the MDL; ND= Not Detected; NA= Not Applicable; MI = Matrix Interference

California ELAP Certificate # 2261
57277 R1

CRG Marine Laboratories, Inc.

2020 Del Amo Blvd., Suite 200, Torrance, CA 90501-1206 (310) 533-5190 FAX (310) 533-5003 crglabs@sbcglobal.net

Aroclor PCBs

Client: *Weston Solutions*

CRG Project ID: *27221d*

CRG ID#: 57278

Sample: E-4 TOP

Date Sampled: 18-Sep-07 17:00

Replicate #: R1

Description: LADPW MDR

Date Received: 19-Sep-07

DILUTION FACTOR: 1

Matrix: Sediment

CONSTITUENT	FRACTION	METHOD	RESULT	UNITS	MDL	RL	DATE PROCESSED	DATE ANALYZED	BATCH ID
Aroclor 1016	NA	EPA 8270Cm	ND	ng/dry g	10	20	01-Oct-07	17-Oct-07	27221d-31049
Aroclor 1221	NA	EPA 8270Cm	ND	ng/dry g	10	20	01-Oct-07	17-Oct-07	27221d-31049
Aroclor 1232	NA	EPA 8270Cm	ND	ng/dry g	10	20	01-Oct-07	17-Oct-07	27221d-31049
Aroclor 1242	NA	EPA 8270Cm	ND	ng/dry g	10	20	01-Oct-07	17-Oct-07	27221d-31049
Aroclor 1248	NA	EPA 8270Cm	ND	ng/dry g	10	20	01-Oct-07	17-Oct-07	27221d-31049
Aroclor 1254	NA	EPA 8270Cm	ND	ng/dry g	10	20	01-Oct-07	17-Oct-07	27221d-31049
Aroclor 1260	NA	EPA 8270Cm	ND	ng/dry g	10	20	01-Oct-07	17-Oct-07	27221d-31049

MDL= Method Detection Limit (CFR 40 Part 136); RL= Reporting Limit; J= Estimated Value below the RL and above the MDL; ND= Not Detected; NA= Not Applicable; MI = Matrix Interference

California ELAP Certificate # 2261
57278 R1

CRG Marine Laboratories, Inc.

2020 Del Amo Blvd., Suite 200, Torrance, CA 90501-1206 (310) 533-5190 FAX (310) 533-5003 crglabs@sbcglobal.net

Aroclor PCBs

Client: *Weston Solutions*

CRG Project ID: *27221d*

CRG ID#: 57279

Sample: E-2

BOTTOM

Date Sampled: 18-Sep-07 14:45

Replicate #: R1

Description: LADPW MDR

Date Received: 19-Sep-07

DILUTION FACTOR: 1

Matrix: Sediment

CONSTITUENT	FRACTION	METHOD	RESULT	UNITS	MDL	RL	DATE PROCESSED	DATE ANALYZED	BATCH ID
Aroclor 1016	NA	EPA 8270Cm	ND	ng/dry g	10	20	01-Oct-07	17-Oct-07	27221d-31049
Aroclor 1221	NA	EPA 8270Cm	ND	ng/dry g	10	20	01-Oct-07	17-Oct-07	27221d-31049
Aroclor 1232	NA	EPA 8270Cm	ND	ng/dry g	10	20	01-Oct-07	17-Oct-07	27221d-31049
Aroclor 1242	NA	EPA 8270Cm	ND	ng/dry g	10	20	01-Oct-07	17-Oct-07	27221d-31049
Aroclor 1248	NA	EPA 8270Cm	ND	ng/dry g	10	20	01-Oct-07	17-Oct-07	27221d-31049
Aroclor 1254	NA	EPA 8270Cm	ND	ng/dry g	10	20	01-Oct-07	17-Oct-07	27221d-31049
Aroclor 1260	NA	EPA 8270Cm	ND	ng/dry g	10	20	01-Oct-07	17-Oct-07	27221d-31049

MDL= Method Detection Limit (CFR 40 Part 136); RL= Reporting Limit; J= Estimated Value below the RL and above the MDL; ND= Not Detected; NA= Not Applicable; MI = Matrix Interference

California ELAP Certificate # 2261

57279 R1

CRG Marine Laboratories, Inc.

2020 Del Amo Blvd., Suite 200, Torrance, CA 90501-1206 (310) 533-5190 FAX (310) 533-5003 crglabs@sbcglobal.net

Aroclor PCBs

Client: *Weston Solutions*

CRG Project ID: *27221d*

CRG ID#: 57280

Sample: MC-5

BOTTOM

Date Sampled: 18-Sep-07 08:15

Replicate #: R1

Description: LADPW MDR

Date Received: 19-Sep-07

DILUTION FACTOR: 1

Matrix: Sediment

CONSTITUENT	FRACTION	METHOD	RESULT	UNITS	MDL	RL	DATE PROCESSED	DATE ANALYZED	BATCH ID
Aroclor 1016	NA	EPA 8270Cm	ND	ng/dry g	10	20	01-Oct-07	17-Oct-07	27221d-31049
Aroclor 1221	NA	EPA 8270Cm	ND	ng/dry g	10	20	01-Oct-07	17-Oct-07	27221d-31049
Aroclor 1232	NA	EPA 8270Cm	ND	ng/dry g	10	20	01-Oct-07	17-Oct-07	27221d-31049
Aroclor 1242	NA	EPA 8270Cm	J 12	ng/dry g	10	20	01-Oct-07	17-Oct-07	27221d-31049
Aroclor 1248	NA	EPA 8270Cm	ND	ng/dry g	10	20	01-Oct-07	17-Oct-07	27221d-31049
Aroclor 1254	NA	EPA 8270Cm	33	ng/dry g	10	20	01-Oct-07	17-Oct-07	27221d-31049
Aroclor 1260	NA	EPA 8270Cm	ND	ng/dry g	10	20	01-Oct-07	17-Oct-07	27221d-31049

MDL= Method Detection Limit (CFR 40 Part 136); RL= Reporting Limit; J= Estimated Value below the RL and above the MDL; ND= Not Detected; NA= Not Applicable; MI = Matrix Interference

California ELAP Certificate # 2261
57280 R1

CRG Marine Laboratories, Inc.

2020 Del Amo Blvd., Suite 200, Torrance, CA 90501-1206 (310) 533-5190 FAX (310) 533-5003 crglabs@sbcglobal.net

Aroclor PCBs

Client: *Weston Solutions*

CRG Project ID: *27221d*

CRG ID#: 57281

Sample: MC-2 TOP

Date Sampled: 17-Sep-07 17:00

Replicate #: R1

Description: LADPW MDR

Date Received: 19-Sep-07

DILUTION FACTOR: 1

Matrix: Sediment

CONSTITUENT	FRACTION	METHOD	RESULT	UNITS	MDL	RL	DATE PROCESSED	DATE ANALYZED	BATCH ID
Aroclor 1016	NA	EPA 8270Cm	ND	ng/dry g	10	20	01-Oct-07	17-Oct-07	27221d-31049
Aroclor 1221	NA	EPA 8270Cm	ND	ng/dry g	10	20	01-Oct-07	17-Oct-07	27221d-31049
Aroclor 1232	NA	EPA 8270Cm	ND	ng/dry g	10	20	01-Oct-07	17-Oct-07	27221d-31049
Aroclor 1242	NA	EPA 8270Cm	ND	ng/dry g	10	20	01-Oct-07	17-Oct-07	27221d-31049
Aroclor 1248	NA	EPA 8270Cm	ND	ng/dry g	10	20	01-Oct-07	17-Oct-07	27221d-31049
Aroclor 1254	NA	EPA 8270Cm	J 10.4	ng/dry g	10	20	01-Oct-07	17-Oct-07	27221d-31049
Aroclor 1260	NA	EPA 8270Cm	ND	ng/dry g	10	20	01-Oct-07	17-Oct-07	27221d-31049

MDL= Method Detection Limit (CFR 40 Part 136); RL= Reporting Limit; J= Estimated Value below the RL and above the MDL; ND= Not Detected; NA= Not Applicable; MI = Matrix Interference

California ELAP Certificate # 2261
57281 R1

CRG Marine Laboratories, Inc.

2020 Del Amo Blvd., Suite 200, Torrance, CA 90501-1206 (310) 533-5190 FAX (310) 533-5003 crglabs@sbcglobal.net

Aroclor PCBs

Client: *Weston Solutions*

CRG Project ID: *27221d*

CRG ID#: 57282

Sample: MC-4

TOP

Date Sampled: 17-Sep-07 15:30

Replicate #: R1

Description: LADPW MDR

Date Received: 19-Sep-07

DILUTION FACTOR: 1

Matrix: Sediment

CONSTITUENT	FRACTION	METHOD	RESULT	UNITS	MDL	RL	DATE PROCESSED	DATE ANALYZED	BATCH ID
Aroclor 1016	NA	EPA 8270Cm	ND	ng/dry g	10	20	01-Oct-07	17-Oct-07	27221d-31049
Aroclor 1221	NA	EPA 8270Cm	ND	ng/dry g	10	20	01-Oct-07	17-Oct-07	27221d-31049
Aroclor 1232	NA	EPA 8270Cm	ND	ng/dry g	10	20	01-Oct-07	17-Oct-07	27221d-31049
Aroclor 1242	NA	EPA 8270Cm	ND	ng/dry g	10	20	01-Oct-07	17-Oct-07	27221d-31049
Aroclor 1248	NA	EPA 8270Cm	ND	ng/dry g	10	20	01-Oct-07	17-Oct-07	27221d-31049
Aroclor 1254	NA	EPA 8270Cm	ND	ng/dry g	10	20	01-Oct-07	17-Oct-07	27221d-31049
Aroclor 1260	NA	EPA 8270Cm	ND	ng/dry g	10	20	01-Oct-07	17-Oct-07	27221d-31049

MDL= Method Detection Limit (CFR 40 Part 136); RL= Reporting Limit; J= Estimated Value below the RL and above the MDL; ND= Not Detected; NA= Not Applicable; MI = Matrix Interference

California ELAP Certificate # 2261
57282 R1

CRG Marine Laboratories, Inc.

2020 Del Amo Blvd., Suite 200, Torrance, CA 90501-1206 (310) 533-5190 FAX (310) 533-5003 crglabs@sbcglobal.net

Aroclor PCBs

Client: *Weston Solutions*

CRG Project ID: *27221d*

CRG ID#: 57283

Sample: MC-5 TOP

Date Sampled: 18-Sep-07 08:15

Replicate #: R1

Description: LADPW MDR

Date Received: 19-Sep-07

DILUTION FACTOR: 1

Matrix: Sediment

CONSTITUENT	FRACTION	METHOD	RESULT	UNITS	MDL	RL	DATE PROCESSED	DATE ANALYZED	BATCH ID
Aroclor 1016	NA	EPA 8270Cm	ND	ng/dry g	10	20	01-Oct-07	17-Oct-07	27221d-31049
Aroclor 1221	NA	EPA 8270Cm	ND	ng/dry g	10	20	01-Oct-07	17-Oct-07	27221d-31049
Aroclor 1232	NA	EPA 8270Cm	ND	ng/dry g	10	20	01-Oct-07	17-Oct-07	27221d-31049
Aroclor 1242	NA	EPA 8270Cm	J 11.7	ng/dry g	10	20	01-Oct-07	17-Oct-07	27221d-31049
Aroclor 1248	NA	EPA 8270Cm	ND	ng/dry g	10	20	01-Oct-07	17-Oct-07	27221d-31049
Aroclor 1254	NA	EPA 8270Cm	20.4	ng/dry g	10	20	01-Oct-07	17-Oct-07	27221d-31049
Aroclor 1260	NA	EPA 8270Cm	ND	ng/dry g	10	20	01-Oct-07	17-Oct-07	27221d-31049

MDL= Method Detection Limit (CFR 40 Part 136); RL= Reporting Limit; J= Estimated Value below the RL and above the MDL; ND= Not Detected; NA= Not Applicable; MI = Matrix Interference

California ELAP Certificate # 2261
57283 R1

CRG Marine Laboratories, Inc.

2020 Del Amo Blvd., Suite 200, Torrance, CA 90501-1206 (310) 533-5190 FAX (310) 533-5003 crglabs@sbcglobal.net

Aroclor PCBs

Client: *Weston Solutions*

CRG Project ID: *27221d*

CRG ID#: 57284

Sample: MC-4

BOTTOM

Date Sampled: 17-Sep-07 05:30

Replicate #: R1

Description: LADPW MDR

Date Received: 19-Sep-07

DILUTION FACTOR: 1

Matrix: Sediment

CONSTITUENT	FRACTION	METHOD	RESULT	UNITS	MDL	RL	DATE PROCESSED	DATE ANALYZED	BATCH ID
Aroclor 1016	NA	EPA 8270Cm	ND	ng/dry g	10	20	01-Oct-07	17-Oct-07	27221d-31049
Aroclor 1221	NA	EPA 8270Cm	ND	ng/dry g	10	20	01-Oct-07	17-Oct-07	27221d-31049
Aroclor 1232	NA	EPA 8270Cm	ND	ng/dry g	10	20	01-Oct-07	17-Oct-07	27221d-31049
Aroclor 1242	NA	EPA 8270Cm	ND	ng/dry g	10	20	01-Oct-07	17-Oct-07	27221d-31049
Aroclor 1248	NA	EPA 8270Cm	ND	ng/dry g	10	20	01-Oct-07	17-Oct-07	27221d-31049
Aroclor 1254	NA	EPA 8270Cm	ND	ng/dry g	10	20	01-Oct-07	17-Oct-07	27221d-31049
Aroclor 1260	NA	EPA 8270Cm	ND	ng/dry g	10	20	01-Oct-07	17-Oct-07	27221d-31049

MDL= Method Detection Limit (CFR 40 Part 136); RL= Reporting Limit; J= Estimated Value below the RL and above the MDL; ND= Not Detected; NA= Not Applicable; MI = Matrix Interference

California ELAP Certificate # 2261

57284

R1

CRG Marine Laboratories, Inc.

2020 Del Amo Blvd., Suite 200, Torrance, CA 90501-1206 (310) 533-5190 FAX (310) 533-5003 crglabs@sbcglobal.net

Aroclor PCBs

Client: *Weston Solutions*

CRG Project ID: *27221d*

CRG ID#: 57285

Sample: F-1 BOTTOM

Date Sampled: 18-Sep-07 11:20

Replicate #: R1

Description: LADPW MDR

Date Received: 19-Sep-07

DILUTION FACTOR: 1

Matrix: Sediment

CONSTITUENT	FRACTION	METHOD	RESULT	UNITS	MDL	RL	DATE PROCESSED	DATE ANALYZED	BATCH ID
Aroclor 1016	NA	EPA 8270Cm	ND	ng/dry g	10	20	01-Oct-07	17-Oct-07	27221d-31049
Aroclor 1221	NA	EPA 8270Cm	ND	ng/dry g	10	20	01-Oct-07	17-Oct-07	27221d-31049
Aroclor 1232	NA	EPA 8270Cm	ND	ng/dry g	10	20	01-Oct-07	17-Oct-07	27221d-31049
Aroclor 1242	NA	EPA 8270Cm	ND	ng/dry g	10	20	01-Oct-07	17-Oct-07	27221d-31049
Aroclor 1248	NA	EPA 8270Cm	ND	ng/dry g	10	20	01-Oct-07	17-Oct-07	27221d-31049
Aroclor 1254	NA	EPA 8270Cm	ND	ng/dry g	10	20	01-Oct-07	17-Oct-07	27221d-31049
Aroclor 1260	NA	EPA 8270Cm	ND	ng/dry g	10	20	01-Oct-07	17-Oct-07	27221d-31049

MDL= Method Detection Limit (CFR 40 Part 136); RL= Reporting Limit; J= Estimated Value below the RL and above the MDL; ND= Not Detected; NA= Not Applicable; MI = Matrix Interference

California ELAP Certificate # 2261
57285 R1

CRG Marine Laboratories, Inc.

2020 Del Amo Blvd., Suite 200, Torrance, CA 90501-1206 (310) 533-5190 FAX (310) 533-5003 crglabs@sbcglobal.net

Aroclor PCBs

Client: *Weston Solutions*

CRG Project ID: *27221d*

CRG ID#: 57286

Sample: E-3 BOTTOM

Date Sampled: 18-Sep-07 16:00

Replicate #: R1

Description: LADPW MDR

Date Received: 19-Sep-07

DILUTION FACTOR: 1

Matrix: Sediment

CONSTITUENT	FRACTION	METHOD	RESULT	UNITS	MDL	RL	DATE PROCESSED	DATE ANALYZED	BATCH ID
Aroclor 1016	NA	EPA 8270Cm	ND	ng/dry g	10	20	01-Oct-07	17-Oct-07	27221d-31049
Aroclor 1221	NA	EPA 8270Cm	ND	ng/dry g	10	20	01-Oct-07	17-Oct-07	27221d-31049
Aroclor 1232	NA	EPA 8270Cm	ND	ng/dry g	10	20	01-Oct-07	17-Oct-07	27221d-31049
Aroclor 1242	NA	EPA 8270Cm	ND	ng/dry g	10	20	01-Oct-07	17-Oct-07	27221d-31049
Aroclor 1248	NA	EPA 8270Cm	ND	ng/dry g	10	20	01-Oct-07	17-Oct-07	27221d-31049
Aroclor 1254	NA	EPA 8270Cm	ND	ng/dry g	10	20	01-Oct-07	17-Oct-07	27221d-31049
Aroclor 1260	NA	EPA 8270Cm	ND	ng/dry g	10	20	01-Oct-07	17-Oct-07	27221d-31049

MDL= Method Detection Limit (CFR 40 Part 136); RL= Reporting Limit; J= Estimated Value below the RL and above the MDL; ND= Not Detected; NA= Not Applicable; MI = Matrix Interference

California ELAP Certificate # 2261
57286 R1

CRG Marine Laboratories, Inc.

2020 Del Amo Blvd., Suite 200, Torrance, CA 90501-1206 (310) 533-5190 FAX (310) 533-5003 crglabs@sbcglobal.net

Aroclor PCBs

Client: *Weston Solutions*

CRG Project ID: *27221d*

CRG ID#: 57287

Sample: D-1 BOTTOM

Date Sampled: 19-Sep-07 08:15

Replicate #: R1

Description: LADPW MDR

Date Received: 19-Sep-07

DILUTION FACTOR: 1

Matrix: Sediment

CONSTITUENT	FRACTION	METHOD	RESULT	UNITS	MDL	RL	DATE PROCESSED	DATE ANALYZED	BATCH ID
Aroclor 1016	NA	EPA 8270Cm	ND	ng/dry g	10	20	01-Oct-07	17-Oct-07	27221d-31049
Aroclor 1221	NA	EPA 8270Cm	ND	ng/dry g	10	20	01-Oct-07	17-Oct-07	27221d-31049
Aroclor 1232	NA	EPA 8270Cm	ND	ng/dry g	10	20	01-Oct-07	17-Oct-07	27221d-31049
Aroclor 1242	NA	EPA 8270Cm	ND	ng/dry g	10	20	01-Oct-07	17-Oct-07	27221d-31049
Aroclor 1248	NA	EPA 8270Cm	ND	ng/dry g	10	20	01-Oct-07	17-Oct-07	27221d-31049
Aroclor 1254	NA	EPA 8270Cm	ND	ng/dry g	10	20	01-Oct-07	17-Oct-07	27221d-31049
Aroclor 1260	NA	EPA 8270Cm	ND	ng/dry g	10	20	01-Oct-07	17-Oct-07	27221d-31049

MDL= Method Detection Limit (CFR 40 Part 136); RL= Reporting Limit; J= Estimated Value below the RL and above the MDL; ND= Not Detected; NA= Not Applicable; MI = Matrix Interference

California ELAP Certificate # 2261
57287 R1

CRG Marine Laboratories, Inc.

2020 Del Amo Blvd., Suite 200, Torrance, CA 90501-1206 (310) 533-5190 FAX (310) 533-5003 crglabs@sbcglobal.net

Aroclor PCBs

Client: *Weston Solutions*

CRG Project ID: *27221d*

CRG ID#: 57288	Sample: D-1	TOP	Date Sampled: 19-Sep-07 08:15
Replicate #: R1	Description: LADPW MDR		Date Received: 19-Sep-07
DILUTION FACTOR: 1	Matrix: Sediment		

CONSTITUENT	FRACTION	METHOD	RESULT	UNITS	MDL	RL	DATE PROCESSED	DATE ANALYZED	BATCH ID
Aroclor 1016	NA	EPA 8270Cm	ND	ng/dry g	10	20	01-Oct-07	17-Oct-07	27221d-31049
Aroclor 1221	NA	EPA 8270Cm	ND	ng/dry g	10	20	01-Oct-07	17-Oct-07	27221d-31049
Aroclor 1232	NA	EPA 8270Cm	ND	ng/dry g	10	20	01-Oct-07	17-Oct-07	27221d-31049
Aroclor 1242	NA	EPA 8270Cm	ND	ng/dry g	10	20	01-Oct-07	17-Oct-07	27221d-31049
Aroclor 1248	NA	EPA 8270Cm	ND	ng/dry g	10	20	01-Oct-07	17-Oct-07	27221d-31049
Aroclor 1254	NA	EPA 8270Cm	23.9	ng/dry g	10	20	01-Oct-07	17-Oct-07	27221d-31049
Aroclor 1260	NA	EPA 8270Cm	ND	ng/dry g	10	20	01-Oct-07	17-Oct-07	27221d-31049

MDL= Method Detection Limit (CFR 40 Part 136); RL= Reporting Limit; J= Estimated Value below the RL and above the MDL; ND= Not Detected; NA= Not Applicable; MI = Matrix Interference

California ELAP Certificate # 2261
57288 R1

CRG Marine Laboratories, Inc.

2020 Del Amo Blvd., Suite 200, Torrance, CA 90501-1206 (310) 533-5190 FAX (310) 533-5003 crglabs@sbcglobal.net

Aroclor PCBs

Client: *Weston Solutions*

CRG Project ID: *27221d*

CRG ID#: 57289

Sample: C-2 BOTTOM

Date Sampled: 19-Sep-07 13:20

Replicate #: R1

Description: LADPW MDR

Date Received: 19-Sep-07

DILUTION FACTOR: 1

Matrix: Sediment

CONSTITUENT	FRACTION	METHOD	RESULT	UNITS	MDL	RL	DATE PROCESSED	DATE ANALYZED	BATCH ID
Aroclor 1016	NA	EPA 8270Cm	ND	ng/dry g	10	20	01-Oct-07	17-Oct-07	27221d-31049
Aroclor 1221	NA	EPA 8270Cm	ND	ng/dry g	10	20	01-Oct-07	17-Oct-07	27221d-31049
Aroclor 1232	NA	EPA 8270Cm	ND	ng/dry g	10	20	01-Oct-07	17-Oct-07	27221d-31049
Aroclor 1242	NA	EPA 8270Cm	ND	ng/dry g	10	20	01-Oct-07	17-Oct-07	27221d-31049
Aroclor 1248	NA	EPA 8270Cm	ND	ng/dry g	10	20	01-Oct-07	17-Oct-07	27221d-31049
Aroclor 1254	NA	EPA 8270Cm	ND	ng/dry g	10	20	01-Oct-07	17-Oct-07	27221d-31049
Aroclor 1260	NA	EPA 8270Cm	ND	ng/dry g	10	20	01-Oct-07	17-Oct-07	27221d-31049

MDL= Method Detection Limit (CFR 40 Part 136); RL= Reporting Limit; J= Estimated Value below the RL and above the MDL; ND= Not Detected; NA= Not Applicable; MI = Matrix Interference

California ELAP Certificate # 2261
57289 R1

CRG Marine Laboratories, Inc.

2020 Del Amo Blvd., Suite 200, Torrance, CA 90501-1206 (310) 533-5190 FAX (310) 533-5003 crglabs@sbcglobal.net

Aroclor PCBs

Client: *Weston Solutions*

CRG Project ID: *27221d*

CRG ID#: 57290

Sample: D-3 BOTTOM

Date Sampled: 19-Sep-07 10:10

Replicate #: R1

Description: LADPW MDR

Date Received: 19-Sep-07

DILUTION FACTOR: 1

Matrix: Sediment

CONSTITUENT	FRACTION	METHOD	RESULT	UNITS	MDL	RL	DATE PROCESSED	DATE ANALYZED	BATCH ID
Aroclor 1016	NA	EPA 8270Cm	ND	ng/dry g	10	20	01-Oct-07	17-Oct-07	27221d-31049
Aroclor 1221	NA	EPA 8270Cm	ND	ng/dry g	10	20	01-Oct-07	17-Oct-07	27221d-31049
Aroclor 1232	NA	EPA 8270Cm	ND	ng/dry g	10	20	01-Oct-07	17-Oct-07	27221d-31049
Aroclor 1242	NA	EPA 8270Cm	ND	ng/dry g	10	20	01-Oct-07	17-Oct-07	27221d-31049
Aroclor 1248	NA	EPA 8270Cm	ND	ng/dry g	10	20	01-Oct-07	17-Oct-07	27221d-31049
Aroclor 1254	NA	EPA 8270Cm	ND	ng/dry g	10	20	01-Oct-07	17-Oct-07	27221d-31049
Aroclor 1260	NA	EPA 8270Cm	ND	ng/dry g	10	20	01-Oct-07	17-Oct-07	27221d-31049

MDL= Method Detection Limit (CFR 40 Part 136); RL= Reporting Limit; J= Estimated Value below the RL and above the MDL; ND= Not Detected; NA= Not Applicable; MI = Matrix Interference

California ELAP Certificate # 2261
57290 R1

CRG Marine Laboratories, Inc.

2020 Del Amo Blvd., Suite 200, Torrance, CA 90501-1206 (310) 533-5190 FAX (310) 533-5003 crglabs@sbcglobal.net

Aroclor PCBs

Client: *Weston Solutions*

CRG Project ID: *27221d*

CRG ID#: 57291	Sample: C-2	TOP	Date Sampled: 19-Sep-07 13:20
Replicate #: R1	Description: LADPW MDR		Date Received: 19-Sep-07
DILUTION FACTOR: 1	Matrix: Sediment		

CONSTITUENT	FRACTION	METHOD	RESULT	UNITS	MDL	RL	DATE PROCESSED	DATE ANALYZED	BATCH ID
Aroclor 1016	NA	EPA 8270Cm	ND	ng/dry g	10	20	01-Oct-07	17-Oct-07	27221d-31049
Aroclor 1221	NA	EPA 8270Cm	ND	ng/dry g	10	20	01-Oct-07	17-Oct-07	27221d-31049
Aroclor 1232	NA	EPA 8270Cm	ND	ng/dry g	10	20	01-Oct-07	17-Oct-07	27221d-31049
Aroclor 1242	NA	EPA 8270Cm	J 13.4	ng/dry g	10	20	01-Oct-07	17-Oct-07	27221d-31049
Aroclor 1248	NA	EPA 8270Cm	ND	ng/dry g	10	20	01-Oct-07	17-Oct-07	27221d-31049
Aroclor 1254	NA	EPA 8270Cm	J 19.5	ng/dry g	10	20	01-Oct-07	17-Oct-07	27221d-31049
Aroclor 1260	NA	EPA 8270Cm	ND	ng/dry g	10	20	01-Oct-07	17-Oct-07	27221d-31049

MDL= Method Detection Limit (CFR 40 Part 136); RL= Reporting Limit; J= Estimated Value below the RL and above the MDL; ND= Not Detected; NA= Not Applicable; MI = Matrix Interference

California ELAP Certificate # 2261
57291 R1

CRG Marine Laboratories, Inc.

2020 Del Amo Blvd., Suite 200, Torrance, CA 90501-1206 (310) 533-5190 FAX (310) 533-5003 crglabs@sbcglobal.net

Aroclor PCBs

Client: *Weston Solutions*

CRG Project ID: *27221d*

CRG ID#: 57292

Sample: D-3 TOP

Date Sampled: 19-Sep-07 10:10

Replicate #: R1

Description: LADPW MDR

Date Received: 19-Sep-07

DILUTION FACTOR: 1

Matrix: Sediment

CONSTITUENT	FRACTION	METHOD	RESULT	UNITS	MDL	RL	DATE PROCESSED	DATE ANALYZED	BATCH ID
Aroclor 1016	NA	EPA 8270Cm	ND	ng/dry g	10	20	01-Oct-07	17-Oct-07	27221d-31049
Aroclor 1221	NA	EPA 8270Cm	ND	ng/dry g	10	20	01-Oct-07	17-Oct-07	27221d-31049
Aroclor 1232	NA	EPA 8270Cm	ND	ng/dry g	10	20	01-Oct-07	17-Oct-07	27221d-31049
Aroclor 1242	NA	EPA 8270Cm	J 10.2	ng/dry g	10	20	01-Oct-07	17-Oct-07	27221d-31049
Aroclor 1248	NA	EPA 8270Cm	ND	ng/dry g	10	20	01-Oct-07	17-Oct-07	27221d-31049
Aroclor 1254	NA	EPA 8270Cm	24.9	ng/dry g	10	20	01-Oct-07	17-Oct-07	27221d-31049
Aroclor 1260	NA	EPA 8270Cm	ND	ng/dry g	10	20	01-Oct-07	17-Oct-07	27221d-31049

MDL= Method Detection Limit (CFR 40 Part 136); RL= Reporting Limit; J= Estimated Value below the RL and above the MDL; ND= Not Detected; NA= Not Applicable; MI = Matrix Interference

California ELAP Certificate # 2261

57292 R1

CRG Marine Laboratories, Inc.

2020 Del Amo Blvd., Suite 200, Torrance, CA 90501-1206 (310) 533-5190 FAX (310) 533-5003 crglabs@sbcglobal.net

Aroclor PCBs

Client: *Weston Solutions*

CRG Project ID: *27221d*

CRG ID#: 57293

Sample: D-2 BOTTOM

Date Sampled: 19-Sep-07 09:10

Replicate #: R1

Description: LADPW MDR

Date Received: 19-Sep-07

DILUTION FACTOR: 1

Matrix: Sediment

CONSTITUENT	FRACTION	METHOD	RESULT	UNITS	MDL	RL	DATE PROCESSED	DATE ANALYZED	BATCH ID
Aroclor 1016	NA	EPA 8270Cm	ND	ng/dry g	10	20	01-Oct-07	17-Oct-07	27221d-31049
Aroclor 1221	NA	EPA 8270Cm	ND	ng/dry g	10	20	01-Oct-07	17-Oct-07	27221d-31049
Aroclor 1232	NA	EPA 8270Cm	ND	ng/dry g	10	20	01-Oct-07	17-Oct-07	27221d-31049
Aroclor 1242	NA	EPA 8270Cm	ND	ng/dry g	10	20	01-Oct-07	17-Oct-07	27221d-31049
Aroclor 1248	NA	EPA 8270Cm	ND	ng/dry g	10	20	01-Oct-07	17-Oct-07	27221d-31049
Aroclor 1254	NA	EPA 8270Cm	ND	ng/dry g	10	20	01-Oct-07	17-Oct-07	27221d-31049
Aroclor 1260	NA	EPA 8270Cm	ND	ng/dry g	10	20	01-Oct-07	17-Oct-07	27221d-31049

MDL= Method Detection Limit (CFR 40 Part 136); RL= Reporting Limit; J= Estimated Value below the RL and above the MDL; ND= Not Detected; NA= Not Applicable; MI = Matrix Interference

California ELAP Certificate # 2261
57293 R1

CRG Marine Laboratories, Inc.

2020 Del Amo Blvd., Suite 200, Torrance, CA 90501-1206 (310) 533-5190 FAX (310) 533-5003 crglabs@sbcglobal.net

Aroclor PCBs

Client: *Weston Solutions*

CRG Project ID: *27221d*

CRG ID#: 57293

Sample: D-2 BOTTOM

Date Sampled: 19-Sep-07 09:10

Replicate #: R2

Description: LADPW MDR

Date Received: 19-Sep-07

DILUTION FACTOR: 1

Matrix: Sediment

CONSTITUENT	FRACTION	METHOD	RESULT	UNITS	MDL	RL	DATE PROCESSED	DATE ANALYZED	BATCH ID
Aroclor 1016	NA	EPA 8270Cm	ND	ng/dry g	10	20	01-Oct-07	17-Oct-07	27221d-31049
Aroclor 1221	NA	EPA 8270Cm	ND	ng/dry g	10	20	01-Oct-07	17-Oct-07	27221d-31049
Aroclor 1232	NA	EPA 8270Cm	ND	ng/dry g	10	20	01-Oct-07	17-Oct-07	27221d-31049
Aroclor 1242	NA	EPA 8270Cm	ND	ng/dry g	10	20	01-Oct-07	17-Oct-07	27221d-31049
Aroclor 1248	NA	EPA 8270Cm	ND	ng/dry g	10	20	01-Oct-07	17-Oct-07	27221d-31049
Aroclor 1254	NA	EPA 8270Cm	ND	ng/dry g	10	20	01-Oct-07	17-Oct-07	27221d-31049
Aroclor 1260	NA	EPA 8270Cm	ND	ng/dry g	10	20	01-Oct-07	17-Oct-07	27221d-31049

MDL= Method Detection Limit (CFR 40 Part 136); RL= Reporting Limit; J= Estimated Value below the RL and above the MDL; ND= Not Detected; NA= Not Applicable; MI = Matrix Interference

California ELAP Certificate # 2261
57293 R2

CONGENER-BASED PCB RESULTS

CRG Marine Laboratories, Inc.

2020 Del Amo Blvd., Suite 200, Torrance, CA 90501-1206 (310) 533-5190 FAX (310) 533-5003 crglabs@sbcglobal.net

PCB Congeners

Client: *Weston Solutions*

CRG Project ID: *27221d*

CRG ID#: 57274	Sample: MC-3	BOTTOM	Date Sampled: 17-Sep-07 14:00
Replicate #: R1	Description: LADPW MDR		Date Received: 19-Sep-07
DILUTION FACTOR: 1	Matrix: Sediment		

CONSTITUENT	FRACTION	METHOD	RESULT	UNITS	MDL	RL	DATE PROCESSED	DATE ANALYZED	BATCH ID
PCB008	NA	EPA 8270Cm	ND	ng/dry g	1	5	01-Oct-07	17-Oct-07	27221d-31049
PCB018	NA	EPA 8270Cm	ND	ng/dry g	1	5	01-Oct-07	17-Oct-07	27221d-31049
PCB028	NA	EPA 8270Cm	ND	ng/dry g	1	5	01-Oct-07	17-Oct-07	27221d-31049
PCB031	NA	EPA 8270Cm	ND	ng/dry g	1	5	01-Oct-07	17-Oct-07	27221d-31049
PCB033	NA	EPA 8270Cm	ND	ng/dry g	1	5	01-Oct-07	17-Oct-07	27221d-31049
PCB037	NA	EPA 8270Cm	ND	ng/dry g	1	5	01-Oct-07	17-Oct-07	27221d-31049
PCB044	NA	EPA 8270Cm	ND	ng/dry g	1	5	01-Oct-07	17-Oct-07	27221d-31049
PCB049	NA	EPA 8270Cm	ND	ng/dry g	1	5	01-Oct-07	17-Oct-07	27221d-31049
PCB052	NA	EPA 8270Cm	ND	ng/dry g	1	5	01-Oct-07	17-Oct-07	27221d-31049
PCB066	NA	EPA 8270Cm	ND	ng/dry g	1	5	01-Oct-07	17-Oct-07	27221d-31049
PCB070	NA	EPA 8270Cm	ND	ng/dry g	1	5	01-Oct-07	17-Oct-07	27221d-31049
PCB074	NA	EPA 8270Cm	ND	ng/dry g	1	5	01-Oct-07	17-Oct-07	27221d-31049
PCB077	NA	EPA 8270Cm	ND	ng/dry g	1	5	01-Oct-07	17-Oct-07	27221d-31049
PCB081	NA	EPA 8270Cm	ND	ng/dry g	1	5	01-Oct-07	17-Oct-07	27221d-31049
PCB087	NA	EPA 8270Cm	ND	ng/dry g	1	5	01-Oct-07	17-Oct-07	27221d-31049
PCB095	NA	EPA 8270Cm	ND	ng/dry g	1	5	01-Oct-07	17-Oct-07	27221d-31049
PCB097	NA	EPA 8270Cm	ND	ng/dry g	1	5	01-Oct-07	17-Oct-07	27221d-31049
PCB099	NA	EPA 8270Cm	ND	ng/dry g	1	5	01-Oct-07	17-Oct-07	27221d-31049
PCB101	NA	EPA 8270Cm	ND	ng/dry g	1	5	01-Oct-07	17-Oct-07	27221d-31049
PCB105	NA	EPA 8270Cm	ND	ng/dry g	1	5	01-Oct-07	17-Oct-07	27221d-31049
PCB110	NA	EPA 8270Cm	ND	ng/dry g	1	5	01-Oct-07	17-Oct-07	27221d-31049
PCB114	NA	EPA 8270Cm	ND	ng/dry g	1	5	01-Oct-07	17-Oct-07	27221d-31049
PCB118	NA	EPA 8270Cm	ND	ng/dry g	1	5	01-Oct-07	17-Oct-07	27221d-31049
PCB119	NA	EPA 8270Cm	ND	ng/dry g	1	5	01-Oct-07	17-Oct-07	27221d-31049
PCB123	NA	EPA 8270Cm	ND	ng/dry g	1	5	01-Oct-07	17-Oct-07	27221d-31049
PCB126	NA	EPA 8270Cm	ND	ng/dry g	1	5	01-Oct-07	17-Oct-07	27221d-31049

MDL= Method Detection Limit (CFR 40 Part 136); RL= Reporting Limit; J= Estimated Value below the RL and above the MDL; ND= Not Detected; NA= Not Applicable; MI = Matrix Interference

California ELAP Certificate # 2261
57274 R1

CRG Marine Laboratories, Inc.

2020 Del Amo Blvd., Suite 200, Torrance, CA 90501-1206 (310) 533-5190 FAX (310) 533-5003 crglabs@sbcglobal.net

PCB Congeners

Client: *Weston Solutions*

CRG Project ID: *27221d*

CRG ID#: 57274	Sample: MC-3	BOTTOM	Date Sampled: 17-Sep-07 14:00
Replicate #: R1	Description: LADPW MDR		Date Received: 19-Sep-07
DILUTION FACTOR: 1	Matrix: Sediment		

CONSTITUENT	FRACTION	METHOD	RESULT	UNITS	MDL	RL	DATE PROCESSED	DATE ANALYZED	BATCH ID
PCB128	NA	EPA 8270Cm	ND	ng/dry g	1	5	01-Oct-07	17-Oct-07	27221d-31049
PCB138	NA	EPA 8270Cm	ND	ng/dry g	1	5	01-Oct-07	17-Oct-07	27221d-31049
PCB141	NA	EPA 8270Cm	ND	ng/dry g	1	5	01-Oct-07	17-Oct-07	27221d-31049
PCB149	NA	EPA 8270Cm	ND	ng/dry g	1	5	01-Oct-07	17-Oct-07	27221d-31049
PCB151	NA	EPA 8270Cm	ND	ng/dry g	1	5	01-Oct-07	17-Oct-07	27221d-31049
PCB153	NA	EPA 8270Cm	ND	ng/dry g	1	5	01-Oct-07	17-Oct-07	27221d-31049
PCB156	NA	EPA 8270Cm	ND	ng/dry g	1	5	01-Oct-07	17-Oct-07	27221d-31049
PCB157	NA	EPA 8270Cm	ND	ng/dry g	1	5	01-Oct-07	17-Oct-07	27221d-31049
PCB158	NA	EPA 8270Cm	ND	ng/dry g	1	5	01-Oct-07	17-Oct-07	27221d-31049
PCB167	NA	EPA 8270Cm	ND	ng/dry g	1	5	01-Oct-07	17-Oct-07	27221d-31049
PCB168+132	NA	EPA 8270Cm	ND	ng/dry g	1	5	01-Oct-07	17-Oct-07	27221d-31049
PCB169	NA	EPA 8270Cm	ND	ng/dry g	1	5	01-Oct-07	17-Oct-07	27221d-31049
PCB170	NA	EPA 8270Cm	ND	ng/dry g	1	5	01-Oct-07	17-Oct-07	27221d-31049
PCB177	NA	EPA 8270Cm	ND	ng/dry g	1	5	01-Oct-07	17-Oct-07	27221d-31049
PCB180	NA	EPA 8270Cm	ND	ng/dry g	1	5	01-Oct-07	17-Oct-07	27221d-31049
PCB183	NA	EPA 8270Cm	ND	ng/dry g	1	5	01-Oct-07	17-Oct-07	27221d-31049
PCB187	NA	EPA 8270Cm	ND	ng/dry g	1	5	01-Oct-07	17-Oct-07	27221d-31049
PCB189	NA	EPA 8270Cm	ND	ng/dry g	1	5	01-Oct-07	17-Oct-07	27221d-31049
PCB194	NA	EPA 8270Cm	ND	ng/dry g	1	5	01-Oct-07	17-Oct-07	27221d-31049
PCB195	NA	EPA 8270Cm	ND	ng/dry g	1	5	01-Oct-07	17-Oct-07	27221d-31049
PCB200	NA	EPA 8270Cm	ND	ng/dry g	1	5	01-Oct-07	17-Oct-07	27221d-31049
PCB201	NA	EPA 8270Cm	ND	ng/dry g	1	5	01-Oct-07	17-Oct-07	27221d-31049
PCB206	NA	EPA 8270Cm	ND	ng/dry g	1	5	01-Oct-07	17-Oct-07	27221d-31049
PCB209	NA	EPA 8270Cm	ND	ng/dry g	1	5	01-Oct-07	17-Oct-07	27221d-31049
Total Detectable PCBs	NA	EPA 8270Cm		ng/dry g			01-Oct-07	17-Oct-07	27221d-31049

MDL= Method Detection Limit (CFR 40 Part 136); RL= Reporting Limit; J= Estimated Value below the RL and above the MDL; ND= Not Detected; NA= Not Applicable; MI = Matrix Interference

California ELAP Certificate # 2261
57274 R1

CRG Marine Laboratories, Inc.

2020 Del Amo Blvd., Suite 200, Torrance, CA 90501-1206 (310) 533-5190 FAX (310) 533-5003 crglabs@sbcglobal.net

PCB Congeners

Client: *Weston Solutions*

CRG Project ID: *27221d*

CRG ID#: 57275

Sample: MC-3 TOP

Date Sampled: 17-Sep-07 14:00

Replicate #: R1

Description: LADPW MDR

Date Received: 19-Sep-07

DILUTION FACTOR: 1

Matrix: Sediment

CONSTITUENT	FRACTION	METHOD	RESULT	UNITS	MDL	RL	DATE PROCESSED	DATE ANALYZED	BATCH ID
PCB008	NA	EPA 8270Cm	ND	ng/dry g	1	5	01-Oct-07	17-Oct-07	27221d-31049
PCB018	NA	EPA 8270Cm	ND	ng/dry g	1	5	01-Oct-07	17-Oct-07	27221d-31049
PCB028	NA	EPA 8270Cm	ND	ng/dry g	1	5	01-Oct-07	17-Oct-07	27221d-31049
PCB031	NA	EPA 8270Cm	ND	ng/dry g	1	5	01-Oct-07	17-Oct-07	27221d-31049
PCB033	NA	EPA 8270Cm	ND	ng/dry g	1	5	01-Oct-07	17-Oct-07	27221d-31049
PCB037	NA	EPA 8270Cm	ND	ng/dry g	1	5	01-Oct-07	17-Oct-07	27221d-31049
PCB044	NA	EPA 8270Cm	ND	ng/dry g	1	5	01-Oct-07	17-Oct-07	27221d-31049
PCB049	NA	EPA 8270Cm	ND	ng/dry g	1	5	01-Oct-07	17-Oct-07	27221d-31049
PCB052	NA	EPA 8270Cm	J 1.8	ng/dry g	1	5	01-Oct-07	17-Oct-07	27221d-31049
PCB066	NA	EPA 8270Cm	ND	ng/dry g	1	5	01-Oct-07	17-Oct-07	27221d-31049
PCB070	NA	EPA 8270Cm	ND	ng/dry g	1	5	01-Oct-07	17-Oct-07	27221d-31049
PCB074	NA	EPA 8270Cm	ND	ng/dry g	1	5	01-Oct-07	17-Oct-07	27221d-31049
PCB077	NA	EPA 8270Cm	ND	ng/dry g	1	5	01-Oct-07	17-Oct-07	27221d-31049
PCB081	NA	EPA 8270Cm	ND	ng/dry g	1	5	01-Oct-07	17-Oct-07	27221d-31049
PCB087	NA	EPA 8270Cm	ND	ng/dry g	1	5	01-Oct-07	17-Oct-07	27221d-31049
PCB095	NA	EPA 8270Cm	J 2.8	ng/dry g	1	5	01-Oct-07	17-Oct-07	27221d-31049
PCB097	NA	EPA 8270Cm	ND	ng/dry g	1	5	01-Oct-07	17-Oct-07	27221d-31049
PCB099	NA	EPA 8270Cm	J 1.5	ng/dry g	1	5	01-Oct-07	17-Oct-07	27221d-31049
PCB101	NA	EPA 8270Cm	J 3.7	ng/dry g	1	5	01-Oct-07	17-Oct-07	27221d-31049
PCB105	NA	EPA 8270Cm	ND	ng/dry g	1	5	01-Oct-07	17-Oct-07	27221d-31049
PCB110	NA	EPA 8270Cm	J 2.1	ng/dry g	1	5	01-Oct-07	17-Oct-07	27221d-31049
PCB114	NA	EPA 8270Cm	ND	ng/dry g	1	5	01-Oct-07	17-Oct-07	27221d-31049
PCB118	NA	EPA 8270Cm	J 1.6	ng/dry g	1	5	01-Oct-07	17-Oct-07	27221d-31049
PCB119	NA	EPA 8270Cm	ND	ng/dry g	1	5	01-Oct-07	17-Oct-07	27221d-31049
PCB123	NA	EPA 8270Cm	ND	ng/dry g	1	5	01-Oct-07	17-Oct-07	27221d-31049
PCB126	NA	EPA 8270Cm	ND	ng/dry g	1	5	01-Oct-07	17-Oct-07	27221d-31049

MDL= Method Detection Limit (CFR 40 Part 136); RL= Reporting Limit; J= Estimated Value below the RL and above the MDL; ND= Not Detected; NA= Not Applicable; MI = Matrix Interference

California ELAP Certificate # 2261
57275 R1

CRG Marine Laboratories, Inc.

2020 Del Amo Blvd., Suite 200, Torrance, CA 90501-1206 (310) 533-5190 FAX (310) 533-5003 crglabs@sbcglobal.net

PCB Congeners

Client: *Weston Solutions*

CRG Project ID: *27221d*

CRG ID#: 57275	Sample: MC-3	TOP	Date Sampled: 17-Sep-07 14:00
Replicate #: R1	Description: LADPW MDR		Date Received: 19-Sep-07
DILUTION FACTOR: 1	Matrix: Sediment		

CONSTITUENT	FRACTION	METHOD	RESULT	UNITS	MDL	RL	DATE PROCESSED	DATE ANALYZED	BATCH ID
PCB128	NA	EPA 8270Cm	ND	ng/dry g	1	5	01-Oct-07	17-Oct-07	27221d-31049
PCB138	NA	EPA 8270Cm	J 1.8	ng/dry g	1	5	01-Oct-07	17-Oct-07	27221d-31049
PCB141	NA	EPA 8270Cm	ND	ng/dry g	1	5	01-Oct-07	17-Oct-07	27221d-31049
PCB149	NA	EPA 8270Cm	J 2.4	ng/dry g	1	5	01-Oct-07	17-Oct-07	27221d-31049
PCB151	NA	EPA 8270Cm	J 1.1	ng/dry g	1	5	01-Oct-07	17-Oct-07	27221d-31049
PCB153	NA	EPA 8270Cm	J 3.2	ng/dry g	1	5	01-Oct-07	17-Oct-07	27221d-31049
PCB156	NA	EPA 8270Cm	ND	ng/dry g	1	5	01-Oct-07	17-Oct-07	27221d-31049
PCB157	NA	EPA 8270Cm	ND	ng/dry g	1	5	01-Oct-07	17-Oct-07	27221d-31049
PCB158	NA	EPA 8270Cm	ND	ng/dry g	1	5	01-Oct-07	17-Oct-07	27221d-31049
PCB167	NA	EPA 8270Cm	ND	ng/dry g	1	5	01-Oct-07	17-Oct-07	27221d-31049
PCB168+132	NA	EPA 8270Cm	ND	ng/dry g	1	5	01-Oct-07	17-Oct-07	27221d-31049
PCB169	NA	EPA 8270Cm	ND	ng/dry g	1	5	01-Oct-07	17-Oct-07	27221d-31049
PCB170	NA	EPA 8270Cm	ND	ng/dry g	1	5	01-Oct-07	17-Oct-07	27221d-31049
PCB177	NA	EPA 8270Cm	ND	ng/dry g	1	5	01-Oct-07	17-Oct-07	27221d-31049
PCB180	NA	EPA 8270Cm	J 1.7	ng/dry g	1	5	01-Oct-07	17-Oct-07	27221d-31049
PCB183	NA	EPA 8270Cm	ND	ng/dry g	1	5	01-Oct-07	17-Oct-07	27221d-31049
PCB187	NA	EPA 8270Cm	J 1.5	ng/dry g	1	5	01-Oct-07	17-Oct-07	27221d-31049
PCB189	NA	EPA 8270Cm	ND	ng/dry g	1	5	01-Oct-07	17-Oct-07	27221d-31049
PCB194	NA	EPA 8270Cm	ND	ng/dry g	1	5	01-Oct-07	17-Oct-07	27221d-31049
PCB195	NA	EPA 8270Cm	ND	ng/dry g	1	5	01-Oct-07	17-Oct-07	27221d-31049
PCB200	NA	EPA 8270Cm	ND	ng/dry g	1	5	01-Oct-07	17-Oct-07	27221d-31049
PCB201	NA	EPA 8270Cm	ND	ng/dry g	1	5	01-Oct-07	17-Oct-07	27221d-31049
PCB206	NA	EPA 8270Cm	ND	ng/dry g	1	5	01-Oct-07	17-Oct-07	27221d-31049
PCB209	NA	EPA 8270Cm	ND	ng/dry g	1	5	01-Oct-07	17-Oct-07	27221d-31049
Total Detectable PCBs	NA	EPA 8270Cm	25.2	ng/dry g			01-Oct-07	17-Oct-07	27221d-31049

MDL= Method Detection Limit (CFR 40 Part 136); RL= Reporting Limit; J= Estimated Value below the RL and above the MDL; ND= Not Detected; NA= Not Applicable; MI = Matrix Interference

California ELAP Certificate # 2261
57275 R1

CRG Marine Laboratories, Inc.

2020 Del Amo Blvd., Suite 200, Torrance, CA 90501-1206 (310) 533-5190 FAX (310) 533-5003 crglabs@sbcglobal.net

PCB Congeners

Client: *Weston Solutions*

CRG Project ID: *27221d*

CRG ID#: 57276

Sample: MC-2 BOTTOM

Date Sampled: 17-Sep-07 17:00

Replicate #: R1

Description: LADPW MDR

Date Received: 19-Sep-07

DILUTION FACTOR: 1

Matrix: Sediment

CONSTITUENT	FRACTION	METHOD	RESULT	UNITS	MDL	RL	DATE PROCESSED	DATE ANALYZED	BATCH ID
PCB008	NA	EPA 8270Cm	ND	ng/dry g	1	5	01-Oct-07	17-Oct-07	27221d-31049
PCB018	NA	EPA 8270Cm	ND	ng/dry g	1	5	01-Oct-07	17-Oct-07	27221d-31049
PCB028	NA	EPA 8270Cm	ND	ng/dry g	1	5	01-Oct-07	17-Oct-07	27221d-31049
PCB031	NA	EPA 8270Cm	ND	ng/dry g	1	5	01-Oct-07	17-Oct-07	27221d-31049
PCB033	NA	EPA 8270Cm	ND	ng/dry g	1	5	01-Oct-07	17-Oct-07	27221d-31049
PCB037	NA	EPA 8270Cm	ND	ng/dry g	1	5	01-Oct-07	17-Oct-07	27221d-31049
PCB044	NA	EPA 8270Cm	ND	ng/dry g	1	5	01-Oct-07	17-Oct-07	27221d-31049
PCB049	NA	EPA 8270Cm	ND	ng/dry g	1	5	01-Oct-07	17-Oct-07	27221d-31049
PCB052	NA	EPA 8270Cm	ND	ng/dry g	1	5	01-Oct-07	17-Oct-07	27221d-31049
PCB066	NA	EPA 8270Cm	ND	ng/dry g	1	5	01-Oct-07	17-Oct-07	27221d-31049
PCB070	NA	EPA 8270Cm	ND	ng/dry g	1	5	01-Oct-07	17-Oct-07	27221d-31049
PCB074	NA	EPA 8270Cm	ND	ng/dry g	1	5	01-Oct-07	17-Oct-07	27221d-31049
PCB077	NA	EPA 8270Cm	ND	ng/dry g	1	5	01-Oct-07	17-Oct-07	27221d-31049
PCB081	NA	EPA 8270Cm	ND	ng/dry g	1	5	01-Oct-07	17-Oct-07	27221d-31049
PCB087	NA	EPA 8270Cm	ND	ng/dry g	1	5	01-Oct-07	17-Oct-07	27221d-31049
PCB095	NA	EPA 8270Cm	ND	ng/dry g	1	5	01-Oct-07	17-Oct-07	27221d-31049
PCB097	NA	EPA 8270Cm	ND	ng/dry g	1	5	01-Oct-07	17-Oct-07	27221d-31049
PCB099	NA	EPA 8270Cm	ND	ng/dry g	1	5	01-Oct-07	17-Oct-07	27221d-31049
PCB101	NA	EPA 8270Cm	J 1.1	ng/dry g	1	5	01-Oct-07	17-Oct-07	27221d-31049
PCB105	NA	EPA 8270Cm	ND	ng/dry g	1	5	01-Oct-07	17-Oct-07	27221d-31049
PCB110	NA	EPA 8270Cm	ND	ng/dry g	1	5	01-Oct-07	17-Oct-07	27221d-31049
PCB114	NA	EPA 8270Cm	ND	ng/dry g	1	5	01-Oct-07	17-Oct-07	27221d-31049
PCB118	NA	EPA 8270Cm	ND	ng/dry g	1	5	01-Oct-07	17-Oct-07	27221d-31049
PCB119	NA	EPA 8270Cm	ND	ng/dry g	1	5	01-Oct-07	17-Oct-07	27221d-31049
PCB123	NA	EPA 8270Cm	ND	ng/dry g	1	5	01-Oct-07	17-Oct-07	27221d-31049
PCB126	NA	EPA 8270Cm	ND	ng/dry g	1	5	01-Oct-07	17-Oct-07	27221d-31049

MDL= Method Detection Limit (CFR 40 Part 136); RL= Reporting Limit; J= Estimated Value below the RL and above the MDL; ND= Not Detected; NA= Not Applicable; MI = Matrix Interference

California ELAP Certificate # 2261
57276 R1

CRG Marine Laboratories, Inc.

2020 Del Amo Blvd., Suite 200, Torrance, CA 90501-1206 (310) 533-5190 FAX (310) 533-5003 crglabs@sbcglobal.net

PCB Congeners

Client: *Weston Solutions*

CRG Project ID: *27221d*

CRG ID#: 57276	Sample: MC-2	BOTTOM	Date Sampled: 17-Sep-07 17:00
Replicate #: R1	Description: LADPW MDR		Date Received: 19-Sep-07
DILUTION FACTOR: 1	Matrix: Sediment		

CONSTITUENT	FRACTION	METHOD	RESULT	UNITS	MDL	RL	DATE PROCESSED	DATE ANALYZED	BATCH ID
PCB128	NA	EPA 8270Cm	ND	ng/dry g	1	5	01-Oct-07	17-Oct-07	27221d-31049
PCB138	NA	EPA 8270Cm	ND	ng/dry g	1	5	01-Oct-07	17-Oct-07	27221d-31049
PCB141	NA	EPA 8270Cm	ND	ng/dry g	1	5	01-Oct-07	17-Oct-07	27221d-31049
PCB149	NA	EPA 8270Cm	ND	ng/dry g	1	5	01-Oct-07	17-Oct-07	27221d-31049
PCB151	NA	EPA 8270Cm	ND	ng/dry g	1	5	01-Oct-07	17-Oct-07	27221d-31049
PCB153	NA	EPA 8270Cm	J 1.2	ng/dry g	1	5	01-Oct-07	17-Oct-07	27221d-31049
PCB156	NA	EPA 8270Cm	ND	ng/dry g	1	5	01-Oct-07	17-Oct-07	27221d-31049
PCB157	NA	EPA 8270Cm	ND	ng/dry g	1	5	01-Oct-07	17-Oct-07	27221d-31049
PCB158	NA	EPA 8270Cm	ND	ng/dry g	1	5	01-Oct-07	17-Oct-07	27221d-31049
PCB167	NA	EPA 8270Cm	ND	ng/dry g	1	5	01-Oct-07	17-Oct-07	27221d-31049
PCB168+132	NA	EPA 8270Cm	ND	ng/dry g	1	5	01-Oct-07	17-Oct-07	27221d-31049
PCB169	NA	EPA 8270Cm	ND	ng/dry g	1	5	01-Oct-07	17-Oct-07	27221d-31049
PCB170	NA	EPA 8270Cm	ND	ng/dry g	1	5	01-Oct-07	17-Oct-07	27221d-31049
PCB177	NA	EPA 8270Cm	ND	ng/dry g	1	5	01-Oct-07	17-Oct-07	27221d-31049
PCB180	NA	EPA 8270Cm	ND	ng/dry g	1	5	01-Oct-07	17-Oct-07	27221d-31049
PCB183	NA	EPA 8270Cm	ND	ng/dry g	1	5	01-Oct-07	17-Oct-07	27221d-31049
PCB187	NA	EPA 8270Cm	ND	ng/dry g	1	5	01-Oct-07	17-Oct-07	27221d-31049
PCB189	NA	EPA 8270Cm	ND	ng/dry g	1	5	01-Oct-07	17-Oct-07	27221d-31049
PCB194	NA	EPA 8270Cm	ND	ng/dry g	1	5	01-Oct-07	17-Oct-07	27221d-31049
PCB195	NA	EPA 8270Cm	ND	ng/dry g	1	5	01-Oct-07	17-Oct-07	27221d-31049
PCB200	NA	EPA 8270Cm	ND	ng/dry g	1	5	01-Oct-07	17-Oct-07	27221d-31049
PCB201	NA	EPA 8270Cm	ND	ng/dry g	1	5	01-Oct-07	17-Oct-07	27221d-31049
PCB206	NA	EPA 8270Cm	ND	ng/dry g	1	5	01-Oct-07	17-Oct-07	27221d-31049
PCB209	NA	EPA 8270Cm	ND	ng/dry g	1	5	01-Oct-07	17-Oct-07	27221d-31049
Total Detectable PCBs	NA	EPA 8270Cm	2.3	ng/dry g			01-Oct-07	17-Oct-07	27221d-31049

MDL= Method Detection Limit (CFR 40 Part 136); RL= Reporting Limit; J= Estimated Value below the RL and above the MDL; ND= Not Detected; NA= Not Applicable; MI = Matrix Interference

California ELAP Certificate # 2261
57276 R1

CRG Marine Laboratories, Inc.

2020 Del Amo Blvd., Suite 200, Torrance, CA 90501-1206 (310) 533-5190 FAX (310) 533-5003 crglabs@sbcglobal.net

PCB Congeners

Client: *Weston Solutions*

CRG Project ID: *27221d*

CRG ID#: 57277	Sample: E-4	BOTTOM	Date Sampled: 18-Sep-07 17:00
Replicate #: R1	Description: LADPW MDR		Date Received: 19-Sep-07
DILUTION FACTOR: 1	Matrix: Sediment		

CONSTITUENT	FRACTION	METHOD	RESULT	UNITS	MDL	RL	DATE PROCESSED	DATE ANALYZED	BATCH ID
PCB008	NA	EPA 8270Cm	J 3	ng/dry g	1	5	01-Oct-07	17-Oct-07	27221d-31049
PCB018	NA	EPA 8270Cm	J 1.9	ng/dry g	1	5	01-Oct-07	17-Oct-07	27221d-31049
PCB028	NA	EPA 8270Cm	ND	ng/dry g	1	5	01-Oct-07	17-Oct-07	27221d-31049
PCB031	NA	EPA 8270Cm	8	ng/dry g	1	5	01-Oct-07	17-Oct-07	27221d-31049
PCB033	NA	EPA 8270Cm	ND	ng/dry g	1	5	01-Oct-07	17-Oct-07	27221d-31049
PCB037	NA	EPA 8270Cm	ND	ng/dry g	1	5	01-Oct-07	17-Oct-07	27221d-31049
PCB044	NA	EPA 8270Cm	J 4.7	ng/dry g	1	5	01-Oct-07	17-Oct-07	27221d-31049
PCB049	NA	EPA 8270Cm	8.1	ng/dry g	1	5	01-Oct-07	17-Oct-07	27221d-31049
PCB052	NA	EPA 8270Cm	J 3.9	ng/dry g	1	5	01-Oct-07	17-Oct-07	27221d-31049
PCB066	NA	EPA 8270Cm	ND	ng/dry g	1	5	01-Oct-07	17-Oct-07	27221d-31049
PCB070	NA	EPA 8270Cm	7.7	ng/dry g	1	5	01-Oct-07	17-Oct-07	27221d-31049
PCB074	NA	EPA 8270Cm	ND	ng/dry g	1	5	01-Oct-07	17-Oct-07	27221d-31049
PCB077	NA	EPA 8270Cm	ND	ng/dry g	1	5	01-Oct-07	17-Oct-07	27221d-31049
PCB081	NA	EPA 8270Cm	ND	ng/dry g	1	5	01-Oct-07	17-Oct-07	27221d-31049
PCB087	NA	EPA 8270Cm	ND	ng/dry g	1	5	01-Oct-07	17-Oct-07	27221d-31049
PCB095	NA	EPA 8270Cm	ND	ng/dry g	1	5	01-Oct-07	17-Oct-07	27221d-31049
PCB097	NA	EPA 8270Cm	ND	ng/dry g	1	5	01-Oct-07	17-Oct-07	27221d-31049
PCB099	NA	EPA 8270Cm	ND	ng/dry g	1	5	01-Oct-07	17-Oct-07	27221d-31049
PCB101	NA	EPA 8270Cm	ND	ng/dry g	1	5	01-Oct-07	17-Oct-07	27221d-31049
PCB105	NA	EPA 8270Cm	ND	ng/dry g	1	5	01-Oct-07	17-Oct-07	27221d-31049
PCB110	NA	EPA 8270Cm	ND	ng/dry g	1	5	01-Oct-07	17-Oct-07	27221d-31049
PCB114	NA	EPA 8270Cm	ND	ng/dry g	1	5	01-Oct-07	17-Oct-07	27221d-31049
PCB118	NA	EPA 8270Cm	ND	ng/dry g	1	5	01-Oct-07	17-Oct-07	27221d-31049
PCB119	NA	EPA 8270Cm	ND	ng/dry g	1	5	01-Oct-07	17-Oct-07	27221d-31049
PCB123	NA	EPA 8270Cm	8.4	ng/dry g	1	5	01-Oct-07	17-Oct-07	27221d-31049
PCB126	NA	EPA 8270Cm	ND	ng/dry g	1	5	01-Oct-07	17-Oct-07	27221d-31049

MDL= Method Detection Limit (CFR 40 Part 136); RL= Reporting Limit; J= Estimated Value below the RL and above the MDL; ND= Not Detected; NA= Not Applicable; MI = Matrix Interference

California ELAP Certificate # 2261
57277 R1

CRG Marine Laboratories, Inc.

2020 Del Amo Blvd., Suite 200, Torrance, CA 90501-1206 (310) 533-5190 FAX (310) 533-5003 crglabs@sbcglobal.net

PCB Congeners

Client: *Weston Solutions*

CRG Project ID: *27221d*

CRG ID#: 57277	Sample: E-4	Location: BOTTOM	Date Sampled: 18-Sep-07 17:00
Replicate #: R1	Description: LADPW MDR		Date Received: 19-Sep-07
DILUTION FACTOR: 1	Matrix: Sediment		

CONSTITUENT	FRACTION	METHOD	RESULT	UNITS	MDL	RL	DATE PROCESSED	DATE ANALYZED	BATCH ID
PCB128	NA	EPA 8270Cm	ND	ng/dry g	1	5	01-Oct-07	17-Oct-07	27221d-31049
PCB138	NA	EPA 8270Cm	ND	ng/dry g	1	5	01-Oct-07	17-Oct-07	27221d-31049
PCB141	NA	EPA 8270Cm	ND	ng/dry g	1	5	01-Oct-07	17-Oct-07	27221d-31049
PCB149	NA	EPA 8270Cm	ND	ng/dry g	1	5	01-Oct-07	17-Oct-07	27221d-31049
PCB151	NA	EPA 8270Cm	ND	ng/dry g	1	5	01-Oct-07	17-Oct-07	27221d-31049
PCB153	NA	EPA 8270Cm	J 4.7	ng/dry g	1	5	01-Oct-07	17-Oct-07	27221d-31049
PCB156	NA	EPA 8270Cm	ND	ng/dry g	1	5	01-Oct-07	17-Oct-07	27221d-31049
PCB157	NA	EPA 8270Cm	ND	ng/dry g	1	5	01-Oct-07	17-Oct-07	27221d-31049
PCB158	NA	EPA 8270Cm	ND	ng/dry g	1	5	01-Oct-07	17-Oct-07	27221d-31049
PCB167	NA	EPA 8270Cm	ND	ng/dry g	1	5	01-Oct-07	17-Oct-07	27221d-31049
PCB168+132	NA	EPA 8270Cm	ND	ng/dry g	1	5	01-Oct-07	17-Oct-07	27221d-31049
PCB169	NA	EPA 8270Cm	ND	ng/dry g	1	5	01-Oct-07	17-Oct-07	27221d-31049
PCB170	NA	EPA 8270Cm	ND	ng/dry g	1	5	01-Oct-07	17-Oct-07	27221d-31049
PCB177	NA	EPA 8270Cm	ND	ng/dry g	1	5	01-Oct-07	17-Oct-07	27221d-31049
PCB180	NA	EPA 8270Cm	ND	ng/dry g	1	5	01-Oct-07	17-Oct-07	27221d-31049
PCB183	NA	EPA 8270Cm	ND	ng/dry g	1	5	01-Oct-07	17-Oct-07	27221d-31049
PCB187	NA	EPA 8270Cm	ND	ng/dry g	1	5	01-Oct-07	17-Oct-07	27221d-31049
PCB189	NA	EPA 8270Cm	ND	ng/dry g	1	5	01-Oct-07	17-Oct-07	27221d-31049
PCB194	NA	EPA 8270Cm	ND	ng/dry g	1	5	01-Oct-07	17-Oct-07	27221d-31049
PCB195	NA	EPA 8270Cm	ND	ng/dry g	1	5	01-Oct-07	17-Oct-07	27221d-31049
PCB200	NA	EPA 8270Cm	ND	ng/dry g	1	5	01-Oct-07	17-Oct-07	27221d-31049
PCB201	NA	EPA 8270Cm	ND	ng/dry g	1	5	01-Oct-07	17-Oct-07	27221d-31049
PCB206	NA	EPA 8270Cm	ND	ng/dry g	1	5	01-Oct-07	17-Oct-07	27221d-31049
PCB209	NA	EPA 8270Cm	ND	ng/dry g	1	5	01-Oct-07	17-Oct-07	27221d-31049
Total Detectable PCBs	NA	EPA 8270Cm	50.4	ng/dry g			01-Oct-07	17-Oct-07	27221d-31049

MDL= Method Detection Limit (CFR 40 Part 136); RL= Reporting Limit; J= Estimated Value below the RL and above the MDL; ND= Not Detected; NA= Not Applicable; MI = Matrix Interference

California ELAP Certificate # 2261
57277 R1

CRG Marine Laboratories, Inc.

2020 Del Amo Blvd., Suite 200, Torrance, CA 90501-1206 (310) 533-5190 FAX (310) 533-5003 crglabs@sbcglobal.net

PCB Congeners

Client: *Weston Solutions*

CRG Project ID: *27221d*

CRG ID#: 57278

Sample: E-4 TOP

Date Sampled: 18-Sep-07 17:00

Replicate #: R1

Description: LADPW MDR

Date Received: 19-Sep-07

DILUTION FACTOR: 1

Matrix: Sediment

CONSTITUENT	FRACTION	METHOD	RESULT	UNITS	MDL	RL	DATE PROCESSED	DATE ANALYZED	BATCH ID
PCB008	NA	EPA 8270Cm	ND	ng/dry g	1	5	01-Oct-07	17-Oct-07	27221d-31049
PCB018	NA	EPA 8270Cm	ND	ng/dry g	1	5	01-Oct-07	17-Oct-07	27221d-31049
PCB028	NA	EPA 8270Cm	ND	ng/dry g	1	5	01-Oct-07	17-Oct-07	27221d-31049
PCB031	NA	EPA 8270Cm	ND	ng/dry g	1	5	01-Oct-07	17-Oct-07	27221d-31049
PCB033	NA	EPA 8270Cm	J 1.2	ng/dry g	1	5	01-Oct-07	17-Oct-07	27221d-31049
PCB037	NA	EPA 8270Cm	ND	ng/dry g	1	5	01-Oct-07	17-Oct-07	27221d-31049
PCB044	NA	EPA 8270Cm	ND	ng/dry g	1	5	01-Oct-07	17-Oct-07	27221d-31049
PCB049	NA	EPA 8270Cm	ND	ng/dry g	1	5	01-Oct-07	17-Oct-07	27221d-31049
PCB052	NA	EPA 8270Cm	ND	ng/dry g	1	5	01-Oct-07	17-Oct-07	27221d-31049
PCB066	NA	EPA 8270Cm	ND	ng/dry g	1	5	01-Oct-07	17-Oct-07	27221d-31049
PCB070	NA	EPA 8270Cm	ND	ng/dry g	1	5	01-Oct-07	17-Oct-07	27221d-31049
PCB074	NA	EPA 8270Cm	ND	ng/dry g	1	5	01-Oct-07	17-Oct-07	27221d-31049
PCB077	NA	EPA 8270Cm	ND	ng/dry g	1	5	01-Oct-07	17-Oct-07	27221d-31049
PCB081	NA	EPA 8270Cm	ND	ng/dry g	1	5	01-Oct-07	17-Oct-07	27221d-31049
PCB087	NA	EPA 8270Cm	ND	ng/dry g	1	5	01-Oct-07	17-Oct-07	27221d-31049
PCB095	NA	EPA 8270Cm	ND	ng/dry g	1	5	01-Oct-07	17-Oct-07	27221d-31049
PCB097	NA	EPA 8270Cm	ND	ng/dry g	1	5	01-Oct-07	17-Oct-07	27221d-31049
PCB099	NA	EPA 8270Cm	ND	ng/dry g	1	5	01-Oct-07	17-Oct-07	27221d-31049
PCB101	NA	EPA 8270Cm	ND	ng/dry g	1	5	01-Oct-07	17-Oct-07	27221d-31049
PCB105	NA	EPA 8270Cm	ND	ng/dry g	1	5	01-Oct-07	17-Oct-07	27221d-31049
PCB110	NA	EPA 8270Cm	ND	ng/dry g	1	5	01-Oct-07	17-Oct-07	27221d-31049
PCB114	NA	EPA 8270Cm	ND	ng/dry g	1	5	01-Oct-07	17-Oct-07	27221d-31049
PCB118	NA	EPA 8270Cm	ND	ng/dry g	1	5	01-Oct-07	17-Oct-07	27221d-31049
PCB119	NA	EPA 8270Cm	ND	ng/dry g	1	5	01-Oct-07	17-Oct-07	27221d-31049
PCB123	NA	EPA 8270Cm	ND	ng/dry g	1	5	01-Oct-07	17-Oct-07	27221d-31049
PCB126	NA	EPA 8270Cm	ND	ng/dry g	1	5	01-Oct-07	17-Oct-07	27221d-31049

MDL= Method Detection Limit (CFR 40 Part 136); RL= Reporting Limit; J= Estimated Value below the RL and above the MDL; ND= Not Detected; NA= Not Applicable; MI = Matrix Interference

California ELAP Certificate # 2261
57278 R1

CRG Marine Laboratories, Inc.

2020 Del Amo Blvd., Suite 200, Torrance, CA 90501-1206 (310) 533-5190 FAX (310) 533-5003 crglabs@sbcglobal.net

PCB Congeners

Client: *Weston Solutions*

CRG Project ID: *27221d*

CRG ID#: 57278

Sample: E-4 TOP

Date Sampled: 18-Sep-07 17:00

Replicate #: R1

Description: LADPW MDR

Date Received: 19-Sep-07

DILUTION FACTOR: 1

Matrix: Sediment

CONSTITUENT	FRACTION	METHOD	RESULT	UNITS	MDL	RL	DATE PROCESSED	DATE ANALYZED	BATCH ID
PCB128	NA	EPA 8270Cm	ND	ng/dry g	1	5	01-Oct-07	17-Oct-07	27221d-31049
PCB138	NA	EPA 8270Cm	ND	ng/dry g	1	5	01-Oct-07	17-Oct-07	27221d-31049
PCB141	NA	EPA 8270Cm	ND	ng/dry g	1	5	01-Oct-07	17-Oct-07	27221d-31049
PCB149	NA	EPA 8270Cm	ND	ng/dry g	1	5	01-Oct-07	17-Oct-07	27221d-31049
PCB151	NA	EPA 8270Cm	ND	ng/dry g	1	5	01-Oct-07	17-Oct-07	27221d-31049
PCB153	NA	EPA 8270Cm	ND	ng/dry g	1	5	01-Oct-07	17-Oct-07	27221d-31049
PCB156	NA	EPA 8270Cm	ND	ng/dry g	1	5	01-Oct-07	17-Oct-07	27221d-31049
PCB157	NA	EPA 8270Cm	ND	ng/dry g	1	5	01-Oct-07	17-Oct-07	27221d-31049
PCB158	NA	EPA 8270Cm	ND	ng/dry g	1	5	01-Oct-07	17-Oct-07	27221d-31049
PCB167	NA	EPA 8270Cm	ND	ng/dry g	1	5	01-Oct-07	17-Oct-07	27221d-31049
PCB168+132	NA	EPA 8270Cm	ND	ng/dry g	1	5	01-Oct-07	17-Oct-07	27221d-31049
PCB169	NA	EPA 8270Cm	ND	ng/dry g	1	5	01-Oct-07	17-Oct-07	27221d-31049
PCB170	NA	EPA 8270Cm	ND	ng/dry g	1	5	01-Oct-07	17-Oct-07	27221d-31049
PCB177	NA	EPA 8270Cm	ND	ng/dry g	1	5	01-Oct-07	17-Oct-07	27221d-31049
PCB180	NA	EPA 8270Cm	ND	ng/dry g	1	5	01-Oct-07	17-Oct-07	27221d-31049
PCB183	NA	EPA 8270Cm	ND	ng/dry g	1	5	01-Oct-07	17-Oct-07	27221d-31049
PCB187	NA	EPA 8270Cm	ND	ng/dry g	1	5	01-Oct-07	17-Oct-07	27221d-31049
PCB189	NA	EPA 8270Cm	ND	ng/dry g	1	5	01-Oct-07	17-Oct-07	27221d-31049
PCB194	NA	EPA 8270Cm	ND	ng/dry g	1	5	01-Oct-07	17-Oct-07	27221d-31049
PCB195	NA	EPA 8270Cm	ND	ng/dry g	1	5	01-Oct-07	17-Oct-07	27221d-31049
PCB200	NA	EPA 8270Cm	ND	ng/dry g	1	5	01-Oct-07	17-Oct-07	27221d-31049
PCB201	NA	EPA 8270Cm	ND	ng/dry g	1	5	01-Oct-07	17-Oct-07	27221d-31049
PCB206	NA	EPA 8270Cm	ND	ng/dry g	1	5	01-Oct-07	17-Oct-07	27221d-31049
PCB209	NA	EPA 8270Cm	ND	ng/dry g	1	5	01-Oct-07	17-Oct-07	27221d-31049
Total Detectable PCBs	NA	EPA 8270Cm	1.2	ng/dry g			01-Oct-07	17-Oct-07	27221d-31049

MDL= Method Detection Limit (CFR 40 Part 136); RL= Reporting Limit; J= Estimated Value below the RL and above the MDL; ND= Not Detected; NA= Not Applicable; MI = Matrix Interference

California ELAP Certificate # 2261
57278 R1

CRG Marine Laboratories, Inc.

2020 Del Amo Blvd., Suite 200, Torrance, CA 90501-1206 (310) 533-5190 FAX (310) 533-5003 crglabs@sbcglobal.net

PCB Congeners

Client: *Weston Solutions*

CRG Project ID: *27221d*

CRG ID#: 57279	Sample: E-2	BOTTOM	Date Sampled: 18-Sep-07 14:45
Replicate #: R1	Description: LADPW MDR		Date Received: 19-Sep-07
DILUTION FACTOR: 1	Matrix: Sediment		

CONSTITUENT	FRACTION	METHOD	RESULT	UNITS	MDL	RL	DATE PROCESSED	DATE ANALYZED	BATCH ID
PCB008	NA	EPA 8270Cm	ND	ng/dry g	1	5	01-Oct-07	17-Oct-07	27221d-31049
PCB018	NA	EPA 8270Cm	ND	ng/dry g	1	5	01-Oct-07	17-Oct-07	27221d-31049
PCB028	NA	EPA 8270Cm	ND	ng/dry g	1	5	01-Oct-07	17-Oct-07	27221d-31049
PCB031	NA	EPA 8270Cm	ND	ng/dry g	1	5	01-Oct-07	17-Oct-07	27221d-31049
PCB033	NA	EPA 8270Cm	ND	ng/dry g	1	5	01-Oct-07	17-Oct-07	27221d-31049
PCB037	NA	EPA 8270Cm	ND	ng/dry g	1	5	01-Oct-07	17-Oct-07	27221d-31049
PCB044	NA	EPA 8270Cm	J 1	ng/dry g	1	5	01-Oct-07	17-Oct-07	27221d-31049
PCB049	NA	EPA 8270Cm	ND	ng/dry g	1	5	01-Oct-07	17-Oct-07	27221d-31049
PCB052	NA	EPA 8270Cm	ND	ng/dry g	1	5	01-Oct-07	17-Oct-07	27221d-31049
PCB066	NA	EPA 8270Cm	ND	ng/dry g	1	5	01-Oct-07	17-Oct-07	27221d-31049
PCB070	NA	EPA 8270Cm	ND	ng/dry g	1	5	01-Oct-07	17-Oct-07	27221d-31049
PCB074	NA	EPA 8270Cm	ND	ng/dry g	1	5	01-Oct-07	17-Oct-07	27221d-31049
PCB077	NA	EPA 8270Cm	ND	ng/dry g	1	5	01-Oct-07	17-Oct-07	27221d-31049
PCB081	NA	EPA 8270Cm	ND	ng/dry g	1	5	01-Oct-07	17-Oct-07	27221d-31049
PCB087	NA	EPA 8270Cm	ND	ng/dry g	1	5	01-Oct-07	17-Oct-07	27221d-31049
PCB095	NA	EPA 8270Cm	ND	ng/dry g	1	5	01-Oct-07	17-Oct-07	27221d-31049
PCB097	NA	EPA 8270Cm	ND	ng/dry g	1	5	01-Oct-07	17-Oct-07	27221d-31049
PCB099	NA	EPA 8270Cm	ND	ng/dry g	1	5	01-Oct-07	17-Oct-07	27221d-31049
PCB101	NA	EPA 8270Cm	ND	ng/dry g	1	5	01-Oct-07	17-Oct-07	27221d-31049
PCB105	NA	EPA 8270Cm	ND	ng/dry g	1	5	01-Oct-07	17-Oct-07	27221d-31049
PCB110	NA	EPA 8270Cm	ND	ng/dry g	1	5	01-Oct-07	17-Oct-07	27221d-31049
PCB114	NA	EPA 8270Cm	ND	ng/dry g	1	5	01-Oct-07	17-Oct-07	27221d-31049
PCB118	NA	EPA 8270Cm	ND	ng/dry g	1	5	01-Oct-07	17-Oct-07	27221d-31049
PCB119	NA	EPA 8270Cm	ND	ng/dry g	1	5	01-Oct-07	17-Oct-07	27221d-31049
PCB123	NA	EPA 8270Cm	ND	ng/dry g	1	5	01-Oct-07	17-Oct-07	27221d-31049
PCB126	NA	EPA 8270Cm	ND	ng/dry g	1	5	01-Oct-07	17-Oct-07	27221d-31049

MDL= Method Detection Limit (CFR 40 Part 136); RL= Reporting Limit; J= Estimated Value below the RL and above the MDL; ND= Not Detected; NA= Not Applicable; MI = Matrix Interference

California ELAP Certificate # 2261
57279 R1

CRG Marine Laboratories, Inc.

2020 Del Amo Blvd., Suite 200, Torrance, CA 90501-1206 (310) 533-5190 FAX (310) 533-5003 crglabs@sbcglobal.net

PCB Congeners

Client: *Weston Solutions*

CRG Project ID: *27221d*

CRG ID#: 57279	Sample: E-2	BOTTOM	Date Sampled: 18-Sep-07 14:45
Replicate #: R1	Description: LADPW MDR		Date Received: 19-Sep-07
DILUTION FACTOR: 1	Matrix: Sediment		

CONSTITUENT	FRACTION	METHOD	RESULT	UNITS	MDL	RL	DATE PROCESSED	DATE ANALYZED	BATCH ID
PCB128	NA	EPA 8270Cm	ND	ng/dry g	1	5	01-Oct-07	17-Oct-07	27221d-31049
PCB138	NA	EPA 8270Cm	ND	ng/dry g	1	5	01-Oct-07	17-Oct-07	27221d-31049
PCB141	NA	EPA 8270Cm	ND	ng/dry g	1	5	01-Oct-07	17-Oct-07	27221d-31049
PCB149	NA	EPA 8270Cm	ND	ng/dry g	1	5	01-Oct-07	17-Oct-07	27221d-31049
PCB151	NA	EPA 8270Cm	ND	ng/dry g	1	5	01-Oct-07	17-Oct-07	27221d-31049
PCB153	NA	EPA 8270Cm	ND	ng/dry g	1	5	01-Oct-07	17-Oct-07	27221d-31049
PCB156	NA	EPA 8270Cm	ND	ng/dry g	1	5	01-Oct-07	17-Oct-07	27221d-31049
PCB157	NA	EPA 8270Cm	ND	ng/dry g	1	5	01-Oct-07	17-Oct-07	27221d-31049
PCB158	NA	EPA 8270Cm	ND	ng/dry g	1	5	01-Oct-07	17-Oct-07	27221d-31049
PCB167	NA	EPA 8270Cm	ND	ng/dry g	1	5	01-Oct-07	17-Oct-07	27221d-31049
PCB168+132	NA	EPA 8270Cm	ND	ng/dry g	1	5	01-Oct-07	17-Oct-07	27221d-31049
PCB169	NA	EPA 8270Cm	ND	ng/dry g	1	5	01-Oct-07	17-Oct-07	27221d-31049
PCB170	NA	EPA 8270Cm	ND	ng/dry g	1	5	01-Oct-07	17-Oct-07	27221d-31049
PCB177	NA	EPA 8270Cm	ND	ng/dry g	1	5	01-Oct-07	17-Oct-07	27221d-31049
PCB180	NA	EPA 8270Cm	ND	ng/dry g	1	5	01-Oct-07	17-Oct-07	27221d-31049
PCB183	NA	EPA 8270Cm	ND	ng/dry g	1	5	01-Oct-07	17-Oct-07	27221d-31049
PCB187	NA	EPA 8270Cm	ND	ng/dry g	1	5	01-Oct-07	17-Oct-07	27221d-31049
PCB189	NA	EPA 8270Cm	ND	ng/dry g	1	5	01-Oct-07	17-Oct-07	27221d-31049
PCB194	NA	EPA 8270Cm	ND	ng/dry g	1	5	01-Oct-07	17-Oct-07	27221d-31049
PCB195	NA	EPA 8270Cm	ND	ng/dry g	1	5	01-Oct-07	17-Oct-07	27221d-31049
PCB200	NA	EPA 8270Cm	ND	ng/dry g	1	5	01-Oct-07	17-Oct-07	27221d-31049
PCB201	NA	EPA 8270Cm	ND	ng/dry g	1	5	01-Oct-07	17-Oct-07	27221d-31049
PCB206	NA	EPA 8270Cm	ND	ng/dry g	1	5	01-Oct-07	17-Oct-07	27221d-31049
PCB209	NA	EPA 8270Cm	ND	ng/dry g	1	5	01-Oct-07	17-Oct-07	27221d-31049
Total Detectable PCBs	NA	EPA 8270Cm	1	ng/dry g			01-Oct-07	17-Oct-07	27221d-31049

MDL= Method Detection Limit (CFR 40 Part 136); RL= Reporting Limit; J= Estimated Value below the RL and above the MDL; ND= Not Detected; NA= Not Applicable; MI = Matrix Interference

California ELAP Certificate # 2261
57279 R1

CRG Marine Laboratories, Inc.

2020 Del Amo Blvd., Suite 200, Torrance, CA 90501-1206 (310) 533-5190 FAX (310) 533-5003 crglabs@sbcglobal.net

PCB Congeners

Client: *Weston Solutions*

CRG Project ID: *27221d*

CRG ID#: 57280	Sample: MC-5	BOTTOM	Date Sampled: 18-Sep-07 08:15
Replicate #: R1	Description: LADPW MDR		Date Received: 19-Sep-07
DILUTION FACTOR: 1	Matrix: Sediment		

CONSTITUENT	FRACTION	METHOD	RESULT	UNITS	MDL	RL	DATE PROCESSED	DATE ANALYZED	BATCH ID
PCB008	NA	EPA 8270Cm	ND	ng/dry g	1	5	01-Oct-07	17-Oct-07	27221d-31049
PCB018	NA	EPA 8270Cm	J 1.1	ng/dry g	1	5	01-Oct-07	17-Oct-07	27221d-31049
PCB028	NA	EPA 8270Cm	ND	ng/dry g	1	5	01-Oct-07	17-Oct-07	27221d-31049
PCB031	NA	EPA 8270Cm	J 1.1	ng/dry g	1	5	01-Oct-07	17-Oct-07	27221d-31049
PCB033	NA	EPA 8270Cm	J 4.4	ng/dry g	1	5	01-Oct-07	17-Oct-07	27221d-31049
PCB037	NA	EPA 8270Cm	ND	ng/dry g	1	5	01-Oct-07	17-Oct-07	27221d-31049
PCB044	NA	EPA 8270Cm	J 2	ng/dry g	1	5	01-Oct-07	17-Oct-07	27221d-31049
PCB049	NA	EPA 8270Cm	J 3.2	ng/dry g	1	5	01-Oct-07	17-Oct-07	27221d-31049
PCB052	NA	EPA 8270Cm	J 1.9	ng/dry g	1	5	01-Oct-07	17-Oct-07	27221d-31049
PCB066	NA	EPA 8270Cm	J 4.5	ng/dry g	1	5	01-Oct-07	17-Oct-07	27221d-31049
PCB070	NA	EPA 8270Cm	J 2.1	ng/dry g	1	5	01-Oct-07	17-Oct-07	27221d-31049
PCB074	NA	EPA 8270Cm	J 1.1	ng/dry g	1	5	01-Oct-07	17-Oct-07	27221d-31049
PCB077	NA	EPA 8270Cm	ND	ng/dry g	1	5	01-Oct-07	17-Oct-07	27221d-31049
PCB081	NA	EPA 8270Cm	ND	ng/dry g	1	5	01-Oct-07	17-Oct-07	27221d-31049
PCB087	NA	EPA 8270Cm	ND	ng/dry g	1	5	01-Oct-07	17-Oct-07	27221d-31049
PCB095	NA	EPA 8270Cm	J 3.8	ng/dry g	1	5	01-Oct-07	17-Oct-07	27221d-31049
PCB097	NA	EPA 8270Cm	J 3	ng/dry g	1	5	01-Oct-07	17-Oct-07	27221d-31049
PCB099	NA	EPA 8270Cm	J 2.6	ng/dry g	1	5	01-Oct-07	17-Oct-07	27221d-31049
PCB101	NA	EPA 8270Cm	7.1	ng/dry g	1	5	01-Oct-07	17-Oct-07	27221d-31049
PCB105	NA	EPA 8270Cm	J 3.5	ng/dry g	1	5	01-Oct-07	17-Oct-07	27221d-31049
PCB110	NA	EPA 8270Cm	J 4.1	ng/dry g	1	5	01-Oct-07	17-Oct-07	27221d-31049
PCB114	NA	EPA 8270Cm	ND	ng/dry g	1	5	01-Oct-07	17-Oct-07	27221d-31049
PCB118	NA	EPA 8270Cm	J 2.7	ng/dry g	1	5	01-Oct-07	17-Oct-07	27221d-31049
PCB119	NA	EPA 8270Cm	ND	ng/dry g	1	5	01-Oct-07	17-Oct-07	27221d-31049
PCB123	NA	EPA 8270Cm	ND	ng/dry g	1	5	01-Oct-07	17-Oct-07	27221d-31049
PCB126	NA	EPA 8270Cm	ND	ng/dry g	1	5	01-Oct-07	17-Oct-07	27221d-31049

MDL= Method Detection Limit (CFR 40 Part 136); RL= Reporting Limit; J= Estimated Value below the RL and above the MDL; ND= Not Detected; NA= Not Applicable; MI = Matrix Interference

California ELAP Certificate # 2261
57280 R1

CRG Marine Laboratories, Inc.

2020 Del Amo Blvd., Suite 200, Torrance, CA 90501-1206 (310) 533-5190 FAX (310) 533-5003 crglabs@sbcglobal.net

PCB Congeners

Client: *Weston Solutions*

CRG Project ID: *27221d*

CRG ID#: 57280	Sample: MC-5	Location: BOTTOM	Date Sampled: 18-Sep-07 08:15
Replicate #: R1	Description: LADPW MDR		Date Received: 19-Sep-07
DILUTION FACTOR: 1	Matrix: Sediment		

CONSTITUENT	FRACTION	METHOD	RESULT	UNITS	MDL	RL	DATE PROCESSED	DATE ANALYZED	BATCH ID
PCB128	NA	EPA 8270Cm	ND	ng/dry g	1	5	01-Oct-07	17-Oct-07	27221d-31049
PCB138	NA	EPA 8270Cm	5.4	ng/dry g	1	5	01-Oct-07	17-Oct-07	27221d-31049
PCB141	NA	EPA 8270Cm	ND	ng/dry g	1	5	01-Oct-07	17-Oct-07	27221d-31049
PCB149	NA	EPA 8270Cm	6	ng/dry g	1	5	01-Oct-07	17-Oct-07	27221d-31049
PCB151	NA	EPA 8270Cm	J 2.2	ng/dry g	1	5	01-Oct-07	17-Oct-07	27221d-31049
PCB153	NA	EPA 8270Cm	5.5	ng/dry g	1	5	01-Oct-07	17-Oct-07	27221d-31049
PCB156	NA	EPA 8270Cm	ND	ng/dry g	1	5	01-Oct-07	17-Oct-07	27221d-31049
PCB157	NA	EPA 8270Cm	ND	ng/dry g	1	5	01-Oct-07	17-Oct-07	27221d-31049
PCB158	NA	EPA 8270Cm	ND	ng/dry g	1	5	01-Oct-07	17-Oct-07	27221d-31049
PCB167	NA	EPA 8270Cm	ND	ng/dry g	1	5	01-Oct-07	17-Oct-07	27221d-31049
PCB168+132	NA	EPA 8270Cm	ND	ng/dry g	1	5	01-Oct-07	17-Oct-07	27221d-31049
PCB169	NA	EPA 8270Cm	ND	ng/dry g	1	5	01-Oct-07	17-Oct-07	27221d-31049
PCB170	NA	EPA 8270Cm	ND	ng/dry g	1	5	01-Oct-07	17-Oct-07	27221d-31049
PCB177	NA	EPA 8270Cm	ND	ng/dry g	1	5	01-Oct-07	17-Oct-07	27221d-31049
PCB180	NA	EPA 8270Cm	5.9	ng/dry g	1	5	01-Oct-07	17-Oct-07	27221d-31049
PCB183	NA	EPA 8270Cm	J 2.4	ng/dry g	1	5	01-Oct-07	17-Oct-07	27221d-31049
PCB187	NA	EPA 8270Cm	J 3.6	ng/dry g	1	5	01-Oct-07	17-Oct-07	27221d-31049
PCB189	NA	EPA 8270Cm	ND	ng/dry g	1	5	01-Oct-07	17-Oct-07	27221d-31049
PCB194	NA	EPA 8270Cm	ND	ng/dry g	1	5	01-Oct-07	17-Oct-07	27221d-31049
PCB195	NA	EPA 8270Cm	ND	ng/dry g	1	5	01-Oct-07	17-Oct-07	27221d-31049
PCB200	NA	EPA 8270Cm	ND	ng/dry g	1	5	01-Oct-07	17-Oct-07	27221d-31049
PCB201	NA	EPA 8270Cm	J 1.3	ng/dry g	1	5	01-Oct-07	17-Oct-07	27221d-31049
PCB206	NA	EPA 8270Cm	J 1.6	ng/dry g	1	5	01-Oct-07	17-Oct-07	27221d-31049
PCB209	NA	EPA 8270Cm	J 1.2	ng/dry g	1	5	01-Oct-07	17-Oct-07	27221d-31049
Total Detectable PCBs	NA	EPA 8270Cm	83.3	ng/dry g			01-Oct-07	17-Oct-07	27221d-31049

MDL= Method Detection Limit (CFR 40 Part 136); RL= Reporting Limit; J= Estimated Value below the RL and above the MDL; ND= Not Detected; NA= Not Applicable; MI = Matrix Interference

California ELAP Certificate # 2261
57280 R1

CRG Marine Laboratories, Inc.

2020 Del Amo Blvd., Suite 200, Torrance, CA 90501-1206 (310) 533-5190 FAX (310) 533-5003 crglabs@sbcglobal.net

PCB Congeners

Client: *Weston Solutions*

CRG Project ID: *27221d*

CRG ID#: 57281

Sample: MC-2 TOP

Date Sampled: 17-Sep-07 17:00

Replicate #: R1

Description: LADPW MDR

Date Received: 19-Sep-07

DILUTION FACTOR: 1

Matrix: Sediment

CONSTITUENT	FRACTION	METHOD	RESULT	UNITS	MDL	RL	DATE PROCESSED	DATE ANALYZED	BATCH ID
PCB008	NA	EPA 8270Cm	ND	ng/dry g	1	5	01-Oct-07	17-Oct-07	27221d-31049
PCB018	NA	EPA 8270Cm	ND	ng/dry g	1	5	01-Oct-07	17-Oct-07	27221d-31049
PCB028	NA	EPA 8270Cm	ND	ng/dry g	1	5	01-Oct-07	17-Oct-07	27221d-31049
PCB031	NA	EPA 8270Cm	ND	ng/dry g	1	5	01-Oct-07	17-Oct-07	27221d-31049
PCB033	NA	EPA 8270Cm	ND	ng/dry g	1	5	01-Oct-07	17-Oct-07	27221d-31049
PCB037	NA	EPA 8270Cm	ND	ng/dry g	1	5	01-Oct-07	17-Oct-07	27221d-31049
PCB044	NA	EPA 8270Cm	ND	ng/dry g	1	5	01-Oct-07	17-Oct-07	27221d-31049
PCB049	NA	EPA 8270Cm	J 3.2	ng/dry g	1	5	01-Oct-07	17-Oct-07	27221d-31049
PCB052	NA	EPA 8270Cm	ND	ng/dry g	1	5	01-Oct-07	17-Oct-07	27221d-31049
PCB066	NA	EPA 8270Cm	J 1.2	ng/dry g	1	5	01-Oct-07	17-Oct-07	27221d-31049
PCB070	NA	EPA 8270Cm	ND	ng/dry g	1	5	01-Oct-07	17-Oct-07	27221d-31049
PCB074	NA	EPA 8270Cm	ND	ng/dry g	1	5	01-Oct-07	17-Oct-07	27221d-31049
PCB077	NA	EPA 8270Cm	ND	ng/dry g	1	5	01-Oct-07	17-Oct-07	27221d-31049
PCB081	NA	EPA 8270Cm	ND	ng/dry g	1	5	01-Oct-07	17-Oct-07	27221d-31049
PCB087	NA	EPA 8270Cm	ND	ng/dry g	1	5	01-Oct-07	17-Oct-07	27221d-31049
PCB095	NA	EPA 8270Cm	J 1.4	ng/dry g	1	5	01-Oct-07	17-Oct-07	27221d-31049
PCB097	NA	EPA 8270Cm	ND	ng/dry g	1	5	01-Oct-07	17-Oct-07	27221d-31049
PCB099	NA	EPA 8270Cm	J 1	ng/dry g	1	5	01-Oct-07	17-Oct-07	27221d-31049
PCB101	NA	EPA 8270Cm	J 2.2	ng/dry g	1	5	01-Oct-07	17-Oct-07	27221d-31049
PCB105	NA	EPA 8270Cm	ND	ng/dry g	1	5	01-Oct-07	17-Oct-07	27221d-31049
PCB110	NA	EPA 8270Cm	J 1.3	ng/dry g	1	5	01-Oct-07	17-Oct-07	27221d-31049
PCB114	NA	EPA 8270Cm	ND	ng/dry g	1	5	01-Oct-07	17-Oct-07	27221d-31049
PCB118	NA	EPA 8270Cm	ND	ng/dry g	1	5	01-Oct-07	17-Oct-07	27221d-31049
PCB119	NA	EPA 8270Cm	ND	ng/dry g	1	5	01-Oct-07	17-Oct-07	27221d-31049
PCB123	NA	EPA 8270Cm	ND	ng/dry g	1	5	01-Oct-07	17-Oct-07	27221d-31049
PCB126	NA	EPA 8270Cm	ND	ng/dry g	1	5	01-Oct-07	17-Oct-07	27221d-31049

MDL= Method Detection Limit (CFR 40 Part 136); RL= Reporting Limit; J= Estimated Value below the RL and above the MDL; ND= Not Detected; NA= Not Applicable; MI = Matrix Interference

California ELAP Certificate # 2261
57281 R1

CRG Marine Laboratories, Inc.

2020 Del Amo Blvd., Suite 200, Torrance, CA 90501-1206 (310) 533-5190 FAX (310) 533-5003 crglabs@sbcglobal.net

PCB Congeners

Client: *Weston Solutions*

CRG Project ID: *27221d*

CRG ID#: 57281

Sample: MC-2 TOP

Date Sampled: 17-Sep-07 17:00

Replicate #: R1

Description: LADPW MDR

Date Received: 19-Sep-07

DILUTION FACTOR: 1

Matrix: Sediment

CONSTITUENT	FRACTION	METHOD	RESULT	UNITS	MDL	RL	DATE PROCESSED	DATE ANALYZED	BATCH ID
PCB128	NA	EPA 8270Cm	ND	ng/dry g	1	5	01-Oct-07	17-Oct-07	27221d-31049
PCB138	NA	EPA 8270Cm	ND	ng/dry g	1	5	01-Oct-07	17-Oct-07	27221d-31049
PCB141	NA	EPA 8270Cm	J 1	ng/dry g	1	5	01-Oct-07	17-Oct-07	27221d-31049
PCB149	NA	EPA 8270Cm	J 1.7	ng/dry g	1	5	01-Oct-07	17-Oct-07	27221d-31049
PCB151	NA	EPA 8270Cm	ND	ng/dry g	1	5	01-Oct-07	17-Oct-07	27221d-31049
PCB153	NA	EPA 8270Cm	J 3.2	ng/dry g	1	5	01-Oct-07	17-Oct-07	27221d-31049
PCB156	NA	EPA 8270Cm	J 1.1	ng/dry g	1	5	01-Oct-07	17-Oct-07	27221d-31049
PCB157	NA	EPA 8270Cm	ND	ng/dry g	1	5	01-Oct-07	17-Oct-07	27221d-31049
PCB158	NA	EPA 8270Cm	ND	ng/dry g	1	5	01-Oct-07	17-Oct-07	27221d-31049
PCB167	NA	EPA 8270Cm	ND	ng/dry g	1	5	01-Oct-07	17-Oct-07	27221d-31049
PCB168+132	NA	EPA 8270Cm	ND	ng/dry g	1	5	01-Oct-07	17-Oct-07	27221d-31049
PCB169	NA	EPA 8270Cm	ND	ng/dry g	1	5	01-Oct-07	17-Oct-07	27221d-31049
PCB170	NA	EPA 8270Cm	ND	ng/dry g	1	5	01-Oct-07	17-Oct-07	27221d-31049
PCB177	NA	EPA 8270Cm	J 1	ng/dry g	1	5	01-Oct-07	17-Oct-07	27221d-31049
PCB180	NA	EPA 8270Cm	J 1.7	ng/dry g	1	5	01-Oct-07	17-Oct-07	27221d-31049
PCB183	NA	EPA 8270Cm	ND	ng/dry g	1	5	01-Oct-07	17-Oct-07	27221d-31049
PCB187	NA	EPA 8270Cm	ND	ng/dry g	1	5	01-Oct-07	17-Oct-07	27221d-31049
PCB189	NA	EPA 8270Cm	ND	ng/dry g	1	5	01-Oct-07	17-Oct-07	27221d-31049
PCB194	NA	EPA 8270Cm	ND	ng/dry g	1	5	01-Oct-07	17-Oct-07	27221d-31049
PCB195	NA	EPA 8270Cm	ND	ng/dry g	1	5	01-Oct-07	17-Oct-07	27221d-31049
PCB200	NA	EPA 8270Cm	ND	ng/dry g	1	5	01-Oct-07	17-Oct-07	27221d-31049
PCB201	NA	EPA 8270Cm	ND	ng/dry g	1	5	01-Oct-07	17-Oct-07	27221d-31049
PCB206	NA	EPA 8270Cm	ND	ng/dry g	1	5	01-Oct-07	17-Oct-07	27221d-31049
PCB209	NA	EPA 8270Cm	ND	ng/dry g	1	5	01-Oct-07	17-Oct-07	27221d-31049
Total Detectable PCBs	NA	EPA 8270Cm	20	ng/dry g			01-Oct-07	17-Oct-07	27221d-31049

MDL= Method Detection Limit (CFR 40 Part 136); RL= Reporting Limit; J= Estimated Value below the RL and above the MDL; ND= Not Detected; NA= Not Applicable; MI = Matrix Interference

California ELAP Certificate # 2261
57281 R1

CRG Marine Laboratories, Inc.

2020 Del Amo Blvd., Suite 200, Torrance, CA 90501-1206 (310) 533-5190 FAX (310) 533-5003 crglabs@sbcglobal.net

PCB Congeners

Client: *Weston Solutions*

CRG Project ID: *27221d*

CRG ID#: 57282

Sample: MC-4 TOP

Date Sampled: 17-Sep-07 15:30

Replicate #: R1

Description: LADPW MDR

Date Received: 19-Sep-07

DILUTION FACTOR: 1

Matrix: Sediment

CONSTITUENT	FRACTION	METHOD	RESULT	UNITS	MDL	RL	DATE PROCESSED	DATE ANALYZED	BATCH ID
PCB008	NA	EPA 8270Cm	ND	ng/dry g	1	5	01-Oct-07	17-Oct-07	27221d-31049
PCB018	NA	EPA 8270Cm	ND	ng/dry g	1	5	01-Oct-07	17-Oct-07	27221d-31049
PCB028	NA	EPA 8270Cm	ND	ng/dry g	1	5	01-Oct-07	17-Oct-07	27221d-31049
PCB031	NA	EPA 8270Cm	ND	ng/dry g	1	5	01-Oct-07	17-Oct-07	27221d-31049
PCB033	NA	EPA 8270Cm	ND	ng/dry g	1	5	01-Oct-07	17-Oct-07	27221d-31049
PCB037	NA	EPA 8270Cm	ND	ng/dry g	1	5	01-Oct-07	17-Oct-07	27221d-31049
PCB044	NA	EPA 8270Cm	ND	ng/dry g	1	5	01-Oct-07	17-Oct-07	27221d-31049
PCB049	NA	EPA 8270Cm	J 1.4	ng/dry g	1	5	01-Oct-07	17-Oct-07	27221d-31049
PCB052	NA	EPA 8270Cm	ND	ng/dry g	1	5	01-Oct-07	17-Oct-07	27221d-31049
PCB066	NA	EPA 8270Cm	ND	ng/dry g	1	5	01-Oct-07	17-Oct-07	27221d-31049
PCB070	NA	EPA 8270Cm	ND	ng/dry g	1	5	01-Oct-07	17-Oct-07	27221d-31049
PCB074	NA	EPA 8270Cm	ND	ng/dry g	1	5	01-Oct-07	17-Oct-07	27221d-31049
PCB077	NA	EPA 8270Cm	ND	ng/dry g	1	5	01-Oct-07	17-Oct-07	27221d-31049
PCB081	NA	EPA 8270Cm	ND	ng/dry g	1	5	01-Oct-07	17-Oct-07	27221d-31049
PCB087	NA	EPA 8270Cm	ND	ng/dry g	1	5	01-Oct-07	17-Oct-07	27221d-31049
PCB095	NA	EPA 8270Cm	J 1.2	ng/dry g	1	5	01-Oct-07	17-Oct-07	27221d-31049
PCB097	NA	EPA 8270Cm	ND	ng/dry g	1	5	01-Oct-07	17-Oct-07	27221d-31049
PCB099	NA	EPA 8270Cm	J 1.1	ng/dry g	1	5	01-Oct-07	17-Oct-07	27221d-31049
PCB101	NA	EPA 8270Cm	J 1.4	ng/dry g	1	5	01-Oct-07	17-Oct-07	27221d-31049
PCB105	NA	EPA 8270Cm	ND	ng/dry g	1	5	01-Oct-07	17-Oct-07	27221d-31049
PCB110	NA	EPA 8270Cm	ND	ng/dry g	1	5	01-Oct-07	17-Oct-07	27221d-31049
PCB114	NA	EPA 8270Cm	ND	ng/dry g	1	5	01-Oct-07	17-Oct-07	27221d-31049
PCB118	NA	EPA 8270Cm	ND	ng/dry g	1	5	01-Oct-07	17-Oct-07	27221d-31049
PCB119	NA	EPA 8270Cm	ND	ng/dry g	1	5	01-Oct-07	17-Oct-07	27221d-31049
PCB123	NA	EPA 8270Cm	ND	ng/dry g	1	5	01-Oct-07	17-Oct-07	27221d-31049
PCB126	NA	EPA 8270Cm	ND	ng/dry g	1	5	01-Oct-07	17-Oct-07	27221d-31049

MDL= Method Detection Limit (CFR 40 Part 136); RL= Reporting Limit; J= Estimated Value below the RL and above the MDL; ND= Not Detected; NA= Not Applicable; MI = Matrix Interference

California ELAP Certificate # 2261
57282 R1

CRG Marine Laboratories, Inc.

2020 Del Amo Blvd., Suite 200, Torrance, CA 90501-1206 (310) 533-5190 FAX (310) 533-5003 crglabs@sbcglobal.net

PCB Congeners

Client: *Weston Solutions*

CRG Project ID: *27221d*

CRG ID#: 57282

Sample: MC-4 TOP

Date Sampled: 17-Sep-07 15:30

Replicate #: R1

Description: LADPW MDR

Date Received: 19-Sep-07

DILUTION FACTOR: 1

Matrix: Sediment

CONSTITUENT	FRACTION	METHOD	RESULT	UNITS	MDL	RL	DATE PROCESSED	DATE ANALYZED	BATCH ID
PCB128	NA	EPA 8270Cm	ND	ng/dry g	1	5	01-Oct-07	17-Oct-07	27221d-31049
PCB138	NA	EPA 8270Cm	ND	ng/dry g	1	5	01-Oct-07	17-Oct-07	27221d-31049
PCB141	NA	EPA 8270Cm	ND	ng/dry g	1	5	01-Oct-07	17-Oct-07	27221d-31049
PCB149	NA	EPA 8270Cm	J 1.5	ng/dry g	1	5	01-Oct-07	17-Oct-07	27221d-31049
PCB151	NA	EPA 8270Cm	ND	ng/dry g	1	5	01-Oct-07	17-Oct-07	27221d-31049
PCB153	NA	EPA 8270Cm	ND	ng/dry g	1	5	01-Oct-07	17-Oct-07	27221d-31049
PCB156	NA	EPA 8270Cm	ND	ng/dry g	1	5	01-Oct-07	17-Oct-07	27221d-31049
PCB157	NA	EPA 8270Cm	ND	ng/dry g	1	5	01-Oct-07	17-Oct-07	27221d-31049
PCB158	NA	EPA 8270Cm	ND	ng/dry g	1	5	01-Oct-07	17-Oct-07	27221d-31049
PCB167	NA	EPA 8270Cm	ND	ng/dry g	1	5	01-Oct-07	17-Oct-07	27221d-31049
PCB168+132	NA	EPA 8270Cm	ND	ng/dry g	1	5	01-Oct-07	17-Oct-07	27221d-31049
PCB169	NA	EPA 8270Cm	ND	ng/dry g	1	5	01-Oct-07	17-Oct-07	27221d-31049
PCB170	NA	EPA 8270Cm	ND	ng/dry g	1	5	01-Oct-07	17-Oct-07	27221d-31049
PCB177	NA	EPA 8270Cm	ND	ng/dry g	1	5	01-Oct-07	17-Oct-07	27221d-31049
PCB180	NA	EPA 8270Cm	ND	ng/dry g	1	5	01-Oct-07	17-Oct-07	27221d-31049
PCB183	NA	EPA 8270Cm	ND	ng/dry g	1	5	01-Oct-07	17-Oct-07	27221d-31049
PCB187	NA	EPA 8270Cm	J 1.1	ng/dry g	1	5	01-Oct-07	17-Oct-07	27221d-31049
PCB189	NA	EPA 8270Cm	ND	ng/dry g	1	5	01-Oct-07	17-Oct-07	27221d-31049
PCB194	NA	EPA 8270Cm	ND	ng/dry g	1	5	01-Oct-07	17-Oct-07	27221d-31049
PCB195	NA	EPA 8270Cm	ND	ng/dry g	1	5	01-Oct-07	17-Oct-07	27221d-31049
PCB200	NA	EPA 8270Cm	ND	ng/dry g	1	5	01-Oct-07	17-Oct-07	27221d-31049
PCB201	NA	EPA 8270Cm	ND	ng/dry g	1	5	01-Oct-07	17-Oct-07	27221d-31049
PCB206	NA	EPA 8270Cm	ND	ng/dry g	1	5	01-Oct-07	17-Oct-07	27221d-31049
PCB209	NA	EPA 8270Cm	ND	ng/dry g	1	5	01-Oct-07	17-Oct-07	27221d-31049
Total Detectable PCBs	NA	EPA 8270Cm	7.7	ng/dry g			01-Oct-07	17-Oct-07	27221d-31049

MDL= Method Detection Limit (CFR 40 Part 136); RL= Reporting Limit; J= Estimated Value below the RL and above the MDL; ND= Not Detected; NA= Not Applicable; MI = Matrix Interference

California ELAP Certificate # 2261
57282 R1

CRG Marine Laboratories, Inc.

2020 Del Amo Blvd., Suite 200, Torrance, CA 90501-1206 (310) 533-5190 FAX (310) 533-5003 crglabs@sbcglobal.net

PCB Congeners

Client: *Weston Solutions*

CRG Project ID: *27221d*

CRG ID#: 57283

Sample: MC-5 TOP

Date Sampled: 18-Sep-07 08:15

Replicate #: R1

Description: LADPW MDR

Date Received: 19-Sep-07

DILUTION FACTOR: 1

Matrix: Sediment

CONSTITUENT	FRACTION	METHOD	RESULT	UNITS	MDL	RL	DATE PROCESSED	DATE ANALYZED	BATCH ID
PCB008	NA	EPA 8270Cm	ND	ng/dry g	1	5	01-Oct-07	17-Oct-07	27221d-31049
PCB018	NA	EPA 8270Cm	ND	ng/dry g	1	5	01-Oct-07	17-Oct-07	27221d-31049
PCB028	NA	EPA 8270Cm	ND	ng/dry g	1	5	01-Oct-07	17-Oct-07	27221d-31049
PCB031	NA	EPA 8270Cm	ND	ng/dry g	1	5	01-Oct-07	17-Oct-07	27221d-31049
PCB033	NA	EPA 8270Cm	J 2.8	ng/dry g	1	5	01-Oct-07	17-Oct-07	27221d-31049
PCB037	NA	EPA 8270Cm	ND	ng/dry g	1	5	01-Oct-07	17-Oct-07	27221d-31049
PCB044	NA	EPA 8270Cm	J 1.9	ng/dry g	1	5	01-Oct-07	17-Oct-07	27221d-31049
PCB049	NA	EPA 8270Cm	11.6	ng/dry g	1	5	01-Oct-07	17-Oct-07	27221d-31049
PCB052	NA	EPA 8270Cm	ND	ng/dry g	1	5	01-Oct-07	17-Oct-07	27221d-31049
PCB066	NA	EPA 8270Cm	ND	ng/dry g	1	5	01-Oct-07	17-Oct-07	27221d-31049
PCB070	NA	EPA 8270Cm	ND	ng/dry g	1	5	01-Oct-07	17-Oct-07	27221d-31049
PCB074	NA	EPA 8270Cm	ND	ng/dry g	1	5	01-Oct-07	17-Oct-07	27221d-31049
PCB077	NA	EPA 8270Cm	ND	ng/dry g	1	5	01-Oct-07	17-Oct-07	27221d-31049
PCB081	NA	EPA 8270Cm	ND	ng/dry g	1	5	01-Oct-07	17-Oct-07	27221d-31049
PCB087	NA	EPA 8270Cm	ND	ng/dry g	1	5	01-Oct-07	17-Oct-07	27221d-31049
PCB095	NA	EPA 8270Cm	J 4.1	ng/dry g	1	5	01-Oct-07	17-Oct-07	27221d-31049
PCB097	NA	EPA 8270Cm	ND	ng/dry g	1	5	01-Oct-07	17-Oct-07	27221d-31049
PCB099	NA	EPA 8270Cm	J 2.1	ng/dry g	1	5	01-Oct-07	17-Oct-07	27221d-31049
PCB101	NA	EPA 8270Cm	5.6	ng/dry g	1	5	01-Oct-07	17-Oct-07	27221d-31049
PCB105	NA	EPA 8270Cm	ND	ng/dry g	1	5	01-Oct-07	17-Oct-07	27221d-31049
PCB110	NA	EPA 8270Cm	J 2.5	ng/dry g	1	5	01-Oct-07	17-Oct-07	27221d-31049
PCB114	NA	EPA 8270Cm	ND	ng/dry g	1	5	01-Oct-07	17-Oct-07	27221d-31049
PCB118	NA	EPA 8270Cm	J 3.2	ng/dry g	1	5	01-Oct-07	17-Oct-07	27221d-31049
PCB119	NA	EPA 8270Cm	ND	ng/dry g	1	5	01-Oct-07	17-Oct-07	27221d-31049
PCB123	NA	EPA 8270Cm	J 1.3	ng/dry g	1	5	01-Oct-07	17-Oct-07	27221d-31049
PCB126	NA	EPA 8270Cm	ND	ng/dry g	1	5	01-Oct-07	17-Oct-07	27221d-31049

MDL= Method Detection Limit (CFR 40 Part 136); RL= Reporting Limit; J= Estimated Value below the RL and above the MDL; ND= Not Detected; NA= Not Applicable; MI = Matrix Interference

California ELAP Certificate # 2261
57283 R1

CRG Marine Laboratories, Inc.

2020 Del Amo Blvd., Suite 200, Torrance, CA 90501-1206 (310) 533-5190 FAX (310) 533-5003 crglabs@sbcglobal.net

PCB Congeners

Client: *Weston Solutions*

CRG Project ID: *27221d*

CRG ID#: 57283

Sample: MC-5 TOP

Date Sampled: 18-Sep-07 08:15

Replicate #: R1

Description: LADPW MDR

Date Received: 19-Sep-07

DILUTION FACTOR: 1

Matrix: Sediment

CONSTITUENT	FRACTION	METHOD	RESULT	UNITS	MDL	RL	DATE PROCESSED	DATE ANALYZED	BATCH ID
PCB128	NA	EPA 8270Cm	ND	ng/dry g	1	5	01-Oct-07	17-Oct-07	27221d-31049
PCB138	NA	EPA 8270Cm	ND	ng/dry g	1	5	01-Oct-07	17-Oct-07	27221d-31049
PCB141	NA	EPA 8270Cm	ND	ng/dry g	1	5	01-Oct-07	17-Oct-07	27221d-31049
PCB149	NA	EPA 8270Cm	J 4.5	ng/dry g	1	5	01-Oct-07	17-Oct-07	27221d-31049
PCB151	NA	EPA 8270Cm	ND	ng/dry g	1	5	01-Oct-07	17-Oct-07	27221d-31049
PCB153	NA	EPA 8270Cm	J 4.6	ng/dry g	1	5	01-Oct-07	17-Oct-07	27221d-31049
PCB156	NA	EPA 8270Cm	ND	ng/dry g	1	5	01-Oct-07	17-Oct-07	27221d-31049
PCB157	NA	EPA 8270Cm	ND	ng/dry g	1	5	01-Oct-07	17-Oct-07	27221d-31049
PCB158	NA	EPA 8270Cm	J 1.2	ng/dry g	1	5	01-Oct-07	17-Oct-07	27221d-31049
PCB167	NA	EPA 8270Cm	ND	ng/dry g	1	5	01-Oct-07	17-Oct-07	27221d-31049
PCB168+132	NA	EPA 8270Cm	ND	ng/dry g	1	5	01-Oct-07	17-Oct-07	27221d-31049
PCB169	NA	EPA 8270Cm	ND	ng/dry g	1	5	01-Oct-07	17-Oct-07	27221d-31049
PCB170	NA	EPA 8270Cm	ND	ng/dry g	1	5	01-Oct-07	17-Oct-07	27221d-31049
PCB177	NA	EPA 8270Cm	J 1.4	ng/dry g	1	5	01-Oct-07	17-Oct-07	27221d-31049
PCB180	NA	EPA 8270Cm	6	ng/dry g	1	5	01-Oct-07	17-Oct-07	27221d-31049
PCB183	NA	EPA 8270Cm	J 1.7	ng/dry g	1	5	01-Oct-07	17-Oct-07	27221d-31049
PCB187	NA	EPA 8270Cm	J 3.7	ng/dry g	1	5	01-Oct-07	17-Oct-07	27221d-31049
PCB189	NA	EPA 8270Cm	ND	ng/dry g	1	5	01-Oct-07	17-Oct-07	27221d-31049
PCB194	NA	EPA 8270Cm	ND	ng/dry g	1	5	01-Oct-07	17-Oct-07	27221d-31049
PCB195	NA	EPA 8270Cm	ND	ng/dry g	1	5	01-Oct-07	17-Oct-07	27221d-31049
PCB200	NA	EPA 8270Cm	ND	ng/dry g	1	5	01-Oct-07	17-Oct-07	27221d-31049
PCB201	NA	EPA 8270Cm	ND	ng/dry g	1	5	01-Oct-07	17-Oct-07	27221d-31049
PCB206	NA	EPA 8270Cm	J 1.4	ng/dry g	1	5	01-Oct-07	17-Oct-07	27221d-31049
PCB209	NA	EPA 8270Cm	J 1.4	ng/dry g	1	5	01-Oct-07	17-Oct-07	27221d-31049
Total Detectable PCBs	NA	EPA 8270Cm	61	ng/dry g			01-Oct-07	17-Oct-07	27221d-31049

MDL= Method Detection Limit (CFR 40 Part 136); RL= Reporting Limit; J= Estimated Value below the RL and above the MDL; ND= Not Detected; NA= Not Applicable; MI = Matrix Interference

California ELAP Certificate # 2261
57283 R1

CRG Marine Laboratories, Inc.

2020 Del Amo Blvd., Suite 200, Torrance, CA 90501-1206 (310) 533-5190 FAX (310) 533-5003 crglabs@sbcglobal.net

PCB Congeners

Client: *Weston Solutions*

CRG Project ID: *27221d*

CRG ID#: 57284

Sample: MC-4 BOTTOM

Date Sampled: 17-Sep-07 05:30

Replicate #: R1

Description: LADPW MDR

Date Received: 19-Sep-07

DILUTION FACTOR: 1

Matrix: Sediment

CONSTITUENT	FRACTION	METHOD	RESULT	UNITS	MDL	RL	DATE PROCESSED	DATE ANALYZED	BATCH ID
PCB008	NA	EPA 8270Cm	ND	ng/dry g	1	5	01-Oct-07	17-Oct-07	27221d-31049
PCB018	NA	EPA 8270Cm	ND	ng/dry g	1	5	01-Oct-07	17-Oct-07	27221d-31049
PCB028	NA	EPA 8270Cm	ND	ng/dry g	1	5	01-Oct-07	17-Oct-07	27221d-31049
PCB031	NA	EPA 8270Cm	ND	ng/dry g	1	5	01-Oct-07	17-Oct-07	27221d-31049
PCB033	NA	EPA 8270Cm	ND	ng/dry g	1	5	01-Oct-07	17-Oct-07	27221d-31049
PCB037	NA	EPA 8270Cm	ND	ng/dry g	1	5	01-Oct-07	17-Oct-07	27221d-31049
PCB044	NA	EPA 8270Cm	ND	ng/dry g	1	5	01-Oct-07	17-Oct-07	27221d-31049
PCB049	NA	EPA 8270Cm	ND	ng/dry g	1	5	01-Oct-07	17-Oct-07	27221d-31049
PCB052	NA	EPA 8270Cm	ND	ng/dry g	1	5	01-Oct-07	17-Oct-07	27221d-31049
PCB066	NA	EPA 8270Cm	ND	ng/dry g	1	5	01-Oct-07	17-Oct-07	27221d-31049
PCB070	NA	EPA 8270Cm	ND	ng/dry g	1	5	01-Oct-07	17-Oct-07	27221d-31049
PCB074	NA	EPA 8270Cm	ND	ng/dry g	1	5	01-Oct-07	17-Oct-07	27221d-31049
PCB077	NA	EPA 8270Cm	ND	ng/dry g	1	5	01-Oct-07	17-Oct-07	27221d-31049
PCB081	NA	EPA 8270Cm	ND	ng/dry g	1	5	01-Oct-07	17-Oct-07	27221d-31049
PCB087	NA	EPA 8270Cm	ND	ng/dry g	1	5	01-Oct-07	17-Oct-07	27221d-31049
PCB095	NA	EPA 8270Cm	ND	ng/dry g	1	5	01-Oct-07	17-Oct-07	27221d-31049
PCB097	NA	EPA 8270Cm	ND	ng/dry g	1	5	01-Oct-07	17-Oct-07	27221d-31049
PCB099	NA	EPA 8270Cm	ND	ng/dry g	1	5	01-Oct-07	17-Oct-07	27221d-31049
PCB101	NA	EPA 8270Cm	ND	ng/dry g	1	5	01-Oct-07	17-Oct-07	27221d-31049
PCB105	NA	EPA 8270Cm	ND	ng/dry g	1	5	01-Oct-07	17-Oct-07	27221d-31049
PCB110	NA	EPA 8270Cm	ND	ng/dry g	1	5	01-Oct-07	17-Oct-07	27221d-31049
PCB114	NA	EPA 8270Cm	ND	ng/dry g	1	5	01-Oct-07	17-Oct-07	27221d-31049
PCB118	NA	EPA 8270Cm	ND	ng/dry g	1	5	01-Oct-07	17-Oct-07	27221d-31049
PCB119	NA	EPA 8270Cm	ND	ng/dry g	1	5	01-Oct-07	17-Oct-07	27221d-31049
PCB123	NA	EPA 8270Cm	ND	ng/dry g	1	5	01-Oct-07	17-Oct-07	27221d-31049
PCB126	NA	EPA 8270Cm	ND	ng/dry g	1	5	01-Oct-07	17-Oct-07	27221d-31049

MDL= Method Detection Limit (CFR 40 Part 136); RL= Reporting Limit; J= Estimated Value below the RL and above the MDL; ND= Not Detected; NA= Not Applicable; MI = Matrix Interference

California ELAP Certificate # 2261
57284 R1

CRG Marine Laboratories, Inc.

2020 Del Amo Blvd., Suite 200, Torrance, CA 90501-1206 (310) 533-5190 FAX (310) 533-5003 crglabs@sbcglobal.net

PCB Congeners

Client: *Weston Solutions*

CRG Project ID: *27221d*

CRG ID#: 57284	Sample: MC-4	BOTTOM	Date Sampled: 17-Sep-07 05:30
Replicate #: R1	Description: LADPW MDR		Date Received: 19-Sep-07
DILUTION FACTOR: 1	Matrix: Sediment		

CONSTITUENT	FRACTION	METHOD	RESULT	UNITS	MDL	RL	DATE PROCESSED	DATE ANALYZED	BATCH ID
PCB128	NA	EPA 8270Cm	ND	ng/dry g	1	5	01-Oct-07	17-Oct-07	27221d-31049
PCB138	NA	EPA 8270Cm	ND	ng/dry g	1	5	01-Oct-07	17-Oct-07	27221d-31049
PCB141	NA	EPA 8270Cm	ND	ng/dry g	1	5	01-Oct-07	17-Oct-07	27221d-31049
PCB149	NA	EPA 8270Cm	ND	ng/dry g	1	5	01-Oct-07	17-Oct-07	27221d-31049
PCB151	NA	EPA 8270Cm	ND	ng/dry g	1	5	01-Oct-07	17-Oct-07	27221d-31049
PCB153	NA	EPA 8270Cm	ND	ng/dry g	1	5	01-Oct-07	17-Oct-07	27221d-31049
PCB156	NA	EPA 8270Cm	ND	ng/dry g	1	5	01-Oct-07	17-Oct-07	27221d-31049
PCB157	NA	EPA 8270Cm	ND	ng/dry g	1	5	01-Oct-07	17-Oct-07	27221d-31049
PCB158	NA	EPA 8270Cm	ND	ng/dry g	1	5	01-Oct-07	17-Oct-07	27221d-31049
PCB167	NA	EPA 8270Cm	ND	ng/dry g	1	5	01-Oct-07	17-Oct-07	27221d-31049
PCB168+132	NA	EPA 8270Cm	ND	ng/dry g	1	5	01-Oct-07	17-Oct-07	27221d-31049
PCB169	NA	EPA 8270Cm	ND	ng/dry g	1	5	01-Oct-07	17-Oct-07	27221d-31049
PCB170	NA	EPA 8270Cm	ND	ng/dry g	1	5	01-Oct-07	17-Oct-07	27221d-31049
PCB177	NA	EPA 8270Cm	ND	ng/dry g	1	5	01-Oct-07	17-Oct-07	27221d-31049
PCB180	NA	EPA 8270Cm	ND	ng/dry g	1	5	01-Oct-07	17-Oct-07	27221d-31049
PCB183	NA	EPA 8270Cm	ND	ng/dry g	1	5	01-Oct-07	17-Oct-07	27221d-31049
PCB187	NA	EPA 8270Cm	ND	ng/dry g	1	5	01-Oct-07	17-Oct-07	27221d-31049
PCB189	NA	EPA 8270Cm	ND	ng/dry g	1	5	01-Oct-07	17-Oct-07	27221d-31049
PCB194	NA	EPA 8270Cm	ND	ng/dry g	1	5	01-Oct-07	17-Oct-07	27221d-31049
PCB195	NA	EPA 8270Cm	ND	ng/dry g	1	5	01-Oct-07	17-Oct-07	27221d-31049
PCB200	NA	EPA 8270Cm	ND	ng/dry g	1	5	01-Oct-07	17-Oct-07	27221d-31049
PCB201	NA	EPA 8270Cm	ND	ng/dry g	1	5	01-Oct-07	17-Oct-07	27221d-31049
PCB206	NA	EPA 8270Cm	ND	ng/dry g	1	5	01-Oct-07	17-Oct-07	27221d-31049
PCB209	NA	EPA 8270Cm	ND	ng/dry g	1	5	01-Oct-07	17-Oct-07	27221d-31049
Total Detectable PCBs	NA	EPA 8270Cm		ng/dry g			01-Oct-07	17-Oct-07	27221d-31049

MDL= Method Detection Limit (CFR 40 Part 136); RL= Reporting Limit; J= Estimated Value below the RL and above the MDL; ND= Not Detected; NA= Not Applicable; MI = Matrix Interference

California ELAP Certificate # 2261
57284 R1

CRG Marine Laboratories, Inc.

2020 Del Amo Blvd., Suite 200, Torrance, CA 90501-1206 (310) 533-5190 FAX (310) 533-5003 crglabs@sbcglobal.net

PCB Congeners

Client: *Weston Solutions*

CRG Project ID: *27221d*

CRG ID#: 57285	Sample: F-1	BOTTOM	Date Sampled: 18-Sep-07 11:20
Replicate #: R1	Description: LADPW MDR		Date Received: 19-Sep-07
DILUTION FACTOR: 1	Matrix: Sediment		

CONSTITUENT	FRACTION	METHOD	RESULT	UNITS	MDL	RL	DATE PROCESSED	DATE ANALYZED	BATCH ID
PCB008	NA	EPA 8270Cm	ND	ng/dry g	1	5	01-Oct-07	17-Oct-07	27221d-31049
PCB018	NA	EPA 8270Cm	ND	ng/dry g	1	5	01-Oct-07	17-Oct-07	27221d-31049
PCB028	NA	EPA 8270Cm	ND	ng/dry g	1	5	01-Oct-07	17-Oct-07	27221d-31049
PCB031	NA	EPA 8270Cm	ND	ng/dry g	1	5	01-Oct-07	17-Oct-07	27221d-31049
PCB033	NA	EPA 8270Cm	ND	ng/dry g	1	5	01-Oct-07	17-Oct-07	27221d-31049
PCB037	NA	EPA 8270Cm	ND	ng/dry g	1	5	01-Oct-07	17-Oct-07	27221d-31049
PCB044	NA	EPA 8270Cm	ND	ng/dry g	1	5	01-Oct-07	17-Oct-07	27221d-31049
PCB049	NA	EPA 8270Cm	ND	ng/dry g	1	5	01-Oct-07	17-Oct-07	27221d-31049
PCB052	NA	EPA 8270Cm	ND	ng/dry g	1	5	01-Oct-07	17-Oct-07	27221d-31049
PCB066	NA	EPA 8270Cm	ND	ng/dry g	1	5	01-Oct-07	17-Oct-07	27221d-31049
PCB070	NA	EPA 8270Cm	ND	ng/dry g	1	5	01-Oct-07	17-Oct-07	27221d-31049
PCB074	NA	EPA 8270Cm	ND	ng/dry g	1	5	01-Oct-07	17-Oct-07	27221d-31049
PCB077	NA	EPA 8270Cm	ND	ng/dry g	1	5	01-Oct-07	17-Oct-07	27221d-31049
PCB081	NA	EPA 8270Cm	ND	ng/dry g	1	5	01-Oct-07	17-Oct-07	27221d-31049
PCB087	NA	EPA 8270Cm	ND	ng/dry g	1	5	01-Oct-07	17-Oct-07	27221d-31049
PCB095	NA	EPA 8270Cm	ND	ng/dry g	1	5	01-Oct-07	17-Oct-07	27221d-31049
PCB097	NA	EPA 8270Cm	ND	ng/dry g	1	5	01-Oct-07	17-Oct-07	27221d-31049
PCB099	NA	EPA 8270Cm	ND	ng/dry g	1	5	01-Oct-07	17-Oct-07	27221d-31049
PCB101	NA	EPA 8270Cm	ND	ng/dry g	1	5	01-Oct-07	17-Oct-07	27221d-31049
PCB105	NA	EPA 8270Cm	ND	ng/dry g	1	5	01-Oct-07	17-Oct-07	27221d-31049
PCB110	NA	EPA 8270Cm	ND	ng/dry g	1	5	01-Oct-07	17-Oct-07	27221d-31049
PCB114	NA	EPA 8270Cm	ND	ng/dry g	1	5	01-Oct-07	17-Oct-07	27221d-31049
PCB118	NA	EPA 8270Cm	ND	ng/dry g	1	5	01-Oct-07	17-Oct-07	27221d-31049
PCB119	NA	EPA 8270Cm	ND	ng/dry g	1	5	01-Oct-07	17-Oct-07	27221d-31049
PCB123	NA	EPA 8270Cm	ND	ng/dry g	1	5	01-Oct-07	17-Oct-07	27221d-31049
PCB126	NA	EPA 8270Cm	ND	ng/dry g	1	5	01-Oct-07	17-Oct-07	27221d-31049

MDL= Method Detection Limit (CFR 40 Part 136); RL= Reporting Limit; J= Estimated Value below the RL and above the MDL; ND= Not Detected; NA= Not Applicable; MI = Matrix Interference

California ELAP Certificate # 2261
57285 R1

CRG Marine Laboratories, Inc.

2020 Del Amo Blvd., Suite 200, Torrance, CA 90501-1206 (310) 533-5190 FAX (310) 533-5003 crglabs@sbcglobal.net

PCB Congeners

Client: *Weston Solutions*

CRG Project ID: *27221d*

CRG ID#: 57285	Sample: F-1	BOTTOM	Date Sampled: 18-Sep-07 11:20
Replicate #: R1	Description: LADPW MDR		Date Received: 19-Sep-07
DILUTION FACTOR: 1	Matrix: Sediment		

CONSTITUENT	FRACTION	METHOD	RESULT	UNITS	MDL	RL	DATE PROCESSED	DATE ANALYZED	BATCH ID
PCB128	NA	EPA 8270Cm	ND	ng/dry g	1	5	01-Oct-07	17-Oct-07	27221d-31049
PCB138	NA	EPA 8270Cm	ND	ng/dry g	1	5	01-Oct-07	17-Oct-07	27221d-31049
PCB141	NA	EPA 8270Cm	ND	ng/dry g	1	5	01-Oct-07	17-Oct-07	27221d-31049
PCB149	NA	EPA 8270Cm	ND	ng/dry g	1	5	01-Oct-07	17-Oct-07	27221d-31049
PCB151	NA	EPA 8270Cm	ND	ng/dry g	1	5	01-Oct-07	17-Oct-07	27221d-31049
PCB153	NA	EPA 8270Cm	ND	ng/dry g	1	5	01-Oct-07	17-Oct-07	27221d-31049
PCB156	NA	EPA 8270Cm	ND	ng/dry g	1	5	01-Oct-07	17-Oct-07	27221d-31049
PCB157	NA	EPA 8270Cm	ND	ng/dry g	1	5	01-Oct-07	17-Oct-07	27221d-31049
PCB158	NA	EPA 8270Cm	ND	ng/dry g	1	5	01-Oct-07	17-Oct-07	27221d-31049
PCB167	NA	EPA 8270Cm	ND	ng/dry g	1	5	01-Oct-07	17-Oct-07	27221d-31049
PCB168+132	NA	EPA 8270Cm	ND	ng/dry g	1	5	01-Oct-07	17-Oct-07	27221d-31049
PCB169	NA	EPA 8270Cm	J 2.1	ng/dry g	1	5	01-Oct-07	17-Oct-07	27221d-31049
PCB170	NA	EPA 8270Cm	ND	ng/dry g	1	5	01-Oct-07	17-Oct-07	27221d-31049
PCB177	NA	EPA 8270Cm	ND	ng/dry g	1	5	01-Oct-07	17-Oct-07	27221d-31049
PCB180	NA	EPA 8270Cm	ND	ng/dry g	1	5	01-Oct-07	17-Oct-07	27221d-31049
PCB183	NA	EPA 8270Cm	ND	ng/dry g	1	5	01-Oct-07	17-Oct-07	27221d-31049
PCB187	NA	EPA 8270Cm	ND	ng/dry g	1	5	01-Oct-07	17-Oct-07	27221d-31049
PCB189	NA	EPA 8270Cm	ND	ng/dry g	1	5	01-Oct-07	17-Oct-07	27221d-31049
PCB194	NA	EPA 8270Cm	ND	ng/dry g	1	5	01-Oct-07	17-Oct-07	27221d-31049
PCB195	NA	EPA 8270Cm	ND	ng/dry g	1	5	01-Oct-07	17-Oct-07	27221d-31049
PCB200	NA	EPA 8270Cm	ND	ng/dry g	1	5	01-Oct-07	17-Oct-07	27221d-31049
PCB201	NA	EPA 8270Cm	ND	ng/dry g	1	5	01-Oct-07	17-Oct-07	27221d-31049
PCB206	NA	EPA 8270Cm	ND	ng/dry g	1	5	01-Oct-07	17-Oct-07	27221d-31049
PCB209	NA	EPA 8270Cm	ND	ng/dry g	1	5	01-Oct-07	17-Oct-07	27221d-31049
Total Detectable PCBs	NA	EPA 8270Cm	2.1	ng/dry g			01-Oct-07	17-Oct-07	27221d-31049

MDL= Method Detection Limit (CFR 40 Part 136); RL= Reporting Limit; J= Estimated Value below the RL and above the MDL; ND= Not Detected; NA= Not Applicable; MI = Matrix Interference

California ELAP Certificate # 2261
57285 R1

CRG Marine Laboratories, Inc.

2020 Del Amo Blvd., Suite 200, Torrance, CA 90501-1206 (310) 533-5190 FAX (310) 533-5003 crglabs@sbcglobal.net

PCB Congeners

Client: *Weston Solutions*

CRG Project ID: *27221d*

CRG ID#: 57286	Sample: E-3	BOTTOM	Date Sampled: 18-Sep-07 16:00
Replicate #: R1	Description: LADPW MDR		Date Received: 19-Sep-07
DILUTION FACTOR: 1	Matrix: Sediment		

CONSTITUENT	FRACTION	METHOD	RESULT	UNITS	MDL	RL	DATE PROCESSED	DATE ANALYZED	BATCH ID
PCB008	NA	EPA 8270Cm	ND	ng/dry g	1	5	01-Oct-07	17-Oct-07	27221d-31049
PCB018	NA	EPA 8270Cm	ND	ng/dry g	1	5	01-Oct-07	17-Oct-07	27221d-31049
PCB028	NA	EPA 8270Cm	ND	ng/dry g	1	5	01-Oct-07	17-Oct-07	27221d-31049
PCB031	NA	EPA 8270Cm	ND	ng/dry g	1	5	01-Oct-07	17-Oct-07	27221d-31049
PCB033	NA	EPA 8270Cm	ND	ng/dry g	1	5	01-Oct-07	17-Oct-07	27221d-31049
PCB037	NA	EPA 8270Cm	ND	ng/dry g	1	5	01-Oct-07	17-Oct-07	27221d-31049
PCB044	NA	EPA 8270Cm	J 1.4	ng/dry g	1	5	01-Oct-07	17-Oct-07	27221d-31049
PCB049	NA	EPA 8270Cm	ND	ng/dry g	1	5	01-Oct-07	17-Oct-07	27221d-31049
PCB052	NA	EPA 8270Cm	ND	ng/dry g	1	5	01-Oct-07	17-Oct-07	27221d-31049
PCB066	NA	EPA 8270Cm	ND	ng/dry g	1	5	01-Oct-07	17-Oct-07	27221d-31049
PCB070	NA	EPA 8270Cm	ND	ng/dry g	1	5	01-Oct-07	17-Oct-07	27221d-31049
PCB074	NA	EPA 8270Cm	ND	ng/dry g	1	5	01-Oct-07	17-Oct-07	27221d-31049
PCB077	NA	EPA 8270Cm	ND	ng/dry g	1	5	01-Oct-07	17-Oct-07	27221d-31049
PCB081	NA	EPA 8270Cm	ND	ng/dry g	1	5	01-Oct-07	17-Oct-07	27221d-31049
PCB087	NA	EPA 8270Cm	ND	ng/dry g	1	5	01-Oct-07	17-Oct-07	27221d-31049
PCB095	NA	EPA 8270Cm	ND	ng/dry g	1	5	01-Oct-07	17-Oct-07	27221d-31049
PCB097	NA	EPA 8270Cm	ND	ng/dry g	1	5	01-Oct-07	17-Oct-07	27221d-31049
PCB099	NA	EPA 8270Cm	ND	ng/dry g	1	5	01-Oct-07	17-Oct-07	27221d-31049
PCB101	NA	EPA 8270Cm	ND	ng/dry g	1	5	01-Oct-07	17-Oct-07	27221d-31049
PCB105	NA	EPA 8270Cm	ND	ng/dry g	1	5	01-Oct-07	17-Oct-07	27221d-31049
PCB110	NA	EPA 8270Cm	ND	ng/dry g	1	5	01-Oct-07	17-Oct-07	27221d-31049
PCB114	NA	EPA 8270Cm	ND	ng/dry g	1	5	01-Oct-07	17-Oct-07	27221d-31049
PCB118	NA	EPA 8270Cm	ND	ng/dry g	1	5	01-Oct-07	17-Oct-07	27221d-31049
PCB119	NA	EPA 8270Cm	ND	ng/dry g	1	5	01-Oct-07	17-Oct-07	27221d-31049
PCB123	NA	EPA 8270Cm	ND	ng/dry g	1	5	01-Oct-07	17-Oct-07	27221d-31049
PCB126	NA	EPA 8270Cm	ND	ng/dry g	1	5	01-Oct-07	17-Oct-07	27221d-31049

MDL= Method Detection Limit (CFR 40 Part 136); RL= Reporting Limit; J= Estimated Value below the RL and above the MDL; ND= Not Detected; NA= Not Applicable; MI = Matrix Interference

California ELAP Certificate # 2261
57286 R1

CRG Marine Laboratories, Inc.

2020 Del Amo Blvd., Suite 200, Torrance, CA 90501-1206 (310) 533-5190 FAX (310) 533-5003 crglabs@sbcglobal.net

PCB Congeners

Client: *Weston Solutions*

CRG Project ID: *27221d*

CRG ID#: 57286	Sample: E-3	Location: BOTTOM	Date Sampled: 18-Sep-07 16:00
Replicate #: R1	Description: LADPW MDR		Date Received: 19-Sep-07
DILUTION FACTOR: 1	Matrix: Sediment		

CONSTITUENT	FRACTION	METHOD	RESULT	UNITS	MDL	RL	DATE PROCESSED	DATE ANALYZED	BATCH ID
PCB128	NA	EPA 8270Cm	ND	ng/dry g	1	5	01-Oct-07	17-Oct-07	27221d-31049
PCB138	NA	EPA 8270Cm	ND	ng/dry g	1	5	01-Oct-07	17-Oct-07	27221d-31049
PCB141	NA	EPA 8270Cm	ND	ng/dry g	1	5	01-Oct-07	17-Oct-07	27221d-31049
PCB149	NA	EPA 8270Cm	ND	ng/dry g	1	5	01-Oct-07	17-Oct-07	27221d-31049
PCB151	NA	EPA 8270Cm	ND	ng/dry g	1	5	01-Oct-07	17-Oct-07	27221d-31049
PCB153	NA	EPA 8270Cm	ND	ng/dry g	1	5	01-Oct-07	17-Oct-07	27221d-31049
PCB156	NA	EPA 8270Cm	ND	ng/dry g	1	5	01-Oct-07	17-Oct-07	27221d-31049
PCB157	NA	EPA 8270Cm	ND	ng/dry g	1	5	01-Oct-07	17-Oct-07	27221d-31049
PCB158	NA	EPA 8270Cm	ND	ng/dry g	1	5	01-Oct-07	17-Oct-07	27221d-31049
PCB167	NA	EPA 8270Cm	ND	ng/dry g	1	5	01-Oct-07	17-Oct-07	27221d-31049
PCB168+132	NA	EPA 8270Cm	ND	ng/dry g	1	5	01-Oct-07	17-Oct-07	27221d-31049
PCB169	NA	EPA 8270Cm	ND	ng/dry g	1	5	01-Oct-07	17-Oct-07	27221d-31049
PCB170	NA	EPA 8270Cm	ND	ng/dry g	1	5	01-Oct-07	17-Oct-07	27221d-31049
PCB177	NA	EPA 8270Cm	ND	ng/dry g	1	5	01-Oct-07	17-Oct-07	27221d-31049
PCB180	NA	EPA 8270Cm	ND	ng/dry g	1	5	01-Oct-07	17-Oct-07	27221d-31049
PCB183	NA	EPA 8270Cm	ND	ng/dry g	1	5	01-Oct-07	17-Oct-07	27221d-31049
PCB187	NA	EPA 8270Cm	ND	ng/dry g	1	5	01-Oct-07	17-Oct-07	27221d-31049
PCB189	NA	EPA 8270Cm	ND	ng/dry g	1	5	01-Oct-07	17-Oct-07	27221d-31049
PCB194	NA	EPA 8270Cm	ND	ng/dry g	1	5	01-Oct-07	17-Oct-07	27221d-31049
PCB195	NA	EPA 8270Cm	ND	ng/dry g	1	5	01-Oct-07	17-Oct-07	27221d-31049
PCB200	NA	EPA 8270Cm	ND	ng/dry g	1	5	01-Oct-07	17-Oct-07	27221d-31049
PCB201	NA	EPA 8270Cm	ND	ng/dry g	1	5	01-Oct-07	17-Oct-07	27221d-31049
PCB206	NA	EPA 8270Cm	ND	ng/dry g	1	5	01-Oct-07	17-Oct-07	27221d-31049
PCB209	NA	EPA 8270Cm	ND	ng/dry g	1	5	01-Oct-07	17-Oct-07	27221d-31049
Total Detectable PCBs	NA	EPA 8270Cm	1.4	ng/dry g			01-Oct-07	17-Oct-07	27221d-31049

MDL= Method Detection Limit (CFR 40 Part 136); RL= Reporting Limit; J= Estimated Value below the RL and above the MDL; ND= Not Detected; NA= Not Applicable; MI = Matrix Interference

California ELAP Certificate # 2261
57286 R1

CRG Marine Laboratories, Inc.

2020 Del Amo Blvd., Suite 200, Torrance, CA 90501-1206 (310) 533-5190 FAX (310) 533-5003 crglabs@sbcglobal.net

PCB Congeners

Client: *Weston Solutions*

CRG Project ID: *27221d*

CRG ID#: 57287

Sample: D-1 BOTTOM

Date Sampled: 19-Sep-07 08:15

Replicate #: R1

Description: LADPW MDR

Date Received: 19-Sep-07

DILUTION FACTOR: 1

Matrix: Sediment

CONSTITUENT	FRACTION	METHOD	RESULT	UNITS	MDL	RL	DATE PROCESSED	DATE ANALYZED	BATCH ID
PCB008	NA	EPA 8270Cm	ND	ng/dry g	1	5	01-Oct-07	17-Oct-07	27221d-31049
PCB018	NA	EPA 8270Cm	ND	ng/dry g	1	5	01-Oct-07	17-Oct-07	27221d-31049
PCB028	NA	EPA 8270Cm	ND	ng/dry g	1	5	01-Oct-07	17-Oct-07	27221d-31049
PCB031	NA	EPA 8270Cm	ND	ng/dry g	1	5	01-Oct-07	17-Oct-07	27221d-31049
PCB033	NA	EPA 8270Cm	ND	ng/dry g	1	5	01-Oct-07	17-Oct-07	27221d-31049
PCB037	NA	EPA 8270Cm	ND	ng/dry g	1	5	01-Oct-07	17-Oct-07	27221d-31049
PCB044	NA	EPA 8270Cm	ND	ng/dry g	1	5	01-Oct-07	17-Oct-07	27221d-31049
PCB049	NA	EPA 8270Cm	ND	ng/dry g	1	5	01-Oct-07	17-Oct-07	27221d-31049
PCB052	NA	EPA 8270Cm	ND	ng/dry g	1	5	01-Oct-07	17-Oct-07	27221d-31049
PCB066	NA	EPA 8270Cm	ND	ng/dry g	1	5	01-Oct-07	17-Oct-07	27221d-31049
PCB070	NA	EPA 8270Cm	ND	ng/dry g	1	5	01-Oct-07	17-Oct-07	27221d-31049
PCB074	NA	EPA 8270Cm	ND	ng/dry g	1	5	01-Oct-07	17-Oct-07	27221d-31049
PCB077	NA	EPA 8270Cm	ND	ng/dry g	1	5	01-Oct-07	17-Oct-07	27221d-31049
PCB081	NA	EPA 8270Cm	ND	ng/dry g	1	5	01-Oct-07	17-Oct-07	27221d-31049
PCB087	NA	EPA 8270Cm	ND	ng/dry g	1	5	01-Oct-07	17-Oct-07	27221d-31049
PCB095	NA	EPA 8270Cm	ND	ng/dry g	1	5	01-Oct-07	17-Oct-07	27221d-31049
PCB097	NA	EPA 8270Cm	ND	ng/dry g	1	5	01-Oct-07	17-Oct-07	27221d-31049
PCB099	NA	EPA 8270Cm	J 1	ng/dry g	1	5	01-Oct-07	17-Oct-07	27221d-31049
PCB101	NA	EPA 8270Cm	ND	ng/dry g	1	5	01-Oct-07	17-Oct-07	27221d-31049
PCB105	NA	EPA 8270Cm	ND	ng/dry g	1	5	01-Oct-07	17-Oct-07	27221d-31049
PCB110	NA	EPA 8270Cm	ND	ng/dry g	1	5	01-Oct-07	17-Oct-07	27221d-31049
PCB114	NA	EPA 8270Cm	ND	ng/dry g	1	5	01-Oct-07	17-Oct-07	27221d-31049
PCB118	NA	EPA 8270Cm	ND	ng/dry g	1	5	01-Oct-07	17-Oct-07	27221d-31049
PCB119	NA	EPA 8270Cm	ND	ng/dry g	1	5	01-Oct-07	17-Oct-07	27221d-31049
PCB123	NA	EPA 8270Cm	ND	ng/dry g	1	5	01-Oct-07	17-Oct-07	27221d-31049
PCB126	NA	EPA 8270Cm	ND	ng/dry g	1	5	01-Oct-07	17-Oct-07	27221d-31049

MDL= Method Detection Limit (CFR 40 Part 136); RL= Reporting Limit; J= Estimated Value below the RL and above the MDL; ND= Not Detected; NA= Not Applicable; MI = Matrix Interference

California ELAP Certificate # 2261
57287 R1

CRG Marine Laboratories, Inc.

2020 Del Amo Blvd., Suite 200, Torrance, CA 90501-1206 (310) 533-5190 FAX (310) 533-5003 crglabs@sbcglobal.net

PCB Congeners

Client: *Weston Solutions*

CRG Project ID: *27221d*

CRG ID#: 57287	Sample: D-1	BOTTOM	Date Sampled: 19-Sep-07 08:15
Replicate #: R1	Description: LADPW MDR		Date Received: 19-Sep-07
DILUTION FACTOR: 1	Matrix: Sediment		

CONSTITUENT	FRACTION	METHOD	RESULT	UNITS	MDL	RL	DATE PROCESSED	DATE ANALYZED	BATCH ID
PCB128	NA	EPA 8270Cm	ND	ng/dry g	1	5	01-Oct-07	17-Oct-07	27221d-31049
PCB138	NA	EPA 8270Cm	ND	ng/dry g	1	5	01-Oct-07	17-Oct-07	27221d-31049
PCB141	NA	EPA 8270Cm	ND	ng/dry g	1	5	01-Oct-07	17-Oct-07	27221d-31049
PCB149	NA	EPA 8270Cm	ND	ng/dry g	1	5	01-Oct-07	17-Oct-07	27221d-31049
PCB151	NA	EPA 8270Cm	ND	ng/dry g	1	5	01-Oct-07	17-Oct-07	27221d-31049
PCB153	NA	EPA 8270Cm	ND	ng/dry g	1	5	01-Oct-07	17-Oct-07	27221d-31049
PCB156	NA	EPA 8270Cm	ND	ng/dry g	1	5	01-Oct-07	17-Oct-07	27221d-31049
PCB157	NA	EPA 8270Cm	ND	ng/dry g	1	5	01-Oct-07	17-Oct-07	27221d-31049
PCB158	NA	EPA 8270Cm	ND	ng/dry g	1	5	01-Oct-07	17-Oct-07	27221d-31049
PCB167	NA	EPA 8270Cm	ND	ng/dry g	1	5	01-Oct-07	17-Oct-07	27221d-31049
PCB168+132	NA	EPA 8270Cm	ND	ng/dry g	1	5	01-Oct-07	17-Oct-07	27221d-31049
PCB169	NA	EPA 8270Cm	ND	ng/dry g	1	5	01-Oct-07	17-Oct-07	27221d-31049
PCB170	NA	EPA 8270Cm	ND	ng/dry g	1	5	01-Oct-07	17-Oct-07	27221d-31049
PCB177	NA	EPA 8270Cm	ND	ng/dry g	1	5	01-Oct-07	17-Oct-07	27221d-31049
PCB180	NA	EPA 8270Cm	ND	ng/dry g	1	5	01-Oct-07	17-Oct-07	27221d-31049
PCB183	NA	EPA 8270Cm	ND	ng/dry g	1	5	01-Oct-07	17-Oct-07	27221d-31049
PCB187	NA	EPA 8270Cm	ND	ng/dry g	1	5	01-Oct-07	17-Oct-07	27221d-31049
PCB189	NA	EPA 8270Cm	ND	ng/dry g	1	5	01-Oct-07	17-Oct-07	27221d-31049
PCB194	NA	EPA 8270Cm	ND	ng/dry g	1	5	01-Oct-07	17-Oct-07	27221d-31049
PCB195	NA	EPA 8270Cm	ND	ng/dry g	1	5	01-Oct-07	17-Oct-07	27221d-31049
PCB200	NA	EPA 8270Cm	ND	ng/dry g	1	5	01-Oct-07	17-Oct-07	27221d-31049
PCB201	NA	EPA 8270Cm	ND	ng/dry g	1	5	01-Oct-07	17-Oct-07	27221d-31049
PCB206	NA	EPA 8270Cm	ND	ng/dry g	1	5	01-Oct-07	17-Oct-07	27221d-31049
PCB209	NA	EPA 8270Cm	ND	ng/dry g	1	5	01-Oct-07	17-Oct-07	27221d-31049
Total Detectable PCBs	NA	EPA 8270Cm	1	ng/dry g			01-Oct-07	17-Oct-07	27221d-31049

MDL= Method Detection Limit (CFR 40 Part 136); RL= Reporting Limit; J= Estimated Value below the RL and above the MDL; ND= Not Detected; NA= Not Applicable; MI = Matrix Interference

California ELAP Certificate # 2261
57287 R1

CRG Marine Laboratories, Inc.

2020 Del Amo Blvd., Suite 200, Torrance, CA 90501-1206 (310) 533-5190 FAX (310) 533-5003 crglabs@sbcglobal.net

PCB Congeners

Client: *Weston Solutions*

CRG Project ID: *27221d*

CRG ID#: 57288	Sample: D-1	TOP	Date Sampled: 19-Sep-07 08:15
Replicate #: R1	Description: LADPW MDR		Date Received: 19-Sep-07
DILUTION FACTOR: 1	Matrix: Sediment		

CONSTITUENT	FRACTION	METHOD	RESULT	UNITS	MDL	RL	DATE PROCESSED	DATE ANALYZED	BATCH ID
PCB008	NA	EPA 8270Cm	ND	ng/dry g	1	5	01-Oct-07	17-Oct-07	27221d-31049
PCB018	NA	EPA 8270Cm	ND	ng/dry g	1	5	01-Oct-07	17-Oct-07	27221d-31049
PCB028	NA	EPA 8270Cm	ND	ng/dry g	1	5	01-Oct-07	17-Oct-07	27221d-31049
PCB031	NA	EPA 8270Cm	ND	ng/dry g	1	5	01-Oct-07	17-Oct-07	27221d-31049
PCB033	NA	EPA 8270Cm	ND	ng/dry g	1	5	01-Oct-07	17-Oct-07	27221d-31049
PCB037	NA	EPA 8270Cm	ND	ng/dry g	1	5	01-Oct-07	17-Oct-07	27221d-31049
PCB044	NA	EPA 8270Cm	J 1	ng/dry g	1	5	01-Oct-07	17-Oct-07	27221d-31049
PCB049	NA	EPA 8270Cm	J 2	ng/dry g	1	5	01-Oct-07	17-Oct-07	27221d-31049
PCB052	NA	EPA 8270Cm	ND	ng/dry g	1	5	01-Oct-07	17-Oct-07	27221d-31049
PCB066	NA	EPA 8270Cm	J 2.7	ng/dry g	1	5	01-Oct-07	17-Oct-07	27221d-31049
PCB070	NA	EPA 8270Cm	J 1.3	ng/dry g	1	5	01-Oct-07	17-Oct-07	27221d-31049
PCB074	NA	EPA 8270Cm	ND	ng/dry g	1	5	01-Oct-07	17-Oct-07	27221d-31049
PCB077	NA	EPA 8270Cm	ND	ng/dry g	1	5	01-Oct-07	17-Oct-07	27221d-31049
PCB081	NA	EPA 8270Cm	ND	ng/dry g	1	5	01-Oct-07	17-Oct-07	27221d-31049
PCB087	NA	EPA 8270Cm	ND	ng/dry g	1	5	01-Oct-07	17-Oct-07	27221d-31049
PCB095	NA	EPA 8270Cm	J 2.3	ng/dry g	1	5	01-Oct-07	17-Oct-07	27221d-31049
PCB097	NA	EPA 8270Cm	ND	ng/dry g	1	5	01-Oct-07	17-Oct-07	27221d-31049
PCB099	NA	EPA 8270Cm	J 2.5	ng/dry g	1	5	01-Oct-07	17-Oct-07	27221d-31049
PCB101	NA	EPA 8270Cm	J 3.4	ng/dry g	1	5	01-Oct-07	17-Oct-07	27221d-31049
PCB105	NA	EPA 8270Cm	ND	ng/dry g	1	5	01-Oct-07	17-Oct-07	27221d-31049
PCB110	NA	EPA 8270Cm	J 2.9	ng/dry g	1	5	01-Oct-07	17-Oct-07	27221d-31049
PCB114	NA	EPA 8270Cm	ND	ng/dry g	1	5	01-Oct-07	17-Oct-07	27221d-31049
PCB118	NA	EPA 8270Cm	J 2.2	ng/dry g	1	5	01-Oct-07	17-Oct-07	27221d-31049
PCB119	NA	EPA 8270Cm	ND	ng/dry g	1	5	01-Oct-07	17-Oct-07	27221d-31049
PCB123	NA	EPA 8270Cm	ND	ng/dry g	1	5	01-Oct-07	17-Oct-07	27221d-31049
PCB126	NA	EPA 8270Cm	ND	ng/dry g	1	5	01-Oct-07	17-Oct-07	27221d-31049

MDL= Method Detection Limit (CFR 40 Part 136); RL= Reporting Limit; J= Estimated Value below the RL and above the MDL; ND= Not Detected; NA= Not Applicable; MI = Matrix Interference

California ELAP Certificate # 2261
57288 R1

CRG Marine Laboratories, Inc.

2020 Del Amo Blvd., Suite 200, Torrance, CA 90501-1206 (310) 533-5190 FAX (310) 533-5003 crglabs@sbcglobal.net

PCB Congeners

Client: *Weston Solutions*

CRG Project ID: *27221d*

CRG ID#: 57288	Sample: D-1	TOP	Date Sampled: 19-Sep-07 08:15
Replicate #: R1	Description: LADPW MDR		Date Received: 19-Sep-07
DILUTION FACTOR: 1	Matrix: Sediment		

CONSTITUENT	FRACTION	METHOD	RESULT	UNITS	MDL	RL	DATE PROCESSED	DATE ANALYZED	BATCH ID
PCB128	NA	EPA 8270Cm	ND	ng/dry g	1	5	01-Oct-07	17-Oct-07	27221d-31049
PCB138	NA	EPA 8270Cm	J 3.8	ng/dry g	1	5	01-Oct-07	17-Oct-07	27221d-31049
PCB141	NA	EPA 8270Cm	ND	ng/dry g	1	5	01-Oct-07	17-Oct-07	27221d-31049
PCB149	NA	EPA 8270Cm	J 2.4	ng/dry g	1	5	01-Oct-07	17-Oct-07	27221d-31049
PCB151	NA	EPA 8270Cm	ND	ng/dry g	1	5	01-Oct-07	17-Oct-07	27221d-31049
PCB153	NA	EPA 8270Cm	J 2.4	ng/dry g	1	5	01-Oct-07	17-Oct-07	27221d-31049
PCB156	NA	EPA 8270Cm	ND	ng/dry g	1	5	01-Oct-07	17-Oct-07	27221d-31049
PCB157	NA	EPA 8270Cm	ND	ng/dry g	1	5	01-Oct-07	17-Oct-07	27221d-31049
PCB158	NA	EPA 8270Cm	ND	ng/dry g	1	5	01-Oct-07	17-Oct-07	27221d-31049
PCB167	NA	EPA 8270Cm	ND	ng/dry g	1	5	01-Oct-07	17-Oct-07	27221d-31049
PCB168+132	NA	EPA 8270Cm	ND	ng/dry g	1	5	01-Oct-07	17-Oct-07	27221d-31049
PCB169	NA	EPA 8270Cm	ND	ng/dry g	1	5	01-Oct-07	17-Oct-07	27221d-31049
PCB170	NA	EPA 8270Cm	ND	ng/dry g	1	5	01-Oct-07	17-Oct-07	27221d-31049
PCB177	NA	EPA 8270Cm	ND	ng/dry g	1	5	01-Oct-07	17-Oct-07	27221d-31049
PCB180	NA	EPA 8270Cm	J 2	ng/dry g	1	5	01-Oct-07	17-Oct-07	27221d-31049
PCB183	NA	EPA 8270Cm	ND	ng/dry g	1	5	01-Oct-07	17-Oct-07	27221d-31049
PCB187	NA	EPA 8270Cm	J 1.1	ng/dry g	1	5	01-Oct-07	17-Oct-07	27221d-31049
PCB189	NA	EPA 8270Cm	ND	ng/dry g	1	5	01-Oct-07	17-Oct-07	27221d-31049
PCB194	NA	EPA 8270Cm	ND	ng/dry g	1	5	01-Oct-07	17-Oct-07	27221d-31049
PCB195	NA	EPA 8270Cm	ND	ng/dry g	1	5	01-Oct-07	17-Oct-07	27221d-31049
PCB200	NA	EPA 8270Cm	ND	ng/dry g	1	5	01-Oct-07	17-Oct-07	27221d-31049
PCB201	NA	EPA 8270Cm	ND	ng/dry g	1	5	01-Oct-07	17-Oct-07	27221d-31049
PCB206	NA	EPA 8270Cm	ND	ng/dry g	1	5	01-Oct-07	17-Oct-07	27221d-31049
PCB209	NA	EPA 8270Cm	ND	ng/dry g	1	5	01-Oct-07	17-Oct-07	27221d-31049
Total Detectable PCBs	NA	EPA 8270Cm	32	ng/dry g			01-Oct-07	17-Oct-07	27221d-31049

MDL= Method Detection Limit (CFR 40 Part 136); RL= Reporting Limit; J= Estimated Value below the RL and above the MDL; ND= Not Detected; NA= Not Applicable; MI = Matrix Interference

California ELAP Certificate # 2261
57288 R1

CRG Marine Laboratories, Inc.

2020 Del Amo Blvd., Suite 200, Torrance, CA 90501-1206 (310) 533-5190 FAX (310) 533-5003 crglabs@sbcglobal.net

PCB Congeners

Client: *Weston Solutions*

CRG Project ID: *27221d*

CRG ID#: 57289	Sample: C-2	BOTTOM	Date Sampled: 19-Sep-07 13:20
Replicate #: R1	Description: LADPW MDR		Date Received: 19-Sep-07
DILUTION FACTOR: 1	Matrix: Sediment		

CONSTITUENT	FRACTION	METHOD	RESULT	UNITS	MDL	RL	DATE PROCESSED	DATE ANALYZED	BATCH ID
PCB008	NA	EPA 8270Cm	ND	ng/dry g	1	5	01-Oct-07	17-Oct-07	27221d-31049
PCB018	NA	EPA 8270Cm	ND	ng/dry g	1	5	01-Oct-07	17-Oct-07	27221d-31049
PCB028	NA	EPA 8270Cm	ND	ng/dry g	1	5	01-Oct-07	17-Oct-07	27221d-31049
PCB031	NA	EPA 8270Cm	ND	ng/dry g	1	5	01-Oct-07	17-Oct-07	27221d-31049
PCB033	NA	EPA 8270Cm	ND	ng/dry g	1	5	01-Oct-07	17-Oct-07	27221d-31049
PCB037	NA	EPA 8270Cm	ND	ng/dry g	1	5	01-Oct-07	17-Oct-07	27221d-31049
PCB044	NA	EPA 8270Cm	ND	ng/dry g	1	5	01-Oct-07	17-Oct-07	27221d-31049
PCB049	NA	EPA 8270Cm	ND	ng/dry g	1	5	01-Oct-07	17-Oct-07	27221d-31049
PCB052	NA	EPA 8270Cm	ND	ng/dry g	1	5	01-Oct-07	17-Oct-07	27221d-31049
PCB066	NA	EPA 8270Cm	ND	ng/dry g	1	5	01-Oct-07	17-Oct-07	27221d-31049
PCB070	NA	EPA 8270Cm	ND	ng/dry g	1	5	01-Oct-07	17-Oct-07	27221d-31049
PCB074	NA	EPA 8270Cm	ND	ng/dry g	1	5	01-Oct-07	17-Oct-07	27221d-31049
PCB077	NA	EPA 8270Cm	ND	ng/dry g	1	5	01-Oct-07	17-Oct-07	27221d-31049
PCB081	NA	EPA 8270Cm	ND	ng/dry g	1	5	01-Oct-07	17-Oct-07	27221d-31049
PCB087	NA	EPA 8270Cm	ND	ng/dry g	1	5	01-Oct-07	17-Oct-07	27221d-31049
PCB095	NA	EPA 8270Cm	ND	ng/dry g	1	5	01-Oct-07	17-Oct-07	27221d-31049
PCB097	NA	EPA 8270Cm	ND	ng/dry g	1	5	01-Oct-07	17-Oct-07	27221d-31049
PCB099	NA	EPA 8270Cm	ND	ng/dry g	1	5	01-Oct-07	17-Oct-07	27221d-31049
PCB101	NA	EPA 8270Cm	J 1.1	ng/dry g	1	5	01-Oct-07	17-Oct-07	27221d-31049
PCB105	NA	EPA 8270Cm	ND	ng/dry g	1	5	01-Oct-07	17-Oct-07	27221d-31049
PCB110	NA	EPA 8270Cm	ND	ng/dry g	1	5	01-Oct-07	17-Oct-07	27221d-31049
PCB114	NA	EPA 8270Cm	ND	ng/dry g	1	5	01-Oct-07	17-Oct-07	27221d-31049
PCB118	NA	EPA 8270Cm	ND	ng/dry g	1	5	01-Oct-07	17-Oct-07	27221d-31049
PCB119	NA	EPA 8270Cm	ND	ng/dry g	1	5	01-Oct-07	17-Oct-07	27221d-31049
PCB123	NA	EPA 8270Cm	ND	ng/dry g	1	5	01-Oct-07	17-Oct-07	27221d-31049
PCB126	NA	EPA 8270Cm	ND	ng/dry g	1	5	01-Oct-07	17-Oct-07	27221d-31049

MDL= Method Detection Limit (CFR 40 Part 136); RL= Reporting Limit; J= Estimated Value below the RL and above the MDL; ND= Not Detected; NA= Not Applicable; MI = Matrix Interference

California ELAP Certificate # 2261
57289 R1

CRG Marine Laboratories, Inc.

2020 Del Amo Blvd., Suite 200, Torrance, CA 90501-1206 (310) 533-5190 FAX (310) 533-5003 crglabs@sbcglobal.net

PCB Congeners

Client: *Weston Solutions*

CRG Project ID: *27221d*

CRG ID#: 57289	Sample: C-2	BOTTOM	Date Sampled: 19-Sep-07 13:20
Replicate #: R1	Description: LADPW MDR		Date Received: 19-Sep-07
DILUTION FACTOR: 1	Matrix: Sediment		

CONSTITUENT	FRACTION	METHOD	RESULT	UNITS	MDL	RL	DATE PROCESSED	DATE ANALYZED	BATCH ID
PCB128	NA	EPA 8270Cm	ND	ng/dry g	1	5	01-Oct-07	17-Oct-07	27221d-31049
PCB138	NA	EPA 8270Cm	J 1.3	ng/dry g	1	5	01-Oct-07	17-Oct-07	27221d-31049
PCB141	NA	EPA 8270Cm	ND	ng/dry g	1	5	01-Oct-07	17-Oct-07	27221d-31049
PCB149	NA	EPA 8270Cm	ND	ng/dry g	1	5	01-Oct-07	17-Oct-07	27221d-31049
PCB151	NA	EPA 8270Cm	ND	ng/dry g	1	5	01-Oct-07	17-Oct-07	27221d-31049
PCB153	NA	EPA 8270Cm	ND	ng/dry g	1	5	01-Oct-07	17-Oct-07	27221d-31049
PCB156	NA	EPA 8270Cm	ND	ng/dry g	1	5	01-Oct-07	17-Oct-07	27221d-31049
PCB157	NA	EPA 8270Cm	ND	ng/dry g	1	5	01-Oct-07	17-Oct-07	27221d-31049
PCB158	NA	EPA 8270Cm	ND	ng/dry g	1	5	01-Oct-07	17-Oct-07	27221d-31049
PCB167	NA	EPA 8270Cm	ND	ng/dry g	1	5	01-Oct-07	17-Oct-07	27221d-31049
PCB168+132	NA	EPA 8270Cm	ND	ng/dry g	1	5	01-Oct-07	17-Oct-07	27221d-31049
PCB169	NA	EPA 8270Cm	ND	ng/dry g	1	5	01-Oct-07	17-Oct-07	27221d-31049
PCB170	NA	EPA 8270Cm	ND	ng/dry g	1	5	01-Oct-07	17-Oct-07	27221d-31049
PCB177	NA	EPA 8270Cm	ND	ng/dry g	1	5	01-Oct-07	17-Oct-07	27221d-31049
PCB180	NA	EPA 8270Cm	ND	ng/dry g	1	5	01-Oct-07	17-Oct-07	27221d-31049
PCB183	NA	EPA 8270Cm	ND	ng/dry g	1	5	01-Oct-07	17-Oct-07	27221d-31049
PCB187	NA	EPA 8270Cm	ND	ng/dry g	1	5	01-Oct-07	17-Oct-07	27221d-31049
PCB189	NA	EPA 8270Cm	ND	ng/dry g	1	5	01-Oct-07	17-Oct-07	27221d-31049
PCB194	NA	EPA 8270Cm	ND	ng/dry g	1	5	01-Oct-07	17-Oct-07	27221d-31049
PCB195	NA	EPA 8270Cm	ND	ng/dry g	1	5	01-Oct-07	17-Oct-07	27221d-31049
PCB200	NA	EPA 8270Cm	ND	ng/dry g	1	5	01-Oct-07	17-Oct-07	27221d-31049
PCB201	NA	EPA 8270Cm	ND	ng/dry g	1	5	01-Oct-07	17-Oct-07	27221d-31049
PCB206	NA	EPA 8270Cm	ND	ng/dry g	1	5	01-Oct-07	17-Oct-07	27221d-31049
PCB209	NA	EPA 8270Cm	ND	ng/dry g	1	5	01-Oct-07	17-Oct-07	27221d-31049
Total Detectable PCBs	NA	EPA 8270Cm	2.4	ng/dry g			01-Oct-07	17-Oct-07	27221d-31049

MDL= Method Detection Limit (CFR 40 Part 136); RL= Reporting Limit; J= Estimated Value below the RL and above the MDL; ND= Not Detected; NA= Not Applicable; MI = Matrix Interference

California ELAP Certificate # 2261
57289 R1

CRG Marine Laboratories, Inc.

2020 Del Amo Blvd., Suite 200, Torrance, CA 90501-1206 (310) 533-5190 FAX (310) 533-5003 crglabs@sbcglobal.net

PCB Congeners

Client: *Weston Solutions*

CRG Project ID: *27221d*

CRG ID#: 57290	Sample: D-3	Location: BOTTOM	Date Sampled: 19-Sep-07 10:10
Replicate #: R1	Description: LADPW MDR		Date Received: 19-Sep-07
DILUTION FACTOR: 1	Matrix: Sediment		

CONSTITUENT	FRACTION	METHOD	RESULT	UNITS	MDL	RL	DATE PROCESSED	DATE ANALYZED	BATCH ID
PCB008	NA	EPA 8270Cm	ND	ng/dry g	1	5	01-Oct-07	17-Oct-07	27221d-31049
PCB018	NA	EPA 8270Cm	ND	ng/dry g	1	5	01-Oct-07	17-Oct-07	27221d-31049
PCB028	NA	EPA 8270Cm	ND	ng/dry g	1	5	01-Oct-07	17-Oct-07	27221d-31049
PCB031	NA	EPA 8270Cm	ND	ng/dry g	1	5	01-Oct-07	17-Oct-07	27221d-31049
PCB033	NA	EPA 8270Cm	ND	ng/dry g	1	5	01-Oct-07	17-Oct-07	27221d-31049
PCB037	NA	EPA 8270Cm	ND	ng/dry g	1	5	01-Oct-07	17-Oct-07	27221d-31049
PCB044	NA	EPA 8270Cm	ND	ng/dry g	1	5	01-Oct-07	17-Oct-07	27221d-31049
PCB049	NA	EPA 8270Cm	ND	ng/dry g	1	5	01-Oct-07	17-Oct-07	27221d-31049
PCB052	NA	EPA 8270Cm	J 1	ng/dry g	1	5	01-Oct-07	17-Oct-07	27221d-31049
PCB066	NA	EPA 8270Cm	ND	ng/dry g	1	5	01-Oct-07	17-Oct-07	27221d-31049
PCB070	NA	EPA 8270Cm	ND	ng/dry g	1	5	01-Oct-07	17-Oct-07	27221d-31049
PCB074	NA	EPA 8270Cm	ND	ng/dry g	1	5	01-Oct-07	17-Oct-07	27221d-31049
PCB077	NA	EPA 8270Cm	ND	ng/dry g	1	5	01-Oct-07	17-Oct-07	27221d-31049
PCB081	NA	EPA 8270Cm	ND	ng/dry g	1	5	01-Oct-07	17-Oct-07	27221d-31049
PCB087	NA	EPA 8270Cm	ND	ng/dry g	1	5	01-Oct-07	17-Oct-07	27221d-31049
PCB095	NA	EPA 8270Cm	J 1.2	ng/dry g	1	5	01-Oct-07	17-Oct-07	27221d-31049
PCB097	NA	EPA 8270Cm	ND	ng/dry g	1	5	01-Oct-07	17-Oct-07	27221d-31049
PCB099	NA	EPA 8270Cm	J 1	ng/dry g	1	5	01-Oct-07	17-Oct-07	27221d-31049
PCB101	NA	EPA 8270Cm	J 2.2	ng/dry g	1	5	01-Oct-07	17-Oct-07	27221d-31049
PCB105	NA	EPA 8270Cm	ND	ng/dry g	1	5	01-Oct-07	17-Oct-07	27221d-31049
PCB110	NA	EPA 8270Cm	J 1.2	ng/dry g	1	5	01-Oct-07	17-Oct-07	27221d-31049
PCB114	NA	EPA 8270Cm	ND	ng/dry g	1	5	01-Oct-07	17-Oct-07	27221d-31049
PCB118	NA	EPA 8270Cm	J 1	ng/dry g	1	5	01-Oct-07	17-Oct-07	27221d-31049
PCB119	NA	EPA 8270Cm	ND	ng/dry g	1	5	01-Oct-07	17-Oct-07	27221d-31049
PCB123	NA	EPA 8270Cm	ND	ng/dry g	1	5	01-Oct-07	17-Oct-07	27221d-31049
PCB126	NA	EPA 8270Cm	ND	ng/dry g	1	5	01-Oct-07	17-Oct-07	27221d-31049

MDL= Method Detection Limit (CFR 40 Part 136); RL= Reporting Limit; J= Estimated Value below the RL and above the MDL; ND= Not Detected; NA= Not Applicable; MI = Matrix Interference

California ELAP Certificate # 2261
57290 R1

CRG Marine Laboratories, Inc.

2020 Del Amo Blvd., Suite 200, Torrance, CA 90501-1206 (310) 533-5190 FAX (310) 533-5003 crglabs@sbcglobal.net

PCB Congeners

Client: *Weston Solutions*

CRG Project ID: *27221d*

CRG ID#: 57290	Sample: D-3	BOTTOM	Date Sampled: 19-Sep-07 10:10
Replicate #: R1	Description: LADPW MDR		Date Received: 19-Sep-07
DILUTION FACTOR: 1	Matrix: Sediment		

CONSTITUENT	FRACTION	METHOD	RESULT	UNITS	MDL	RL	DATE PROCESSED	DATE ANALYZED	BATCH ID
PCB128	NA	EPA 8270Cm	ND	ng/dry g	1	5	01-Oct-07	17-Oct-07	27221d-31049
PCB138	NA	EPA 8270Cm	J 1.3	ng/dry g	1	5	01-Oct-07	17-Oct-07	27221d-31049
PCB141	NA	EPA 8270Cm	ND	ng/dry g	1	5	01-Oct-07	17-Oct-07	27221d-31049
PCB149	NA	EPA 8270Cm	J 1.3	ng/dry g	1	5	01-Oct-07	17-Oct-07	27221d-31049
PCB151	NA	EPA 8270Cm	ND	ng/dry g	1	5	01-Oct-07	17-Oct-07	27221d-31049
PCB153	NA	EPA 8270Cm	J 1.7	ng/dry g	1	5	01-Oct-07	17-Oct-07	27221d-31049
PCB156	NA	EPA 8270Cm	ND	ng/dry g	1	5	01-Oct-07	17-Oct-07	27221d-31049
PCB157	NA	EPA 8270Cm	ND	ng/dry g	1	5	01-Oct-07	17-Oct-07	27221d-31049
PCB158	NA	EPA 8270Cm	ND	ng/dry g	1	5	01-Oct-07	17-Oct-07	27221d-31049
PCB167	NA	EPA 8270Cm	ND	ng/dry g	1	5	01-Oct-07	17-Oct-07	27221d-31049
PCB168+132	NA	EPA 8270Cm	ND	ng/dry g	1	5	01-Oct-07	17-Oct-07	27221d-31049
PCB169	NA	EPA 8270Cm	ND	ng/dry g	1	5	01-Oct-07	17-Oct-07	27221d-31049
PCB170	NA	EPA 8270Cm	ND	ng/dry g	1	5	01-Oct-07	17-Oct-07	27221d-31049
PCB177	NA	EPA 8270Cm	ND	ng/dry g	1	5	01-Oct-07	17-Oct-07	27221d-31049
PCB180	NA	EPA 8270Cm	J 1.1	ng/dry g	1	5	01-Oct-07	17-Oct-07	27221d-31049
PCB183	NA	EPA 8270Cm	ND	ng/dry g	1	5	01-Oct-07	17-Oct-07	27221d-31049
PCB187	NA	EPA 8270Cm	ND	ng/dry g	1	5	01-Oct-07	17-Oct-07	27221d-31049
PCB189	NA	EPA 8270Cm	ND	ng/dry g	1	5	01-Oct-07	17-Oct-07	27221d-31049
PCB194	NA	EPA 8270Cm	ND	ng/dry g	1	5	01-Oct-07	17-Oct-07	27221d-31049
PCB195	NA	EPA 8270Cm	ND	ng/dry g	1	5	01-Oct-07	17-Oct-07	27221d-31049
PCB200	NA	EPA 8270Cm	ND	ng/dry g	1	5	01-Oct-07	17-Oct-07	27221d-31049
PCB201	NA	EPA 8270Cm	ND	ng/dry g	1	5	01-Oct-07	17-Oct-07	27221d-31049
PCB206	NA	EPA 8270Cm	ND	ng/dry g	1	5	01-Oct-07	17-Oct-07	27221d-31049
PCB209	NA	EPA 8270Cm	ND	ng/dry g	1	5	01-Oct-07	17-Oct-07	27221d-31049
Total Detectable PCBs	NA	EPA 8270Cm	13	ng/dry g			01-Oct-07	17-Oct-07	27221d-31049

MDL= Method Detection Limit (CFR 40 Part 136); RL= Reporting Limit; J= Estimated Value below the RL and above the MDL; ND= Not Detected; NA= Not Applicable; MI = Matrix Interference

California ELAP Certificate # 2261
57290 R1

CRG Marine Laboratories, Inc.

2020 Del Amo Blvd., Suite 200, Torrance, CA 90501-1206 (310) 533-5190 FAX (310) 533-5003 crglabs@sbcglobal.net

PCB Congeners

Client: *Weston Solutions*

CRG Project ID: *27221d*

CRG ID#: 57291

Sample: C-2 TOP

Date Sampled: 19-Sep-07 13:20

Replicate #: R1

Description: LADPW MDR

Date Received: 19-Sep-07

DILUTION FACTOR: 1

Matrix: Sediment

CONSTITUENT	FRACTION	METHOD	RESULT	UNITS	MDL	RL	DATE PROCESSED	DATE ANALYZED	BATCH ID
PCB008	NA	EPA 8270Cm	ND	ng/dry g	1	5	01-Oct-07	17-Oct-07	27221d-31049
PCB018	NA	EPA 8270Cm	ND	ng/dry g	1	5	01-Oct-07	17-Oct-07	27221d-31049
PCB028	NA	EPA 8270Cm	ND	ng/dry g	1	5	01-Oct-07	17-Oct-07	27221d-31049
PCB031	NA	EPA 8270Cm	J 1.1	ng/dry g	1	5	01-Oct-07	17-Oct-07	27221d-31049
PCB033	NA	EPA 8270Cm	ND	ng/dry g	1	5	01-Oct-07	17-Oct-07	27221d-31049
PCB037	NA	EPA 8270Cm	ND	ng/dry g	1	5	01-Oct-07	17-Oct-07	27221d-31049
PCB044	NA	EPA 8270Cm	J 1.1	ng/dry g	1	5	01-Oct-07	17-Oct-07	27221d-31049
PCB049	NA	EPA 8270Cm	J 1.6	ng/dry g	1	5	01-Oct-07	17-Oct-07	27221d-31049
PCB052	NA	EPA 8270Cm	J 1.1	ng/dry g	1	5	01-Oct-07	17-Oct-07	27221d-31049
PCB066	NA	EPA 8270Cm	J 2.1	ng/dry g	1	5	01-Oct-07	17-Oct-07	27221d-31049
PCB070	NA	EPA 8270Cm	J 1.6	ng/dry g	1	5	01-Oct-07	17-Oct-07	27221d-31049
PCB074	NA	EPA 8270Cm	ND	ng/dry g	1	5	01-Oct-07	17-Oct-07	27221d-31049
PCB077	NA	EPA 8270Cm	ND	ng/dry g	1	5	01-Oct-07	17-Oct-07	27221d-31049
PCB081	NA	EPA 8270Cm	ND	ng/dry g	1	5	01-Oct-07	17-Oct-07	27221d-31049
PCB087	NA	EPA 8270Cm	ND	ng/dry g	1	5	01-Oct-07	17-Oct-07	27221d-31049
PCB095	NA	EPA 8270Cm	J 2	ng/dry g	1	5	01-Oct-07	17-Oct-07	27221d-31049
PCB097	NA	EPA 8270Cm	ND	ng/dry g	1	5	01-Oct-07	17-Oct-07	27221d-31049
PCB099	NA	EPA 8270Cm	J 2.4	ng/dry g	1	5	01-Oct-07	17-Oct-07	27221d-31049
PCB101	NA	EPA 8270Cm	J 3.4	ng/dry g	1	5	01-Oct-07	17-Oct-07	27221d-31049
PCB105	NA	EPA 8270Cm	ND	ng/dry g	1	5	01-Oct-07	17-Oct-07	27221d-31049
PCB110	NA	EPA 8270Cm	J 2.4	ng/dry g	1	5	01-Oct-07	17-Oct-07	27221d-31049
PCB114	NA	EPA 8270Cm	ND	ng/dry g	1	5	01-Oct-07	17-Oct-07	27221d-31049
PCB118	NA	EPA 8270Cm	J 1.9	ng/dry g	1	5	01-Oct-07	17-Oct-07	27221d-31049
PCB119	NA	EPA 8270Cm	ND	ng/dry g	1	5	01-Oct-07	17-Oct-07	27221d-31049
PCB123	NA	EPA 8270Cm	ND	ng/dry g	1	5	01-Oct-07	17-Oct-07	27221d-31049
PCB126	NA	EPA 8270Cm	ND	ng/dry g	1	5	01-Oct-07	17-Oct-07	27221d-31049

MDL= Method Detection Limit (CFR 40 Part 136); RL= Reporting Limit; J= Estimated Value below the RL and above the MDL; ND= Not Detected; NA= Not Applicable; MI = Matrix Interference

California ELAP Certificate # 2261
57291 R1

CRG Marine Laboratories, Inc.

2020 Del Amo Blvd., Suite 200, Torrance, CA 90501-1206 (310) 533-5190 FAX (310) 533-5003 crglabs@sbcglobal.net

PCB Congeners

Client: *Weston Solutions*

CRG Project ID: *27221d*

CRG ID#: 57291	Sample: C-2	TOP	Date Sampled: 19-Sep-07 13:20
Replicate #: R1	Description: LADPW MDR		Date Received: 19-Sep-07
DILUTION FACTOR: 1	Matrix: Sediment		

CONSTITUENT	FRACTION	METHOD	RESULT	UNITS	MDL	RL	DATE PROCESSED	DATE ANALYZED	BATCH ID
PCB128	NA	EPA 8270Cm	ND	ng/dry g	1	5	01-Oct-07	17-Oct-07	27221d-31049
PCB138	NA	EPA 8270Cm	J 2.2	ng/dry g	1	5	01-Oct-07	17-Oct-07	27221d-31049
PCB141	NA	EPA 8270Cm	ND	ng/dry g	1	5	01-Oct-07	17-Oct-07	27221d-31049
PCB149	NA	EPA 8270Cm	J 2.2	ng/dry g	1	5	01-Oct-07	17-Oct-07	27221d-31049
PCB151	NA	EPA 8270Cm	ND	ng/dry g	1	5	01-Oct-07	17-Oct-07	27221d-31049
PCB153	NA	EPA 8270Cm	J 2.9	ng/dry g	1	5	01-Oct-07	17-Oct-07	27221d-31049
PCB156	NA	EPA 8270Cm	ND	ng/dry g	1	5	01-Oct-07	17-Oct-07	27221d-31049
PCB157	NA	EPA 8270Cm	ND	ng/dry g	1	5	01-Oct-07	17-Oct-07	27221d-31049
PCB158	NA	EPA 8270Cm	ND	ng/dry g	1	5	01-Oct-07	17-Oct-07	27221d-31049
PCB167	NA	EPA 8270Cm	ND	ng/dry g	1	5	01-Oct-07	17-Oct-07	27221d-31049
PCB168+132	NA	EPA 8270Cm	ND	ng/dry g	1	5	01-Oct-07	17-Oct-07	27221d-31049
PCB169	NA	EPA 8270Cm	ND	ng/dry g	1	5	01-Oct-07	17-Oct-07	27221d-31049
PCB170	NA	EPA 8270Cm	J 1.9	ng/dry g	1	5	01-Oct-07	17-Oct-07	27221d-31049
PCB177	NA	EPA 8270Cm	ND	ng/dry g	1	5	01-Oct-07	17-Oct-07	27221d-31049
PCB180	NA	EPA 8270Cm	J 1.8	ng/dry g	1	5	01-Oct-07	17-Oct-07	27221d-31049
PCB183	NA	EPA 8270Cm	ND	ng/dry g	1	5	01-Oct-07	17-Oct-07	27221d-31049
PCB187	NA	EPA 8270Cm	ND	ng/dry g	1	5	01-Oct-07	17-Oct-07	27221d-31049
PCB189	NA	EPA 8270Cm	ND	ng/dry g	1	5	01-Oct-07	17-Oct-07	27221d-31049
PCB194	NA	EPA 8270Cm	ND	ng/dry g	1	5	01-Oct-07	17-Oct-07	27221d-31049
PCB195	NA	EPA 8270Cm	ND	ng/dry g	1	5	01-Oct-07	17-Oct-07	27221d-31049
PCB200	NA	EPA 8270Cm	ND	ng/dry g	1	5	01-Oct-07	17-Oct-07	27221d-31049
PCB201	NA	EPA 8270Cm	ND	ng/dry g	1	5	01-Oct-07	17-Oct-07	27221d-31049
PCB206	NA	EPA 8270Cm	ND	ng/dry g	1	5	01-Oct-07	17-Oct-07	27221d-31049
PCB209	NA	EPA 8270Cm	ND	ng/dry g	1	5	01-Oct-07	17-Oct-07	27221d-31049
Total Detectable PCBs	NA	EPA 8270Cm	31.7	ng/dry g			01-Oct-07	17-Oct-07	27221d-31049

MDL= Method Detection Limit (CFR 40 Part 136); RL= Reporting Limit; J= Estimated Value below the RL and above the MDL; ND= Not Detected; NA= Not Applicable; MI = Matrix Interference

California ELAP Certificate # 2261
57291 R1

CRG Marine Laboratories, Inc.

2020 Del Amo Blvd., Suite 200, Torrance, CA 90501-1206 (310) 533-5190 FAX (310) 533-5003 crglabs@sbcglobal.net

PCB Congeners

Client: *Weston Solutions*

CRG Project ID: *27221d*

CRG ID#: 57292	Sample: D-3	TOP	Date Sampled: 19-Sep-07 10:10
Replicate #: R1	Description: LADPW MDR		Date Received: 19-Sep-07
DILUTION FACTOR: 1	Matrix: Sediment		

CONSTITUENT	FRACTION	METHOD	RESULT	UNITS	MDL	RL	DATE PROCESSED	DATE ANALYZED	BATCH ID
PCB008	NA	EPA 8270Cm	ND	ng/dry g	1	5	01-Oct-07	17-Oct-07	27221d-31049
PCB018	NA	EPA 8270Cm	ND	ng/dry g	1	5	01-Oct-07	17-Oct-07	27221d-31049
PCB028	NA	EPA 8270Cm	ND	ng/dry g	1	5	01-Oct-07	17-Oct-07	27221d-31049
PCB031	NA	EPA 8270Cm	J 1	ng/dry g	1	5	01-Oct-07	17-Oct-07	27221d-31049
PCB033	NA	EPA 8270Cm	ND	ng/dry g	1	5	01-Oct-07	17-Oct-07	27221d-31049
PCB037	NA	EPA 8270Cm	ND	ng/dry g	1	5	01-Oct-07	17-Oct-07	27221d-31049
PCB044	NA	EPA 8270Cm	ND	ng/dry g	1	5	01-Oct-07	17-Oct-07	27221d-31049
PCB049	NA	EPA 8270Cm	J 2.2	ng/dry g	1	5	01-Oct-07	17-Oct-07	27221d-31049
PCB052	NA	EPA 8270Cm	J 1.5	ng/dry g	1	5	01-Oct-07	17-Oct-07	27221d-31049
PCB066	NA	EPA 8270Cm	J 2.1	ng/dry g	1	5	01-Oct-07	17-Oct-07	27221d-31049
PCB070	NA	EPA 8270Cm	J 1.2	ng/dry g	1	5	01-Oct-07	17-Oct-07	27221d-31049
PCB074	NA	EPA 8270Cm	J 1.2	ng/dry g	1	5	01-Oct-07	17-Oct-07	27221d-31049
PCB077	NA	EPA 8270Cm	ND	ng/dry g	1	5	01-Oct-07	17-Oct-07	27221d-31049
PCB081	NA	EPA 8270Cm	ND	ng/dry g	1	5	01-Oct-07	17-Oct-07	27221d-31049
PCB087	NA	EPA 8270Cm	J 1	ng/dry g	1	5	01-Oct-07	17-Oct-07	27221d-31049
PCB095	NA	EPA 8270Cm	J 2.6	ng/dry g	1	5	01-Oct-07	17-Oct-07	27221d-31049
PCB097	NA	EPA 8270Cm	ND	ng/dry g	1	5	01-Oct-07	17-Oct-07	27221d-31049
PCB099	NA	EPA 8270Cm	J 3.4	ng/dry g	1	5	01-Oct-07	17-Oct-07	27221d-31049
PCB101	NA	EPA 8270Cm	5.9	ng/dry g	1	5	01-Oct-07	17-Oct-07	27221d-31049
PCB105	NA	EPA 8270Cm	ND	ng/dry g	1	5	01-Oct-07	17-Oct-07	27221d-31049
PCB110	NA	EPA 8270Cm	J 3.1	ng/dry g	1	5	01-Oct-07	17-Oct-07	27221d-31049
PCB114	NA	EPA 8270Cm	ND	ng/dry g	1	5	01-Oct-07	17-Oct-07	27221d-31049
PCB118	NA	EPA 8270Cm	J 3.5	ng/dry g	1	5	01-Oct-07	17-Oct-07	27221d-31049
PCB119	NA	EPA 8270Cm	ND	ng/dry g	1	5	01-Oct-07	17-Oct-07	27221d-31049
PCB123	NA	EPA 8270Cm	ND	ng/dry g	1	5	01-Oct-07	17-Oct-07	27221d-31049
PCB126	NA	EPA 8270Cm	ND	ng/dry g	1	5	01-Oct-07	17-Oct-07	27221d-31049

MDL= Method Detection Limit (CFR 40 Part 136); RL= Reporting Limit; J= Estimated Value below the RL and above the MDL; ND= Not Detected; NA= Not Applicable; MI = Matrix Interference

California ELAP Certificate # 2261
57292 R1

CRG Marine Laboratories, Inc.

2020 Del Amo Blvd., Suite 200, Torrance, CA 90501-1206 (310) 533-5190 FAX (310) 533-5003 crglabs@sbcglobal.net

PCB Congeners

Client: *Weston Solutions*

CRG Project ID: *27221d*

CRG ID#: 57292	Sample: D-3	TOP	Date Sampled: 19-Sep-07 10:10
Replicate #: R1	Description: LADPW MDR		Date Received: 19-Sep-07
DILUTION FACTOR: 1	Matrix: Sediment		

CONSTITUENT	FRACTION	METHOD	RESULT	UNITS	MDL	RL	DATE PROCESSED	DATE ANALYZED	BATCH ID
PCB128	NA	EPA 8270Cm	ND	ng/dry g	1	5	01-Oct-07	17-Oct-07	27221d-31049
PCB138	NA	EPA 8270Cm	J 2.2	ng/dry g	1	5	01-Oct-07	17-Oct-07	27221d-31049
PCB141	NA	EPA 8270Cm	ND	ng/dry g	1	5	01-Oct-07	17-Oct-07	27221d-31049
PCB149	NA	EPA 8270Cm	J 3.2	ng/dry g	1	5	01-Oct-07	17-Oct-07	27221d-31049
PCB151	NA	EPA 8270Cm	ND	ng/dry g	1	5	01-Oct-07	17-Oct-07	27221d-31049
PCB153	NA	EPA 8270Cm	J 3.6	ng/dry g	1	5	01-Oct-07	17-Oct-07	27221d-31049
PCB156	NA	EPA 8270Cm	ND	ng/dry g	1	5	01-Oct-07	17-Oct-07	27221d-31049
PCB157	NA	EPA 8270Cm	ND	ng/dry g	1	5	01-Oct-07	17-Oct-07	27221d-31049
PCB158	NA	EPA 8270Cm	ND	ng/dry g	1	5	01-Oct-07	17-Oct-07	27221d-31049
PCB167	NA	EPA 8270Cm	ND	ng/dry g	1	5	01-Oct-07	17-Oct-07	27221d-31049
PCB168+132	NA	EPA 8270Cm	J 1.3	ng/dry g	1	5	01-Oct-07	17-Oct-07	27221d-31049
PCB169	NA	EPA 8270Cm	ND	ng/dry g	1	5	01-Oct-07	17-Oct-07	27221d-31049
PCB170	NA	EPA 8270Cm	ND	ng/dry g	1	5	01-Oct-07	17-Oct-07	27221d-31049
PCB177	NA	EPA 8270Cm	J 1.4	ng/dry g	1	5	01-Oct-07	17-Oct-07	27221d-31049
PCB180	NA	EPA 8270Cm	J 2.2	ng/dry g	1	5	01-Oct-07	17-Oct-07	27221d-31049
PCB183	NA	EPA 8270Cm	ND	ng/dry g	1	5	01-Oct-07	17-Oct-07	27221d-31049
PCB187	NA	EPA 8270Cm	J 1.7	ng/dry g	1	5	01-Oct-07	17-Oct-07	27221d-31049
PCB189	NA	EPA 8270Cm	ND	ng/dry g	1	5	01-Oct-07	17-Oct-07	27221d-31049
PCB194	NA	EPA 8270Cm	ND	ng/dry g	1	5	01-Oct-07	17-Oct-07	27221d-31049
PCB195	NA	EPA 8270Cm	ND	ng/dry g	1	5	01-Oct-07	17-Oct-07	27221d-31049
PCB200	NA	EPA 8270Cm	ND	ng/dry g	1	5	01-Oct-07	17-Oct-07	27221d-31049
PCB201	NA	EPA 8270Cm	ND	ng/dry g	1	5	01-Oct-07	17-Oct-07	27221d-31049
PCB206	NA	EPA 8270Cm	ND	ng/dry g	1	5	01-Oct-07	17-Oct-07	27221d-31049
PCB209	NA	EPA 8270Cm	ND	ng/dry g	1	5	01-Oct-07	17-Oct-07	27221d-31049
Total Detectable PCBs	NA	EPA 8270Cm	44.3	ng/dry g			01-Oct-07	17-Oct-07	27221d-31049

MDL= Method Detection Limit (CFR 40 Part 136); RL= Reporting Limit; J= Estimated Value below the RL and above the MDL; ND= Not Detected; NA= Not Applicable; MI = Matrix Interference

California ELAP Certificate # 2261
57292 R1

CRG Marine Laboratories, Inc.

2020 Del Amo Blvd., Suite 200, Torrance, CA 90501-1206 (310) 533-5190 FAX (310) 533-5003 crglabs@sbcglobal.net

PCB Congeners

Client: *Weston Solutions*

CRG Project ID: *27221d*

CRG ID#: 57293	Sample: D-2	Location: BOTTOM	Date Sampled: 19-Sep-07 09:10
Replicate #: R1	Description: LADPW MDR		Date Received: 19-Sep-07
DILUTION FACTOR: 1	Matrix: Sediment		

CONSTITUENT	FRACTION	METHOD	RESULT	UNITS	MDL	RL	DATE PROCESSED	DATE ANALYZED	BATCH ID
PCB008	NA	EPA 8270Cm	ND	ng/dry g	1	5	01-Oct-07	17-Oct-07	27221d-31049
PCB018	NA	EPA 8270Cm	ND	ng/dry g	1	5	01-Oct-07	17-Oct-07	27221d-31049
PCB028	NA	EPA 8270Cm	ND	ng/dry g	1	5	01-Oct-07	17-Oct-07	27221d-31049
PCB031	NA	EPA 8270Cm	ND	ng/dry g	1	5	01-Oct-07	17-Oct-07	27221d-31049
PCB033	NA	EPA 8270Cm	ND	ng/dry g	1	5	01-Oct-07	17-Oct-07	27221d-31049
PCB037	NA	EPA 8270Cm	ND	ng/dry g	1	5	01-Oct-07	17-Oct-07	27221d-31049
PCB044	NA	EPA 8270Cm	ND	ng/dry g	1	5	01-Oct-07	17-Oct-07	27221d-31049
PCB049	NA	EPA 8270Cm	ND	ng/dry g	1	5	01-Oct-07	17-Oct-07	27221d-31049
PCB052	NA	EPA 8270Cm	ND	ng/dry g	1	5	01-Oct-07	17-Oct-07	27221d-31049
PCB066	NA	EPA 8270Cm	ND	ng/dry g	1	5	01-Oct-07	17-Oct-07	27221d-31049
PCB070	NA	EPA 8270Cm	ND	ng/dry g	1	5	01-Oct-07	17-Oct-07	27221d-31049
PCB074	NA	EPA 8270Cm	ND	ng/dry g	1	5	01-Oct-07	17-Oct-07	27221d-31049
PCB077	NA	EPA 8270Cm	ND	ng/dry g	1	5	01-Oct-07	17-Oct-07	27221d-31049
PCB081	NA	EPA 8270Cm	ND	ng/dry g	1	5	01-Oct-07	17-Oct-07	27221d-31049
PCB087	NA	EPA 8270Cm	ND	ng/dry g	1	5	01-Oct-07	17-Oct-07	27221d-31049
PCB095	NA	EPA 8270Cm	J 1.1	ng/dry g	1	5	01-Oct-07	17-Oct-07	27221d-31049
PCB097	NA	EPA 8270Cm	ND	ng/dry g	1	5	01-Oct-07	17-Oct-07	27221d-31049
PCB099	NA	EPA 8270Cm	ND	ng/dry g	1	5	01-Oct-07	17-Oct-07	27221d-31049
PCB101	NA	EPA 8270Cm	J 1.6	ng/dry g	1	5	01-Oct-07	17-Oct-07	27221d-31049
PCB105	NA	EPA 8270Cm	ND	ng/dry g	1	5	01-Oct-07	17-Oct-07	27221d-31049
PCB110	NA	EPA 8270Cm	J 1.5	ng/dry g	1	5	01-Oct-07	17-Oct-07	27221d-31049
PCB114	NA	EPA 8270Cm	ND	ng/dry g	1	5	01-Oct-07	17-Oct-07	27221d-31049
PCB118	NA	EPA 8270Cm	ND	ng/dry g	1	5	01-Oct-07	17-Oct-07	27221d-31049
PCB119	NA	EPA 8270Cm	ND	ng/dry g	1	5	01-Oct-07	17-Oct-07	27221d-31049
PCB123	NA	EPA 8270Cm	ND	ng/dry g	1	5	01-Oct-07	17-Oct-07	27221d-31049
PCB126	NA	EPA 8270Cm	ND	ng/dry g	1	5	01-Oct-07	17-Oct-07	27221d-31049

MDL= Method Detection Limit (CFR 40 Part 136); RL= Reporting Limit; J= Estimated Value below the RL and above the MDL; ND= Not Detected; NA= Not Applicable; MI = Matrix Interference

California ELAP Certificate # 2261
57293 R1

CRG Marine Laboratories, Inc.

2020 Del Amo Blvd., Suite 200, Torrance, CA 90501-1206 (310) 533-5190 FAX (310) 533-5003 crglabs@sbcglobal.net

PCB Congeners

Client: *Weston Solutions*

CRG Project ID: *27221d*

CRG ID#: 57293	Sample: D-2	BOTTOM	Date Sampled: 19-Sep-07 09:10
Replicate #: R1	Description: LADPW MDR		Date Received: 19-Sep-07
DILUTION FACTOR: 1	Matrix: Sediment		

CONSTITUENT	FRACTION	METHOD	RESULT	UNITS	MDL	RL	DATE PROCESSED	DATE ANALYZED	BATCH ID
PCB128	NA	EPA 8270Cm	ND	ng/dry g	1	5	01-Oct-07	17-Oct-07	27221d-31049
PCB138	NA	EPA 8270Cm	J 1.4	ng/dry g	1	5	01-Oct-07	17-Oct-07	27221d-31049
PCB141	NA	EPA 8270Cm	ND	ng/dry g	1	5	01-Oct-07	17-Oct-07	27221d-31049
PCB149	NA	EPA 8270Cm	ND	ng/dry g	1	5	01-Oct-07	17-Oct-07	27221d-31049
PCB151	NA	EPA 8270Cm	ND	ng/dry g	1	5	01-Oct-07	17-Oct-07	27221d-31049
PCB153	NA	EPA 8270Cm	ND	ng/dry g	1	5	01-Oct-07	17-Oct-07	27221d-31049
PCB156	NA	EPA 8270Cm	ND	ng/dry g	1	5	01-Oct-07	17-Oct-07	27221d-31049
PCB157	NA	EPA 8270Cm	ND	ng/dry g	1	5	01-Oct-07	17-Oct-07	27221d-31049
PCB158	NA	EPA 8270Cm	ND	ng/dry g	1	5	01-Oct-07	17-Oct-07	27221d-31049
PCB167	NA	EPA 8270Cm	ND	ng/dry g	1	5	01-Oct-07	17-Oct-07	27221d-31049
PCB168+132	NA	EPA 8270Cm	ND	ng/dry g	1	5	01-Oct-07	17-Oct-07	27221d-31049
PCB169	NA	EPA 8270Cm	ND	ng/dry g	1	5	01-Oct-07	17-Oct-07	27221d-31049
PCB170	NA	EPA 8270Cm	ND	ng/dry g	1	5	01-Oct-07	17-Oct-07	27221d-31049
PCB177	NA	EPA 8270Cm	ND	ng/dry g	1	5	01-Oct-07	17-Oct-07	27221d-31049
PCB180	NA	EPA 8270Cm	ND	ng/dry g	1	5	01-Oct-07	17-Oct-07	27221d-31049
PCB183	NA	EPA 8270Cm	ND	ng/dry g	1	5	01-Oct-07	17-Oct-07	27221d-31049
PCB187	NA	EPA 8270Cm	ND	ng/dry g	1	5	01-Oct-07	17-Oct-07	27221d-31049
PCB189	NA	EPA 8270Cm	ND	ng/dry g	1	5	01-Oct-07	17-Oct-07	27221d-31049
PCB194	NA	EPA 8270Cm	ND	ng/dry g	1	5	01-Oct-07	17-Oct-07	27221d-31049
PCB195	NA	EPA 8270Cm	ND	ng/dry g	1	5	01-Oct-07	17-Oct-07	27221d-31049
PCB200	NA	EPA 8270Cm	ND	ng/dry g	1	5	01-Oct-07	17-Oct-07	27221d-31049
PCB201	NA	EPA 8270Cm	ND	ng/dry g	1	5	01-Oct-07	17-Oct-07	27221d-31049
PCB206	NA	EPA 8270Cm	ND	ng/dry g	1	5	01-Oct-07	17-Oct-07	27221d-31049
PCB209	NA	EPA 8270Cm	ND	ng/dry g	1	5	01-Oct-07	17-Oct-07	27221d-31049
Total Detectable PCBs	NA	EPA 8270Cm	5.6	ng/dry g			01-Oct-07	17-Oct-07	27221d-31049

MDL= Method Detection Limit (CFR 40 Part 136); RL= Reporting Limit; J= Estimated Value below the RL and above the MDL; ND= Not Detected; NA= Not Applicable; MI = Matrix Interference

California ELAP Certificate # 2261
57293 R1

CRG Marine Laboratories, Inc.

2020 Del Amo Blvd., Suite 200, Torrance, CA 90501-1206 (310) 533-5190 FAX (310) 533-5003 crglabs@sbcglobal.net

PCB Congeners

Client: *Weston Solutions*

CRG Project ID: *27221d*

CRG ID#: 57293	Sample: D-2	BOTTOM	Date Sampled: 19-Sep-07 09:10
Replicate #: R2	Description: LADPW MDR		Date Received: 19-Sep-07
DILUTION FACTOR: 1	Matrix: Sediment		

CONSTITUENT	FRACTION	METHOD	RESULT	UNITS	MDL	RL	DATE PROCESSED	DATE ANALYZED	BATCH ID
PCB008	NA	EPA 8270Cm	ND	ng/dry g	1	5	01-Oct-07	17-Oct-07	27221d-31049
PCB018	NA	EPA 8270Cm	ND	ng/dry g	1	5	01-Oct-07	17-Oct-07	27221d-31049
PCB028	NA	EPA 8270Cm	ND	ng/dry g	1	5	01-Oct-07	17-Oct-07	27221d-31049
PCB031	NA	EPA 8270Cm	ND	ng/dry g	1	5	01-Oct-07	17-Oct-07	27221d-31049
PCB033	NA	EPA 8270Cm	ND	ng/dry g	1	5	01-Oct-07	17-Oct-07	27221d-31049
PCB037	NA	EPA 8270Cm	ND	ng/dry g	1	5	01-Oct-07	17-Oct-07	27221d-31049
PCB044	NA	EPA 8270Cm	ND	ng/dry g	1	5	01-Oct-07	17-Oct-07	27221d-31049
PCB049	NA	EPA 8270Cm	ND	ng/dry g	1	5	01-Oct-07	17-Oct-07	27221d-31049
PCB052	NA	EPA 8270Cm	ND	ng/dry g	1	5	01-Oct-07	17-Oct-07	27221d-31049
PCB066	NA	EPA 8270Cm	ND	ng/dry g	1	5	01-Oct-07	17-Oct-07	27221d-31049
PCB070	NA	EPA 8270Cm	ND	ng/dry g	1	5	01-Oct-07	17-Oct-07	27221d-31049
PCB074	NA	EPA 8270Cm	ND	ng/dry g	1	5	01-Oct-07	17-Oct-07	27221d-31049
PCB077	NA	EPA 8270Cm	ND	ng/dry g	1	5	01-Oct-07	17-Oct-07	27221d-31049
PCB081	NA	EPA 8270Cm	ND	ng/dry g	1	5	01-Oct-07	17-Oct-07	27221d-31049
PCB087	NA	EPA 8270Cm	ND	ng/dry g	1	5	01-Oct-07	17-Oct-07	27221d-31049
PCB095	NA	EPA 8270Cm	ND	ng/dry g	1	5	01-Oct-07	17-Oct-07	27221d-31049
PCB097	NA	EPA 8270Cm	ND	ng/dry g	1	5	01-Oct-07	17-Oct-07	27221d-31049
PCB099	NA	EPA 8270Cm	ND	ng/dry g	1	5	01-Oct-07	17-Oct-07	27221d-31049
PCB101	NA	EPA 8270Cm	J 1.2	ng/dry g	1	5	01-Oct-07	17-Oct-07	27221d-31049
PCB105	NA	EPA 8270Cm	ND	ng/dry g	1	5	01-Oct-07	17-Oct-07	27221d-31049
PCB110	NA	EPA 8270Cm	ND	ng/dry g	1	5	01-Oct-07	17-Oct-07	27221d-31049
PCB114	NA	EPA 8270Cm	ND	ng/dry g	1	5	01-Oct-07	17-Oct-07	27221d-31049
PCB118	NA	EPA 8270Cm	ND	ng/dry g	1	5	01-Oct-07	17-Oct-07	27221d-31049
PCB119	NA	EPA 8270Cm	ND	ng/dry g	1	5	01-Oct-07	17-Oct-07	27221d-31049
PCB123	NA	EPA 8270Cm	ND	ng/dry g	1	5	01-Oct-07	17-Oct-07	27221d-31049
PCB126	NA	EPA 8270Cm	ND	ng/dry g	1	5	01-Oct-07	17-Oct-07	27221d-31049

MDL= Method Detection Limit (CFR 40 Part 136); RL= Reporting Limit; J= Estimated Value below the RL and above the MDL; ND= Not Detected; NA= Not Applicable; MI = Matrix Interference

California ELAP Certificate # 2261
57293 R2

CRG Marine Laboratories, Inc.

2020 Del Amo Blvd., Suite 200, Torrance, CA 90501-1206 (310) 533-5190 FAX (310) 533-5003 crglabs@sbcglobal.net

PCB Congeners

Client: *Weston Solutions*

CRG Project ID: *27221d*

CRG ID#: 57293	Sample: D-2	Location: BOTTOM	Date Sampled: 19-Sep-07 09:10
Replicate #: R2	Description: LADPW MDR		Date Received: 19-Sep-07
DILUTION FACTOR: 1	Matrix: Sediment		

CONSTITUENT	FRACTION	METHOD	RESULT	UNITS	MDL	RL	DATE PROCESSED	DATE ANALYZED	BATCH ID
PCB128	NA	EPA 8270Cm	ND	ng/dry g	1	5	01-Oct-07	17-Oct-07	27221d-31049
PCB138	NA	EPA 8270Cm	ND	ng/dry g	1	5	01-Oct-07	17-Oct-07	27221d-31049
PCB141	NA	EPA 8270Cm	ND	ng/dry g	1	5	01-Oct-07	17-Oct-07	27221d-31049
PCB149	NA	EPA 8270Cm	ND	ng/dry g	1	5	01-Oct-07	17-Oct-07	27221d-31049
PCB151	NA	EPA 8270Cm	ND	ng/dry g	1	5	01-Oct-07	17-Oct-07	27221d-31049
PCB153	NA	EPA 8270Cm	J 1	ng/dry g	1	5	01-Oct-07	17-Oct-07	27221d-31049
PCB156	NA	EPA 8270Cm	ND	ng/dry g	1	5	01-Oct-07	17-Oct-07	27221d-31049
PCB157	NA	EPA 8270Cm	ND	ng/dry g	1	5	01-Oct-07	17-Oct-07	27221d-31049
PCB158	NA	EPA 8270Cm	ND	ng/dry g	1	5	01-Oct-07	17-Oct-07	27221d-31049
PCB167	NA	EPA 8270Cm	ND	ng/dry g	1	5	01-Oct-07	17-Oct-07	27221d-31049
PCB168+132	NA	EPA 8270Cm	ND	ng/dry g	1	5	01-Oct-07	17-Oct-07	27221d-31049
PCB169	NA	EPA 8270Cm	ND	ng/dry g	1	5	01-Oct-07	17-Oct-07	27221d-31049
PCB170	NA	EPA 8270Cm	ND	ng/dry g	1	5	01-Oct-07	17-Oct-07	27221d-31049
PCB177	NA	EPA 8270Cm	ND	ng/dry g	1	5	01-Oct-07	17-Oct-07	27221d-31049
PCB180	NA	EPA 8270Cm	ND	ng/dry g	1	5	01-Oct-07	17-Oct-07	27221d-31049
PCB183	NA	EPA 8270Cm	ND	ng/dry g	1	5	01-Oct-07	17-Oct-07	27221d-31049
PCB187	NA	EPA 8270Cm	ND	ng/dry g	1	5	01-Oct-07	17-Oct-07	27221d-31049
PCB189	NA	EPA 8270Cm	ND	ng/dry g	1	5	01-Oct-07	17-Oct-07	27221d-31049
PCB194	NA	EPA 8270Cm	ND	ng/dry g	1	5	01-Oct-07	17-Oct-07	27221d-31049
PCB195	NA	EPA 8270Cm	ND	ng/dry g	1	5	01-Oct-07	17-Oct-07	27221d-31049
PCB200	NA	EPA 8270Cm	ND	ng/dry g	1	5	01-Oct-07	17-Oct-07	27221d-31049
PCB201	NA	EPA 8270Cm	ND	ng/dry g	1	5	01-Oct-07	17-Oct-07	27221d-31049
PCB206	NA	EPA 8270Cm	ND	ng/dry g	1	5	01-Oct-07	17-Oct-07	27221d-31049
PCB209	NA	EPA 8270Cm	ND	ng/dry g	1	5	01-Oct-07	17-Oct-07	27221d-31049
Total Detectable PCBs	NA	EPA 8270Cm	2.2	ng/dry g			01-Oct-07	17-Oct-07	27221d-31049

MDL= Method Detection Limit (CFR 40 Part 136); RL= Reporting Limit; J= Estimated Value below the RL and above the MDL; ND= Not Detected; NA= Not Applicable; MI = Matrix Interference

California ELAP Certificate # 2261
57293 R2

QUALITY CONTROL REPORT

**PROCEDURAL BLANK
RESULTS**

CRG Marine Laboratories, Inc.

2020 Del Amo Blvd., Suite 200, Torrance, CA 90501-1206 (310) 533-5190 FAX (310) 533-5003 crglabs@sbcglobal.net

Trace Metals

Client: *Weston Solutions*

CRG Project ID: *27221d*

CRG ID#: 57273

Sample: QAQC

Procedural Blank

Date Sampled:

Replicate #: B1

Description: LADPW MDR

Date Received:

DILUTION FACTOR: 1

Matrix: DI Water

CONSTITUENT	FRACTION	METHOD	RESULT	UNITS	MDL	RL	DATE PROCESSED	DATE ANALYZED	BATCH ID
Aluminum (Al)	NA	EPA 6020m	ND	µg/dry g	1	5	08-Oct-07	10-Oct-07	27221d-17069
Antimony (Sb)	NA	EPA 6020m	ND	µg/dry g	0.025	0.05	08-Oct-07	10-Oct-07	27221d-17069
Arsenic (As)	NA	EPA 6020m	ND	µg/dry g	0.025	0.05	08-Oct-07	10-Oct-07	27221d-17069
Barium (Ba)	NA	EPA 6020m	ND	µg/dry g	0.025	0.05	08-Oct-07	10-Oct-07	27221d-17069
Beryllium (Be)	NA	EPA 6020m	ND	µg/dry g	0.025	0.05	08-Oct-07	10-Oct-07	27221d-17069
Cadmium (Cd)	NA	EPA 6020m	ND	µg/dry g	0.025	0.05	08-Oct-07	10-Oct-07	27221d-17069
Chromium (Cr)	NA	EPA 6020m	ND	µg/dry g	0.025	0.05	08-Oct-07	10-Oct-07	27221d-17069
Cobalt (Co)	NA	EPA 6020m	ND	µg/dry g	0.025	0.05	08-Oct-07	10-Oct-07	27221d-17069
Copper (Cu)	NA	EPA 6020m	ND	µg/dry g	0.025	0.05	08-Oct-07	10-Oct-07	27221d-17069
Iron (Fe)	NA	EPA 6020m	ND	µg/dry g	1	5	08-Oct-07	10-Oct-07	27221d-17069
Lead (Pb)	NA	EPA 6020m	ND	µg/dry g	0.025	0.05	08-Oct-07	10-Oct-07	27221d-17069
Manganese (Mn)	NA	EPA 6020m	ND	µg/dry g	0.025	0.05	08-Oct-07	10-Oct-07	27221d-17069
Molybdenum (Mo)	NA	EPA 6020m	ND	µg/dry g	0.025	0.05	08-Oct-07	10-Oct-07	27221d-17069
Nickel (Ni)	NA	EPA 6020m	ND	µg/dry g	0.025	0.05	08-Oct-07	10-Oct-07	27221d-17069
Selenium (Se)	NA	EPA 6020m	ND	µg/dry g	0.025	0.05	08-Oct-07	10-Oct-07	27221d-17069
Silver (Ag)	NA	EPA 6020m	ND	µg/dry g	0.025	0.05	08-Oct-07	10-Oct-07	27221d-17069
Strontium (Sr)	NA	EPA 6020m	ND	µg/dry g	0.025	0.05	08-Oct-07	10-Oct-07	27221d-17069
Thallium (Tl)	NA	EPA 6020m	ND	µg/dry g	0.025	0.05	08-Oct-07	10-Oct-07	27221d-17069
Tin (Sn)	NA	EPA 6020m	ND	µg/dry g	0.025	0.05	08-Oct-07	10-Oct-07	27221d-17069
Titanium (Ti)	NA	EPA 6020m	ND	µg/dry g	0.025	0.05	08-Oct-07	10-Oct-07	27221d-17069
Vanadium (V)	NA	EPA 6020m	ND	µg/dry g	0.025	0.05	08-Oct-07	10-Oct-07	27221d-17069
Zinc (Zn)	NA	EPA 6020m	ND	µg/dry g	0.025	0.05	08-Oct-07	10-Oct-07	27221d-17069

MDL= Method Detection Limit (CFR 40 Part 136); RL= Reporting Limit; J= Estimated Value below the RL and above the MDL; ND= Not Detected; NA= Not Applicable; MI = Matrix Interference

California ELAP Certificate # 2261
57273 B1

CRG Marine Laboratories, Inc.

2020 Del Amo Blvd., Suite 200, Torrance, CA 90501-1206 (310) 533-5190 FAX (310) 533-5003 crglabs@sbcglobal.net

Chlorinated Pesticides

Client: *Weston Solutions*

CRG Project ID: *27221d*

CRG ID#: 57273

Sample: QAQC

Procedural Blank

Date Sampled:

Replicate #: B1

Description: LADPW MDR

Date Received:

DILUTION FACTOR: 1

Matrix: DI Water

CONSTITUENT	FRACTION	METHOD	RESULT	UNITS	MDL	RL	DATE PROCESSED	DATE ANALYZED	BATCH ID
(PCB030)	NA	EPA 8270Cm	80	% Recovery			01-Oct-07	17-Oct-07	27221d-31049
(PCB112)	NA	EPA 8270Cm	82	% Recovery			01-Oct-07	17-Oct-07	27221d-31049
(PCB198)	NA	EPA 8270Cm	79	% Recovery			01-Oct-07	17-Oct-07	27221d-31049
(TCMX)	NA	EPA 8270Cm	78	% Recovery			01-Oct-07	17-Oct-07	27221d-31049
2,4'-DDD	NA	EPA 8270Cm	ND	ng/dry g	1	5	01-Oct-07	17-Oct-07	27221d-31049
2,4'-DDE	NA	EPA 8270Cm	ND	ng/dry g	1	5	01-Oct-07	17-Oct-07	27221d-31049
2,4'-DDT	NA	EPA 8270Cm	ND	ng/dry g	1	5	01-Oct-07	17-Oct-07	27221d-31049
4,4'-DDD	NA	EPA 8270Cm	ND	ng/dry g	1	5	01-Oct-07	17-Oct-07	27221d-31049
4,4'-DDE	NA	EPA 8270Cm	ND	ng/dry g	1	5	01-Oct-07	17-Oct-07	27221d-31049
4,4'-DDT	NA	EPA 8270Cm	ND	ng/dry g	1	5	01-Oct-07	17-Oct-07	27221d-31049
Aldrin	NA	EPA 8270Cm	ND	ng/dry g	1	5	01-Oct-07	17-Oct-07	27221d-31049
BHC-alpha	NA	EPA 8270Cm	ND	ng/dry g	1	5	01-Oct-07	17-Oct-07	27221d-31049
BHC-beta	NA	EPA 8270Cm	ND	ng/dry g	1	5	01-Oct-07	17-Oct-07	27221d-31049
BHC-delta	NA	EPA 8270Cm	ND	ng/dry g	1	5	01-Oct-07	17-Oct-07	27221d-31049
BHC-gamma	NA	EPA 8270Cm	ND	ng/dry g	1	5	01-Oct-07	17-Oct-07	27221d-31049
Chlordane-alpha	NA	EPA 8270Cm	ND	ng/dry g	1	5	01-Oct-07	17-Oct-07	27221d-31049
Chlordane-gamma	NA	EPA 8270Cm	ND	ng/dry g	1	5	01-Oct-07	17-Oct-07	27221d-31049
cis-Nonachlor	NA	EPA 8270Cm	ND	ng/dry g	1	5	01-Oct-07	17-Oct-07	27221d-31049
DCPA (Dacthal)	NA	EPA 8270Cm	ND	ng/dry g	5	10	01-Oct-07	17-Oct-07	27221d-31049
Dicofol	NA	EPA 8270Cm	ND	ng/dry g	1	5	01-Oct-07	17-Oct-07	27221d-31049
Dieldrin	NA	EPA 8270Cm	ND	ng/dry g	1	5	01-Oct-07	17-Oct-07	27221d-31049
Endosulfan Sulfate	NA	EPA 8270Cm	ND	ng/dry g	1	5	01-Oct-07	17-Oct-07	27221d-31049
Endosulfan-I	NA	EPA 8270Cm	ND	ng/dry g	1	5	01-Oct-07	17-Oct-07	27221d-31049
Endosulfan-II	NA	EPA 8270Cm	ND	ng/dry g	1	5	01-Oct-07	17-Oct-07	27221d-31049
Endrin	NA	EPA 8270Cm	ND	ng/dry g	1	5	01-Oct-07	17-Oct-07	27221d-31049
Endrin Aldehyde	NA	EPA 8270Cm	ND	ng/dry g	1	5	01-Oct-07	17-Oct-07	27221d-31049

MDL= Method Detection Limit (CFR 40 Part 136); RL= Reporting Limit; J= Estimated Value below the RL and above the MDL; ND= Not Detected; NA= Not Applicable; MI = Matrix Interference

California ELAP Certificate # 2261

57273

B1

CRG Marine Laboratories, Inc.

2020 Del Amo Blvd., Suite 200, Torrance, CA 90501-1206 (310) 533-5190 FAX (310) 533-5003 crglabs@sbcglobal.net

Chlorinated Pesticides

Client: *Weston Solutions*

CRG Project ID: *27221d*

CRG ID#: 57273

Sample: QAQC

Procedural Blank

Date Sampled:

Replicate #: B1

Description: LADPW MDR

Date Received:

DILUTION FACTOR: 1

Matrix: DI Water

CONSTITUENT	FRACTION	METHOD	RESULT	UNITS	MDL	RL	DATE PROCESSED	DATE ANALYZED	BATCH ID
Endrin Ketone	NA	EPA 8270Cm	ND	ng/dry g	1	5	01-Oct-07	17-Oct-07	27221d-31049
Heptachlor	NA	EPA 8270Cm	ND	ng/dry g	1	5	01-Oct-07	17-Oct-07	27221d-31049
Heptachlor Epoxide	NA	EPA 8270Cm	ND	ng/dry g	1	5	01-Oct-07	17-Oct-07	27221d-31049
Methoxychlor	NA	EPA 8270Cm	ND	ng/dry g	1	5	01-Oct-07	17-Oct-07	27221d-31049
Mirex	NA	EPA 8270Cm	ND	ng/dry g	1	5	01-Oct-07	17-Oct-07	27221d-31049
Oxychlorane	NA	EPA 8270Cm	ND	ng/dry g	1	5	01-Oct-07	17-Oct-07	27221d-31049
Perthane	NA	EPA 8270Cm	ND	ng/dry g	5	10	01-Oct-07	17-Oct-07	27221d-31049
Total Chlordane	NA	EPA 8270Cm		ng/dry g			01-Oct-07	17-Oct-07	27221d-31049
Total Detectable DDTs	NA	EPA 8270Cm		ng/dry g			01-Oct-07	17-Oct-07	27221d-31049
Toxaphene	NA	EPA 8270Cm	ND	ng/dry g	10	50	01-Oct-07	17-Oct-07	27221d-31049
trans-Nonachlor	NA	EPA 8270Cm	ND	ng/dry g	1	5	01-Oct-07	17-Oct-07	27221d-31049

MDL= Method Detection Limit (CFR 40 Part 136); RL= Reporting Limit; J= Estimated Value below the RL and above the MDL; ND= Not Detected; NA= Not Applicable; MI = Matrix Interference

California ELAP Certificate # 2261

57273

B1

CRG Marine Laboratories, Inc.

2020 Del Amo Blvd., Suite 200, Torrance, CA 90501-1206 (310) 533-5190 FAX (310) 533-5003 crglabs@sbcglobal.net

Aroclor PCBs

Client: *Weston Solutions*

CRG Project ID: *27221d*

CRG ID#: 57273

Sample: QAQC

Procedural Blank

Date Sampled:

Replicate #: B1

Description: LADPW MDR

Date Received:

DILUTION FACTOR: 1

Matrix: DI Water

CONSTITUENT	FRACTION	METHOD	RESULT	UNITS	MDL	RL	DATE PROCESSED	DATE ANALYZED	BATCH ID
Aroclor 1016	NA	EPA 8270Cm	ND	ng/dry g	10	20	01-Oct-07	17-Oct-07	27221d-31049
Aroclor 1221	NA	EPA 8270Cm	ND	ng/dry g	10	20	01-Oct-07	17-Oct-07	27221d-31049
Aroclor 1232	NA	EPA 8270Cm	ND	ng/dry g	10	20	01-Oct-07	17-Oct-07	27221d-31049
Aroclor 1242	NA	EPA 8270Cm	ND	ng/dry g	10	20	01-Oct-07	17-Oct-07	27221d-31049
Aroclor 1248	NA	EPA 8270Cm	ND	ng/dry g	10	20	01-Oct-07	17-Oct-07	27221d-31049
Aroclor 1254	NA	EPA 8270Cm	ND	ng/dry g	10	20	01-Oct-07	17-Oct-07	27221d-31049
Aroclor 1260	NA	EPA 8270Cm	ND	ng/dry g	10	20	01-Oct-07	17-Oct-07	27221d-31049

MDL= Method Detection Limit (CFR 40 Part 136); RL= Reporting Limit; J= Estimated Value below the RL and above the MDL; ND= Not Detected; NA= Not Applicable; MI = Matrix Interference

California ELAP Certificate # 2261

57273

B1

CRG Marine Laboratories, Inc.

2020 Del Amo Blvd., Suite 200, Torrance, CA 90501-1206 (310) 533-5190 FAX (310) 533-5003 crglabs@sbcglobal.net

PCB Congeners

Client: *Weston Solutions*

CRG Project ID: *27221d*

CRG ID#: 57273

Sample: QAQC

Procedural Blank

Date Sampled:

Replicate #: B1

Description: LADPW MDR

Date Received:

DILUTION FACTOR: 1

Matrix: DI Water

CONSTITUENT	FRACTION	METHOD	RESULT	UNITS	MDL	RL	DATE PROCESSED	DATE ANALYZED	BATCH ID
PCB008	NA	EPA 8270Cm	ND	ng/dry g	1	5	01-Oct-07	17-Oct-07	27221d-31049
PCB018	NA	EPA 8270Cm	ND	ng/dry g	1	5	01-Oct-07	17-Oct-07	27221d-31049
PCB028	NA	EPA 8270Cm	ND	ng/dry g	1	5	01-Oct-07	17-Oct-07	27221d-31049
PCB031	NA	EPA 8270Cm	ND	ng/dry g	1	5	01-Oct-07	17-Oct-07	27221d-31049
PCB033	NA	EPA 8270Cm	ND	ng/dry g	1	5	01-Oct-07	17-Oct-07	27221d-31049
PCB037	NA	EPA 8270Cm	ND	ng/dry g	1	5	01-Oct-07	17-Oct-07	27221d-31049
PCB044	NA	EPA 8270Cm	ND	ng/dry g	1	5	01-Oct-07	17-Oct-07	27221d-31049
PCB049	NA	EPA 8270Cm	ND	ng/dry g	1	5	01-Oct-07	17-Oct-07	27221d-31049
PCB052	NA	EPA 8270Cm	ND	ng/dry g	1	5	01-Oct-07	17-Oct-07	27221d-31049
PCB066	NA	EPA 8270Cm	ND	ng/dry g	1	5	01-Oct-07	17-Oct-07	27221d-31049
PCB070	NA	EPA 8270Cm	ND	ng/dry g	1	5	01-Oct-07	17-Oct-07	27221d-31049
PCB074	NA	EPA 8270Cm	ND	ng/dry g	1	5	01-Oct-07	17-Oct-07	27221d-31049
PCB077	NA	EPA 8270Cm	ND	ng/dry g	1	5	01-Oct-07	17-Oct-07	27221d-31049
PCB081	NA	EPA 8270Cm	ND	ng/dry g	1	5	01-Oct-07	17-Oct-07	27221d-31049
PCB087	NA	EPA 8270Cm	ND	ng/dry g	1	5	01-Oct-07	17-Oct-07	27221d-31049
PCB095	NA	EPA 8270Cm	ND	ng/dry g	1	5	01-Oct-07	17-Oct-07	27221d-31049
PCB097	NA	EPA 8270Cm	ND	ng/dry g	1	5	01-Oct-07	17-Oct-07	27221d-31049
PCB099	NA	EPA 8270Cm	ND	ng/dry g	1	5	01-Oct-07	17-Oct-07	27221d-31049
PCB101	NA	EPA 8270Cm	ND	ng/dry g	1	5	01-Oct-07	17-Oct-07	27221d-31049
PCB105	NA	EPA 8270Cm	ND	ng/dry g	1	5	01-Oct-07	17-Oct-07	27221d-31049
PCB110	NA	EPA 8270Cm	ND	ng/dry g	1	5	01-Oct-07	17-Oct-07	27221d-31049
PCB114	NA	EPA 8270Cm	ND	ng/dry g	1	5	01-Oct-07	17-Oct-07	27221d-31049
PCB118	NA	EPA 8270Cm	ND	ng/dry g	1	5	01-Oct-07	17-Oct-07	27221d-31049
PCB119	NA	EPA 8270Cm	ND	ng/dry g	1	5	01-Oct-07	17-Oct-07	27221d-31049
PCB123	NA	EPA 8270Cm	ND	ng/dry g	1	5	01-Oct-07	17-Oct-07	27221d-31049
PCB126	NA	EPA 8270Cm	ND	ng/dry g	1	5	01-Oct-07	17-Oct-07	27221d-31049

MDL= Method Detection Limit (CFR 40 Part 136); RL= Reporting Limit; J= Estimated Value below the RL and above the MDL; ND= Not Detected; NA= Not Applicable; MI = Matrix Interference

California ELAP Certificate # 2261
57273 B1

CRG Marine Laboratories, Inc.

2020 Del Amo Blvd., Suite 200, Torrance, CA 90501-1206 (310) 533-5190 FAX (310) 533-5003 crglabs@sbcglobal.net

PCB Congeners

Client: *Weston Solutions*

CRG Project ID: *27221d*

CRG ID#: 57273

Sample: QAQC

Procedural Blank

Date Sampled:

Replicate #: B1

Description: LADPW MDR

Date Received:

DILUTION FACTOR: 1

Matrix: DI Water

CONSTITUENT	FRACTION	METHOD	RESULT	UNITS	MDL	RL	DATE PROCESSED	DATE ANALYZED	BATCH ID
PCB128	NA	EPA 8270Cm	ND	ng/dry g	1	5	01-Oct-07	17-Oct-07	27221d-31049
PCB138	NA	EPA 8270Cm	ND	ng/dry g	1	5	01-Oct-07	17-Oct-07	27221d-31049
PCB141	NA	EPA 8270Cm	ND	ng/dry g	1	5	01-Oct-07	17-Oct-07	27221d-31049
PCB149	NA	EPA 8270Cm	ND	ng/dry g	1	5	01-Oct-07	17-Oct-07	27221d-31049
PCB151	NA	EPA 8270Cm	ND	ng/dry g	1	5	01-Oct-07	17-Oct-07	27221d-31049
PCB153	NA	EPA 8270Cm	ND	ng/dry g	1	5	01-Oct-07	17-Oct-07	27221d-31049
PCB156	NA	EPA 8270Cm	ND	ng/dry g	1	5	01-Oct-07	17-Oct-07	27221d-31049
PCB157	NA	EPA 8270Cm	ND	ng/dry g	1	5	01-Oct-07	17-Oct-07	27221d-31049
PCB158	NA	EPA 8270Cm	ND	ng/dry g	1	5	01-Oct-07	17-Oct-07	27221d-31049
PCB167	NA	EPA 8270Cm	ND	ng/dry g	1	5	01-Oct-07	17-Oct-07	27221d-31049
PCB168+132	NA	EPA 8270Cm	ND	ng/dry g	1	5	01-Oct-07	17-Oct-07	27221d-31049
PCB169	NA	EPA 8270Cm	ND	ng/dry g	1	5	01-Oct-07	17-Oct-07	27221d-31049
PCB170	NA	EPA 8270Cm	ND	ng/dry g	1	5	01-Oct-07	17-Oct-07	27221d-31049
PCB177	NA	EPA 8270Cm	ND	ng/dry g	1	5	01-Oct-07	17-Oct-07	27221d-31049
PCB180	NA	EPA 8270Cm	ND	ng/dry g	1	5	01-Oct-07	17-Oct-07	27221d-31049
PCB183	NA	EPA 8270Cm	ND	ng/dry g	1	5	01-Oct-07	17-Oct-07	27221d-31049
PCB187	NA	EPA 8270Cm	ND	ng/dry g	1	5	01-Oct-07	17-Oct-07	27221d-31049
PCB189	NA	EPA 8270Cm	ND	ng/dry g	1	5	01-Oct-07	17-Oct-07	27221d-31049
PCB194	NA	EPA 8270Cm	ND	ng/dry g	1	5	01-Oct-07	17-Oct-07	27221d-31049
PCB195	NA	EPA 8270Cm	ND	ng/dry g	1	5	01-Oct-07	17-Oct-07	27221d-31049
PCB200	NA	EPA 8270Cm	ND	ng/dry g	1	5	01-Oct-07	17-Oct-07	27221d-31049
PCB201	NA	EPA 8270Cm	ND	ng/dry g	1	5	01-Oct-07	17-Oct-07	27221d-31049
PCB206	NA	EPA 8270Cm	ND	ng/dry g	1	5	01-Oct-07	17-Oct-07	27221d-31049
PCB209	NA	EPA 8270Cm	ND	ng/dry g	1	5	01-Oct-07	17-Oct-07	27221d-31049
Total Detectable PCBs	NA	EPA 8270Cm	0	ng/dry g			01-Oct-07	17-Oct-07	27221d-31049

MDL= Method Detection Limit (CFR 40 Part 136); RL= Reporting Limit; J= Estimated Value below the RL and above the MDL; ND= Not Detected; NA= Not Applicable; MI = Matrix Interference

California ELAP Certificate # 2261
57273 B1

ACCURACY DATA

CRG Marine Laboratories, Inc.
MATRIX SPIKE QAQC REPORT
Project ID: 27221d

Sample ID:	57273-BS1/BS2			QAQC					Procedural Blank					Date Sampled:	
Parameter	<u>Non-Spiked Sample Concentration</u>			<u>Matrix Spike Results</u>					<u>Matrix Spike Duplicate Results</u>					Acceptance Range	
	Rep-1	Rep-2	Mean	Gross Conc.	Net Conc.	Spike Conc.	Percent Recovery	Comment	Gross Conc.	Net Conc.	Spike Conc.	Percent Recovery	Comment		
Chlorinated Pesticides				Batch ID: 27221d-31049											
(PCB030)	0	0	0	92.77	92.77	120.48	77	PASS	86.74	86.74	120.48	72	PASS	55 - 120%	
(PCB112)	0	0	0	104.81	104.81	120.48	87	PASS	106.02	106.02	120.48	88	PASS	65 - 120%	
(PCB198)	0	0	0	106.02	106.02	120.48	88	PASS	114.45	114.45	120.48	95	PASS	60 - 120%	
(TCMX)	0	0	0	84.33	84.33	120.48	70	PASS	80.72	80.72	120.48	67	PASS	50 - 120%	
2,4'-DDD	0	0	0	477.22	477.22	481.92	99	PASS	487.34	487.34	481.92	101	PASS	50 - 135%	
2,4'-DDE	0	0	0	419.27	419.27	481.92	87	PASS	411.8	411.8	481.92	85	PASS	60 - 130%	
2,4'-DDT	0	0	0	420.84	420.84	481.92	87	PASS	408.43	408.43	481.92	85	PASS	40 - 135%	
4,4'-DDD	0	0	0	506.98	506.98	481.92	105	PASS	516.38	516.38	481.92	107	PASS	70 - 130%	
4,4'-DDE	0	0	0	423.01	423.01	481.92	88	PASS	423.61	423.61	481.92	88	PASS	65 - 130%	
4,4'-DDT	0	0	0	481.56	481.56	481.92	100	PASS	469.39	469.39	481.92	97	PASS	35 - 140%	
Aldrin	0	0	0	403.13	403.13	481.92	84	PASS	383.13	383.13	481.92	80	PASS	50 - 125%	
BHC-alpha	0	0	0	360.12	360.12	481.92	75	PASS	337.46	337.46	481.92	70	PASS	60 - 120%	
BHC-beta	0	0	0	404.81	404.81	481.92	84	PASS	419.39	419.39	481.92	87	PASS	60 - 120%	
BHC-delta	0	0	0	385.9	385.9	481.92	80	PASS	366.38	366.38	481.92	76	PASS	60 - 120%	
BHC-gamma	0	0	0	346.86	346.86	481.92	72	PASS	339.63	339.63	481.92	70	PASS	60 - 120%	

Sample ID:	57273-BS1/BS2		QAQC	Procedural Blank					Date Sampled:					
Parameter	<u>Non-Spiked Sample Concentration</u>			<u>Matrix Spike Results</u>					<u>Matrix Spike Duplicate Results</u>					Acceptance Range
	Rep-1	Rep-2	Mean	Gross Conc.	Net Conc.	Spike Conc.	Percent Recovery	Comment	Gross Conc.	Net Conc.	Spike Conc.	Percent Recovery	Comment	
Chlordane-alpha	0	0	0	441.32	441.32	481.92	92	PASS	450.48	450.48	481.92	93	PASS	70 - 130%
Chlordane-gamma	0	0	0	436.86	436.86	481.92	91	PASS	429.15	429.15	481.92	89	PASS	60 - 120%
cis-Nonachlor	0	0	0	455.42	455.42	481.92	94	PASS	467.95	467.95	481.92	97	PASS	60 - 120%
DCPA (Dacthal)	0	0	0	456.86	456.86	481.92	95	PASS	441.68	441.68	481.92	92	PASS	60 - 140%
Dicofol	0	0	0	373.97	373.97	481.92	78	PASS	468.19	468.19	481.92	97	PASS	65 - 125%
Dieldrin	0	0	0	369.87	369.87	481.92	77	PASS	393.37	393.37	481.92	82	PASS	50 - 125%
Endosulfan Sulfate	0	0	0	548.43	548.43	481.92	114	PASS	538.67	538.67	481.92	112	PASS	25 - 125%
Endosulfan-I	0	0	0	235.78	235.78	481.92	49	PASS	250.36	250.36	481.92	52	PASS	45 - 125%
Endosulfan-II	0	0	0	329.03	329.03	481.92	68	PASS	314.93	314.93	481.92	65	PASS	25 - 145%
Endrin	0	0	0	555.06	555.06	481.92	115	PASS	545.9	545.9	481.92	113	PASS	60 - 125%
Endrin Aldehyde	0	0	0	66.26	66.26	481.92	14	PASS	52.16	52.16	481.92	11	PASS	MDL - 149%
Endrin Ketone	0	0	0	503.73	503.73	481.92	105	PASS	509.87	509.87	481.92	106	PASS	45 - 125%
Heptachlor	0	0	0	394.45	394.45	481.92	82	PASS	366.62	366.62	481.92	76	PASS	45 - 125%
Heptachlor Epoxide	0	0	0	465.9	465.9	481.92	97	PASS	489.15	489.15	481.92	102	PASS	60 - 120%
Methoxychlor	0	0	0	600.48	600.48	481.92	125	PASS	556.14	556.14	481.92	115	PASS	35 - 140%
Mirex	0	0	0	351.32	351.32	481.92	73	PASS	358.91	358.91	481.92	74	PASS	50 - 130%
Oxychlordane	0	0	0	503.13	503.13	481.92	104	PASS	484.21	484.21	481.92	100	PASS	70 - 130%
Perthane	0	0	0	526.02	526.02	481.92	109	PASS	500.6	500.6	481.92	104	PASS	60 - 140%
trans-Nonachlor	0	0	0	416.26	416.26	481.92	86	PASS	422.28	422.28	481.92	88	PASS	60 - 120%
PCB Congeners				Batch ID: 27221d-31049										
PCB008	0	0	0	293.85	293.85	385.54	76	PASS	279.87	279.87	385.54	73	PASS	60 - 125%

Sample ID:	57273-BS1/BS2		QAQC	Procedural Blank					Date Sampled:					
Parameter	<u>Non-Spiked Sample Concentration</u>			<u>Matrix Spike Results</u>					<u>Matrix Spike Duplicate Results</u>					Acceptance Range
	Rep-1	Rep-2	Mean	Gross Conc.	Net Conc.	Spike Conc.	Percent Recovery	Comment	Gross Conc.	Net Conc.	Spike Conc.	Percent Recovery	Comment	
PCB018	0	0	0	285.3	285.3	385.54	74	PASS	290.84	290.84	385.54	75	PASS	60 - 125%
PCB028	0	0	0	285.66	285.66	385.54	74	PASS	290.96	290.96	385.54	75	PASS	60 - 125%
PCB031	0	0	0	312.89	312.89	385.54	81	PASS	305.18	305.18	385.54	79	PASS	60 - 125%
PCB033	0	0	0	313.25	313.25	385.54	81	PASS	309.87	309.87	385.54	80	PASS	60 - 125%
PCB037	0	0	0	320.96	320.96	385.54	83	PASS	324.09	324.09	385.54	84	PASS	60 - 125%
PCB044	0	0	0	317.83	317.83	385.54	82	PASS	323.01	323.01	385.54	84	PASS	60 - 125%
PCB049	0	0	0	314.57	314.57	385.54	82	PASS	325.54	325.54	385.54	84	PASS	60 - 125%
PCB052	0	0	0	319.03	319.03	385.54	83	PASS	323.01	323.01	385.54	84	PASS	60 - 125%
PCB066	0	0	0	320.84	320.84	385.54	83	PASS	333.73	333.73	385.54	87	PASS	60 - 125%
PCB070	0	0	0	335.18	335.18	385.54	87	PASS	332.77	332.77	385.54	86	PASS	60 - 125%
PCB074	0	0	0	343.37	343.37	385.54	89	PASS	349.51	349.51	385.54	91	PASS	60 - 125%
PCB077	0	0	0	346.26	346.26	385.54	90	PASS	350.36	350.36	385.54	91	PASS	60 - 125%
PCB081	0	0	0	326.86	326.86	385.54	85	PASS	334.93	334.93	385.54	87	PASS	60 - 125%
PCB087	0	0	0	352.53	352.53	385.54	91	PASS	358.91	358.91	385.54	93	PASS	60 - 125%
PCB095	0	0	0	306.38	306.38	385.54	79	PASS	313.49	313.49	385.54	81	PASS	60 - 125%
PCB097	0	0	0	327.46	327.46	385.54	85	PASS	336.74	336.74	385.54	87	PASS	60 - 125%
PCB099	0	0	0	332.65	332.65	385.54	86	PASS	352.89	352.89	385.54	92	PASS	60 - 125%
PCB101	0	0	0	344.21	344.21	385.54	89	PASS	354.57	354.57	385.54	92	PASS	60 - 125%
PCB105	0	0	0	333.25	333.25	385.54	86	PASS	344.21	344.21	385.54	89	PASS	60 - 125%
PCB110	0	0	0	318.55	318.55	385.54	83	PASS	331.68	331.68	385.54	86	PASS	60 - 125%
PCB114	0	0	0	361.08	361.08	385.54	94	PASS	361.68	361.68	385.54	94	PASS	60 - 125%

Sample ID:	57273-BS1/BS2		QAQC	Procedural Blank					Date Sampled:					
Parameter	<u>Non-Spiked Sample Concentration</u>			<u>Matrix Spike Results</u>					<u>Matrix Spike Duplicate Results</u>					Acceptance Range
	Rep-1	Rep-2	Mean	Gross Conc.	Net Conc.	Spike Conc.	Percent Recovery	Comment	Gross Conc.	Net Conc.	Spike Conc.	Percent Recovery	Comment	
PCB118	0	0	0	341.2	341.2	385.54	88	PASS	348.79	348.79	385.54	90	PASS	60 - 125%
PCB119	0	0	0	337.95	337.95	385.54	88	PASS	346.62	346.62	385.54	90	PASS	60 - 125%
PCB123	0	0	0	338.43	338.43	385.54	88	PASS	350.48	350.48	385.54	91	PASS	60 - 125%
PCB126	0	0	0	375.78	375.78	385.54	97	PASS	393.25	393.25	385.54	102	PASS	60 - 125%
PCB128	0	0	0	358.07	358.07	385.54	93	PASS	380	380	385.54	99	PASS	60 - 125%
PCB138	0	0	0	350.48	350.48	385.54	91	PASS	361.8	361.8	385.54	94	PASS	60 - 125%
PCB141	0	0	0	340.36	340.36	385.54	88	PASS	366.02	366.02	385.54	95	PASS	60 - 125%
PCB149	0	0	0	325.06	325.06	385.54	84	PASS	332.89	332.89	385.54	86	PASS	60 - 125%
PCB151	0	0	0	332.4	332.4	385.54	86	PASS	342.16	342.16	385.54	89	PASS	60 - 125%
PCB153	0	0	0	344.21	344.21	385.54	89	PASS	360.6	360.6	385.54	94	PASS	60 - 125%
PCB156	0	0	0	377.71	377.71	385.54	98	PASS	401.8	401.8	385.54	104	PASS	60 - 125%
PCB157	0	0	0	348.55	348.55	385.54	90	PASS	372.53	372.53	385.54	97	PASS	60 - 125%
PCB158	0	0	0	343.61	343.61	385.54	89	PASS	353.85	353.85	385.54	92	PASS	60 - 125%
PCB167	0	0	0	337.46	337.46	385.54	88	PASS	359.51	359.51	385.54	93	PASS	60 - 125%
PCB168+132	0	0	0	635.78	635.78	771.08	82	PASS	676.62	676.62	771.08	88	PASS	60 - 125%
PCB169	0	0	0	409.27	409.27	385.54	106	PASS	448.19	448.19	385.54	116	PASS	60 - 125%
PCB170	0	0	0	386.98	386.98	385.54	100	PASS	404.09	404.09	385.54	105	PASS	60 - 125%
PCB177	0	0	0	341.44	341.44	385.54	89	PASS	373.85	373.85	385.54	97	PASS	60 - 125%
PCB180	0	0	0	364.21	364.21	385.54	94	PASS	383.49	383.49	385.54	99	PASS	60 - 125%
PCB183	0	0	0	338.67	338.67	385.54	88	PASS	355.54	355.54	385.54	92	PASS	60 - 125%
PCB187	0	0	0	338.19	338.19	385.54	88	PASS	363.37	363.37	385.54	94	PASS	60 - 125%

Sample ID: **57273-BS1/BS2** **QAQC** **Procedural Blank** **Date Sampled:**

Parameter	<u>Non-Spiked Sample Concentration</u>			<u>Matrix Spike Results</u>					<u>Matrix Spike Duplicate Results</u>					Acceptance Range
	Rep-1	Rep-2	Mean	Gross Conc.	Net Conc.	Spike Conc.	Percent Recovery	Comment	Gross Conc.	Net Conc.	Spike Conc.	Percent Recovery	Comment	
PCB189	0	0	0	408.67	408.67	385.54	106	PASS	438.43	438.43	385.54	114	PASS	60 - 125%
PCB194	0	0	0	399.03	399.03	385.54	104	PASS	422.77	422.77	385.54	110	PASS	60 - 125%
PCB195	0	0	0	368.67	368.67	337.34	109	PASS	411.2	411.2	337.34	122	PASS	60 - 125%
PCB200	0	0	0	327.1	327.1	385.54	85	PASS	343.61	343.61	385.54	89	PASS	60 - 125%
PCB201	0	0	0	358.55	358.55	385.54	93	PASS	398.67	398.67	385.54	103	PASS	60 - 125%
PCB206	0	0	0	375.18	375.18	385.54	97	PASS	419.27	419.27	385.54	109	PASS	60 - 125%
PCB209	0	0	0	353.37	353.37	385.54	92	PASS	396.38	396.38	385.54	103	PASS	60 - 125%

Trace Metals	Batch ID: 27221d-17069													
Aluminum (Al)	0	0	0	3	3	2	150	PASS	3	3	2	150	PASS	10 - 180%
Antimony (Sb)	0	0	0	0.19	0.19	0.2	99	PASS	0.2	0.2	0.2	100	PASS	70 - 130%
Arsenic (As)	0	0	0	1.76	1.76	2	88	PASS	1.77	1.77	2	89	PASS	70 - 130%
Barium (Ba)	0	0	0	2.23	2.23	2	112	PASS	2.24	2.24	2	112	PASS	70 - 140%
Beryllium (Be)	0	0	0	1.5	1.5	2	75	PASS	1.53	1.53	2	77	PASS	50 - 120%
Cadmium (Cd)	0	0	0	0.19	0.19	0.2	98	PASS	0.19	0.19	0.2	98	PASS	70 - 130%
Chromium (Cr)	0	0	0	1.77	1.77	2	89	PASS	1.8	1.8	2	90	PASS	55 - 135%
Cobalt (Co)	0	0	0	1.82	1.82	2	91	PASS	1.85	1.85	2	92	PASS	65 - 125%
Copper (Cu)	0	0	0	1.72	1.72	2	86	PASS	1.75	1.75	2	88	PASS	65 - 125%
Iron (Fe)	0	0	0	2	2	2	100	PASS	2	2	2	100	PASS	50 - 140%
Lead (Pb)	0	0	0	2.11	2.11	2	106	PASS	2.1	2.1	2	105	PASS	55 - 120%
Manganese (Mn)	0	0	0	1.54	1.54	2	77	PASS	1.55	1.55	2	78	PASS	50 - 140%
Molybdenum (Mo)	0	0	0	2.04	2.04	2	102	PASS	2.03	2.03	2	102	PASS	70 - 160%

<i>Sample ID:</i>	57273-BS1/BS2			QAQC					Procedural Blank					<i>Date Sampled:</i>	
<i>Parameter</i>	<u><i>Non-Spiked Sample Concentration</i></u>			<u><i>Matrix Spike Results</i></u>					<u><i>Matrix Spike Duplicate Results</i></u>					<i>Acceptance Range</i>	
	<i>Rep-1</i>	<i>Rep-2</i>	<i>Mean</i>	<i>Gross Conc.</i>	<i>Net Conc.</i>	<i>Spike Conc.</i>	<i>Percent Recovery</i>	<i>Comment</i>	<i>Gross Conc.</i>	<i>Net Conc.</i>	<i>Spike Conc.</i>	<i>Percent Recovery</i>	<i>Comment</i>		
Nickel (Ni)	0	0	0	1.65	1.65	2	83	PASS	1.67	1.67	2	84	PASS	70 - 130%	
Selenium (Se)	0	0	0	1.63	1.63	2	82	PASS	1.66	1.66	2	83	PASS	60 - 125%	
Silver (Ag)	0	0	0	0.22	0.22	0.2	112	PASS	0.23	0.23	0.2	120	PASS	50 - 120%	
Strontium (Sr)	0	0	0	2.06	2.06	2	103	PASS	2.06	2.06	2	103	PASS	50 - 160%	
Thallium (Tl)	0	0	0	2.1	2.1	2	105	PASS	2.11	2.11	2	106	PASS	65 - 125%	
Tin (Sn)	0	0	0	2.14	2.14	2	107	PASS	2.16	2.16	2	108	PASS	70 - 150%	
Titanium (Ti)	0	0	0	1.57	1.57	2	79	PASS	1.6	1.6	2	80	PASS	50 - 150%	
Vanadium (V)	0	0	0	1.62	1.62	2	81	PASS	1.64	1.64	2	82	PASS	50 - 160%	
Zinc (Zn)	0	0	0	1.75	1.75	2	88	PASS	1.77	1.77	2	89	PASS	60 - 120%	

Sample ID: **57293-MS1/MS2** D-2**BOTTOM**Date Sampled: **9/19/2007**

Parameter	<u>Non-Spiked Sample Concentration</u>			<u>Matrix Spike Results</u>					<u>Matrix Spike Duplicate Results</u>					Acceptance Range
	Rep-1	Rep-2	Mean	Gross Conc.	Net Conc.	Spike Conc.	Percent Recovery	Comment	Gross Conc.	Net Conc.	Spike Conc.	Percent Recovery	Comment	
Chlorinated Pesticides				Batch ID: 27221d-31049										
(PCB030)	0	0	0	79.51	79.51	120.48	66	PASS	86.74	86.74	120.48	72	PASS	55 - 120%
(PCB112)	0	0	0	89.15	89.15	120.48	74	PASS	93.97	93.97	120.48	78	PASS	65 - 120%
(PCB198)	0	0	0	95.18	95.18	120.48	79	PASS	96.38	96.38	120.48	80	PASS	60 - 120%
(TCMX)	0	0	0	77.1	77.1	120.48	64	PASS	84.33	84.33	120.48	70	PASS	50 - 120%
2,4'-DDD	1.1	1.4	1.25	455.18	453.93	481.92	94	PASS	464.81	463.56	481.92	96	PASS	50 - 135%
2,4'-DDE	0	0	0	388.43	388.43	481.92	81	PASS	409.51	409.51	481.92	85	PASS	60 - 130%
2,4'-DDT	0	0	0	399.75	399.75	481.92	83	PASS	396.02	396.02	481.92	82	PASS	40 - 135%
4,4'-DDD	3.4	3.7	3.55	555.3	551.75	481.92	114	PASS	557.1	553.55	481.92	115	PASS	70 - 130%
4,4'-DDE	9.3	9.1	9.2	516.02	506.82	481.92	105	PASS	535.54	526.34	481.92	109	PASS	65 - 130%
4,4'-DDT	3	2.1	2.55	542.16	539.61	481.92	112	PASS	565.66	563.11	481.92	117	PASS	35 - 140%
Aldrin	0	0	0	297.59	297.59	481.92	62	PASS	339.03	339.03	481.92	70	PASS	50 - 125%
BHC-alpha	0	0	0	332.89	332.89	481.92	69	PASS	365.54	365.54	481.92	76	PASS	60 - 120%
BHC-beta	0	0	0	386.14	386.14	481.92	80	PASS	423.37	423.37	481.92	88	PASS	60 - 120%
BHC-delta	0	0	0	348.07	348.07	481.92	72	PASS	387.59	387.59	481.92	80	PASS	60 - 120%
BHC-gamma	0	0	0	333.97	333.97	481.92	69	PASS	338.79	338.79	481.92	70	PASS	60 - 120%
Chlordane-alpha	0	0	0	387.34	387.34	481.92	80	PASS	414.21	414.21	481.92	86	PASS	70 - 130%
Chlordane-gamma	0	0	0	394.81	394.81	481.92	82	PASS	424.33	424.33	481.92	88	PASS	60 - 120%
cis-Nonachlor	0	0	0	398.79	398.79	481.92	83	PASS	428.91	428.91	481.92	89	PASS	60 - 120%
DCPA (Dacthal)	0	0	0	401.92	401.92	481.92	83	PASS	446.62	446.62	481.92	93	PASS	60 - 140%
Dicofol	4.4	5.8	5.1	479.87	474.77	481.92	99	PASS	500.84	495.74	481.92	103	PASS	65 - 125%

Sample ID: **57293-MS1/MS2** D-2**BOTTOM**

Date Sampled: 9/19/2007

Parameter	<u>Non-Spiked Sample Concentration</u>			<u>Matrix Spike Results</u>					<u>Matrix Spike Duplicate Results</u>					Acceptance Range
	Rep-1	Rep-2	Mean	Gross Conc.	Net Conc.	Spike Conc.	Percent Recovery	Comment	Gross Conc.	Net Conc.	Spike Conc.	Percent Recovery	Comment	
Dieldrin	0	0	0	360.48	360.48	481.92	75	PASS	385.78	385.78	481.92	80	PASS	50 - 125%
Endosulfan Sulfate	0	0	0	532.53	532.53	481.92	110	PASS	570.84	570.84	481.92	118	PASS	25 - 125%
Endosulfan-I	0	0	0	216.74	216.74	481.92	45	PASS	215.06	215.06	481.92	45	PASS	45 - 125%
Endosulfan-II	0	0	0	290.36	290.36	481.92	60	PASS	331.2	331.2	481.92	69	PASS	25 - 145%
Endrin	0	0	0	435.9	435.9	481.92	90	PASS	478.55	478.55	481.92	99	PASS	60 - 125%
Endrin Aldehyde	0	0	0	263.49	263.49	481.92	55	PASS	294.45	294.45	481.92	61	PASS	MDL - 149%
Endrin Ketone	0	0	0	434.81	434.81	481.92	90	PASS	443.49	443.49	481.92	92	PASS	45 - 125%
Heptachlor	0	0	0	437.34	437.34	481.92	91	PASS	446.14	446.14	481.92	93	PASS	45 - 125%
Heptachlor Epoxide	0	0	0	439.15	439.15	481.92	91	PASS	449.51	449.51	481.92	93	PASS	60 - 120%
Methoxychlor	0	0	0	606.5	606.5	481.92	126	PASS	590.24	590.24	481.92	122	PASS	35 - 140%
Mirex	0	0	0	339.75	339.75	481.92	70	PASS	314.33	314.33	481.92	65	PASS	50 - 130%
Oxychlorthane	0	0	0	537.59	537.59	481.92	112	PASS	489.27	489.27	481.92	102	PASS	70 - 130%
Perthane	0	0	0	531.08	531.08	481.92	110	PASS	553.01	553.01	481.92	115	PASS	60 - 140%
trans-Nonachlor	0	0	0	367.95	367.95	481.92	76	PASS	393.73	393.73	481.92	82	PASS	60 - 120%

PCB Congeners

Batch ID: 27221d-31049

PCB008	0	0	0	260.12	260.12	385.54	67	PASS	285.42	285.42	385.54	74	PASS	60 - 125%
PCB018	0	0	0	259.27	259.27	385.54	67	PASS	288.43	288.43	385.54	75	PASS	60 - 125%
PCB028	0	0	0	263.37	263.37	385.54	68	PASS	285.54	285.54	385.54	74	PASS	60 - 125%
PCB031	0	0	0	277.34	277.34	385.54	72	PASS	297.71	297.71	385.54	77	PASS	60 - 125%
PCB033	0	0	0	275.06	275.06	385.54	71	PASS	290.84	290.84	385.54	75	PASS	60 - 125%
PCB037	0	0	0	296.62	296.62	385.54	77	PASS	307.83	307.83	385.54	80	PASS	60 - 125%

Sample ID: **57293-MS1/MS2** **D-2****BOTTOM****Date Sampled: 9/19/2007**

Parameter	<u>Non-Spiked Sample Concentration</u>			<u>Matrix Spike Results</u>					<u>Matrix Spike Duplicate Results</u>					Acceptance Range
	Rep-1	Rep-2	Mean	Gross Conc.	Net Conc.	Spike Conc.	Percent Recovery	Comment	Gross Conc.	Net Conc.	Spike Conc.	Percent Recovery	Comment	
PCB044	0	0	0	275.18	275.18	385.54	71	PASS	309.27	309.27	385.54	80	PASS	60 - 125%
PCB049	0	0	0	279.03	279.03	385.54	72	PASS	305.54	305.54	385.54	79	PASS	60 - 125%
PCB052	0	0	0	287.59	287.59	385.54	75	PASS	305.54	305.54	385.54	79	PASS	60 - 125%
PCB066	0	0	0	291.92	291.92	385.54	76	PASS	316.62	316.62	385.54	82	PASS	60 - 125%
PCB070	0	0	0	292.04	292.04	385.54	76	PASS	312.53	312.53	385.54	81	PASS	60 - 125%
PCB074	0	0	0	296.02	296.02	385.54	77	PASS	333.13	333.13	385.54	86	PASS	60 - 125%
PCB077	0	0	0	294.45	294.45	385.54	76	PASS	309.39	309.39	385.54	80	PASS	60 - 125%
PCB081	0	0	0	290.48	290.48	385.54	75	PASS	320	320	385.54	83	PASS	60 - 125%
PCB087	0	0	0	305.78	305.78	385.54	79	PASS	321.56	321.56	385.54	83	PASS	60 - 125%
PCB095	1.1	0	0.55	275.66	275.11	385.54	71	PASS	298.19	297.64	385.54	77	PASS	60 - 125%
PCB097	0	0	0	280.72	280.72	385.54	73	PASS	298.19	298.19	385.54	77	PASS	60 - 125%
PCB099	0	0	0	324.21	324.21	385.54	84	PASS	328.31	328.31	385.54	85	PASS	60 - 125%
PCB101	1.6	1.2	1.4	324.69	323.29	385.54	84	PASS	340.84	339.44	385.54	88	PASS	60 - 125%
PCB105	0	0	0	294.57	294.57	385.54	76	PASS	300.6	300.6	385.54	78	PASS	60 - 125%
PCB110	0	0	0	279.63	279.63	385.54	73	PASS	312.04	312.04	385.54	81	PASS	60 - 125%
PCB114	0	0	0	304.57	304.57	385.54	79	PASS	317.95	317.95	385.54	82	PASS	60 - 125%
PCB118	0	0	0	308.67	308.67	385.54	80	PASS	328.91	328.91	385.54	85	PASS	60 - 125%
PCB119	0	0	0	298.07	298.07	385.54	77	PASS	323.97	323.97	385.54	84	PASS	60 - 125%
PCB123	0	0	0	310.24	310.24	385.54	80	PASS	316.62	316.62	385.54	82	PASS	60 - 125%
PCB126	0	0	0	333.13	333.13	385.54	86	PASS	349.15	349.15	385.54	91	PASS	60 - 125%
PCB128	0	0	0	320.24	320.24	385.54	83	PASS	340.96	340.96	385.54	88	PASS	60 - 125%

Sample ID: **57293-MS1/MS2** **D-2****BOTTOM****Date Sampled: 9/19/2007**

Parameter	<u>Non-Spiked Sample Concentration</u>			<u>Matrix Spike Results</u>					<u>Matrix Spike Duplicate Results</u>					Acceptance Range
	Rep-1	Rep-2	Mean	Gross Conc.	Net Conc.	Spike Conc.	Percent Recovery	Comment	Gross Conc.	Net Conc.	Spike Conc.	Percent Recovery	Comment	
PCB138	1.4	0	0.69	323.49	322.8	385.54	84	PASS	345.42	344.73	385.54	89	PASS	60 - 125%
PCB141	0	0	0	309.63	309.63	385.54	80	PASS	325.66	325.66	385.54	84	PASS	60 - 125%
PCB149	0	0	0	283.97	283.97	385.54	74	PASS	308.79	308.79	385.54	80	PASS	60 - 125%
PCB151	0	0	0	303.13	303.13	385.54	79	PASS	319.15	319.15	385.54	83	PASS	60 - 125%
PCB153	0	1	0.5	317.83	317.33	385.54	82	PASS	344.69	344.19	385.54	89	PASS	60 - 125%
PCB156	0	0	0	353.01	353.01	385.54	92	PASS	357.22	357.22	385.54	93	PASS	60 - 125%
PCB157	0	0	0	308.31	308.31	385.54	80	PASS	313.49	313.49	385.54	81	PASS	60 - 125%
PCB158	0	0	0	309.03	309.03	385.54	80	PASS	318.07	318.07	385.54	82	PASS	60 - 125%
PCB167	0	0	0	297.1	297.1	385.54	77	PASS	307.59	307.59	385.54	80	PASS	60 - 125%
PCB168+132	0	0	0	557.22	557.22	771.08	72	PASS	582.4	582.4	771.08	76	PASS	60 - 125%
PCB169	0	0	0	346.86	346.86	385.54	90	PASS	386.14	386.14	385.54	100	PASS	60 - 125%
PCB170	0	0	0	363.49	363.49	385.54	94	PASS	349.03	349.03	385.54	91	PASS	60 - 125%
PCB177	0	0	0	316.74	316.74	385.54	82	PASS	321.8	321.8	385.54	83	PASS	60 - 125%
PCB180	0	0	0	335.42	335.42	385.54	87	PASS	352.28	352.28	385.54	91	PASS	60 - 125%
PCB183	0	0	0	312.53	312.53	385.54	81	PASS	323.97	323.97	385.54	84	PASS	60 - 125%
PCB187	0	0	0	307.83	307.83	385.54	80	PASS	332.04	332.04	385.54	86	PASS	60 - 125%
PCB189	0	0	0	380.84	380.84	385.54	99	PASS	381.8	381.8	385.54	99	PASS	60 - 125%
PCB194	0	0	0	364.57	364.57	385.54	95	PASS	368.43	368.43	385.54	96	PASS	60 - 125%
PCB195	0	0	0	328.43	328.43	337.34	97	PASS	378.91	378.91	337.34	112	PASS	60 - 125%
PCB200	0	0	0	285.9	285.9	385.54	74	PASS	295.54	295.54	385.54	77	PASS	60 - 125%
PCB201	0	0	0	339.75	339.75	385.54	88	PASS	334.33	334.33	385.54	87	PASS	60 - 125%

<i>Sample ID:</i>		57293-MS1/MS2		D-2		BOTTOM				<i>Date Sampled: 9/19/2007</i>				
<i>Parameter</i>	<u><i>Non-Spiked Sample Concentration</i></u>			<u><i>Matrix Spike Results</i></u>					<u><i>Matrix Spike Duplicate Results</i></u>					<i>Acceptance Range</i>
	<i>Rep-1</i>	<i>Rep-2</i>	<i>Mean</i>	<i>Gross Conc.</i>	<i>Net Conc.</i>	<i>Spike Conc.</i>	<i>Percent Recovery</i>	<i>Comment</i>	<i>Gross Conc.</i>	<i>Net Conc.</i>	<i>Spike Conc.</i>	<i>Percent Recovery</i>	<i>Comment</i>	
PCB206	0	0	0	352.53	352.53	385.54	91	PASS	351.32	351.32	385.54	91	PASS	60 - 125%
PCB209	0	0	0	332.28	332.28	385.54	86	PASS	324.81	324.81	385.54	84	PASS	60 - 125%

CRG Marine Laboratories, Inc.

2020 Del Amo Blvd., Suite 200, Torrance, CA 90501-1206 (310) 533-5190 FAX (310) 533-5003 crglabs@sbcglobal.net

Trace Metals

Client: *Weston Solutions*

CRG Project ID: *27221d*

CRG ID#: 57294	Sample QAQC	CRM (RTC016-050) Lot# BE016	Date Sampled:
Replicate #: CRM1	Description: LADPW MDR		Date Received:
Batch ID: 27221d-17069	Matrix: Sediment		Date Processed: 08-Oct-07
Instrument:	Analyst: P. Hershelman		Date Analyzed: 10-Oct-07

CONSTITUENT	METHOD	RESULT	UNITS	TRUE VALUE	ACCEPTANCE RANGE	COMMENT
Aluminum (Al)	EPA 6020m	9600	µg/dry g	11940	1270 - 22610	PASS
Arsenic (As)	EPA 6020m	7.056	µg/dry g	6.56	5.64 - 7.48	PASS
Beryllium (Be)	EPA 6020m	0.52	µg/dry g	0.44	0.20 - 0.69	PASS
Cadmium (Cd)	EPA 6020m	0.251	µg/dry g	0.34	0.04 - 0.63	PASS
Chromium (Cr)	EPA 6020m	15.85	µg/dry g	18.8	6.19 - 31.4	PASS
Cobalt (Co)	EPA 6020m	6.338	µg/dry g	6.16	4.72 - 7.60	PASS
Copper (Cu)	EPA 6020m	15.23	µg/dry g	14.8	12.2 - 17.5	PASS
Iron (Fe)	EPA 6020m	17930	µg/dry g	18540	13720 - 2336	PASS
Lead (Pb)	EPA 6020m	15.18	µg/dry g	14.4	10.9 - 17.9	PASS
Manganese (Mn)	EPA 6020m	188.9	µg/dry g	195	153 - 238	PASS
Nickel (Ni)	EPA 6020m	17.1	µg/dry g	16.7	12.4 - 21.1	PASS
Tin (Sn)	EPA 6020m	1.122	µg/dry g	1	0.76 - 1.24	PASS
Vanadium (V)	EPA 6020m	26.4	µg/dry g	31.9	6.9 - 56.9	PASS
Zinc (Zn)	EPA 6020m	68.88	µg/dry g	63.5	50.3 - 76.6	PASS

MDL= Method Detection Limit (CFR 40 Part 136); RL= Reporting Level; E= Estimated Value below the RL and above the MDL; ND= Not Detected; NA= Not Applicable.

California ELAP Certificate # 2261
57294 CRM1

CRG Marine Laboratories, Inc.

2020 Del Amo Blvd., Suite 200, Torrance, CA 90501-1206 (310) 533-5190 FAX (310) 533-5003 crglabs@sbcglobal.net

Trace Metals

Client: *Weston Solutions*

CRG Project ID: *27221d*

CRG ID#: 57294	Sample QAQC	CRM (RTC016-050) Lot# BE016	Date Sampled:
Replicate #: CRM2	Description: LADPW MDR		Date Received:
Batch ID: 27221d-17069	Matrix: Sediment		Date Processed: 08-Oct-07
Instrument:	Analyst: P. Hershelman		Date Analyzed: 10-Oct-07

CONSTITUENT	METHOD	RESULT	UNITS	TRUE VALUE	ACCEPTANCE RANGE	COMMENT
Aluminum (Al)	EPA 6020m	8846	µg/dry g	11940	1270 - 22610	PASS
Arsenic (As)	EPA 6020m	6.764	µg/dry g	6.56	5.64 - 7.48	PASS
Beryllium (Be)	EPA 6020m	0.49	µg/dry g	0.44	0.20 - 0.69	PASS
Cadmium (Cd)	EPA 6020m	0.247	µg/dry g	0.34	0.04 - 0.63	PASS
Chromium (Cr)	EPA 6020m	14.76	µg/dry g	18.8	6.19 - 31.4	PASS
Cobalt (Co)	EPA 6020m	6.21	µg/dry g	6.16	4.72 - 7.60	PASS
Copper (Cu)	EPA 6020m	15.04	µg/dry g	14.8	12.2 - 17.5	PASS
Iron (Fe)	EPA 6020m	17650	µg/dry g	18540	13720 - 2336	PASS
Lead (Pb)	EPA 6020m	14.96	µg/dry g	14.4	10.9 - 17.9	PASS
Manganese (Mn)	EPA 6020m	187.8	µg/dry g	195	153 - 238	PASS
Nickel (Ni)	EPA 6020m	16.5	µg/dry g	16.7	12.4 - 21.1	PASS
Tin (Sn)	EPA 6020m	0.971	µg/dry g	1	0.76 - 1.24	PASS
Vanadium (V)	EPA 6020m	24.49	µg/dry g	31.9	6.9 - 56.9	PASS
Zinc (Zn)	EPA 6020m	68.25	µg/dry g	63.5	50.3 - 76.6	PASS

MDL= Method Detection Limit (CFR 40 Part 136); RL= Reporting Level; E= Estimated Value below the RL and above the MDL; ND= Not Detected; NA= Not Applicable.

California ELAP Certificate # 2261
57294 CRM2

PRECISION DATA

CRG Marine Laboratories, Inc.

2020 Del Amo Blvd., Suite 200, Torrance, CA 90501-1206 (310) 533-5190 FAX (310) 533-5003 crglabs@sbcglobal.net

Trace Metals

Client: *Weston Solutions*

CRG Project ID: *27221d*

CRG ID#: 57273	Sample Description: QAQC LADPW MDR	Procedural Blank	Date Sampled:
Batch ID: 27221d-17069	Matrix: DI Water		Date Received:
			Date Processed: 08-Oct-07
			Date Analyzed: 10-Oct-07

CONSTITUENT	FRACTION	METHOD	BS1	BS2	Units	% RPD	ACCEPTANCE RANGE	COMMENT	QUALIFIER	
									BS1	BS2
Aluminum (Al)	NA	EPA 6020m	3	3	µg/dry g	0	0 - 30%	PASS		
Antimony (Sb)	NA	EPA 6020m	0.198	0.2	µg/dry g	1	0 - 30%	PASS		
Arsenic (As)	NA	EPA 6020m	1.761	1.777	µg/dry g	1	0 - 30%	PASS		
Barium (Ba)	NA	EPA 6020m	2.238	2.245	µg/dry g	0	0 - 30%	PASS		
Beryllium (Be)	NA	EPA 6020m	1.506	1.531	µg/dry g	2	0 - 30%	PASS		
Cadmium (Cd)	NA	EPA 6020m	0.195	0.195	µg/dry g	0	0 - 30%	PASS		
Chromium (Cr)	NA	EPA 6020m	1.775	1.806	µg/dry g	2	0 - 30%	PASS		
Cobalt (Co)	NA	EPA 6020m	1.825	1.85	µg/dry g	1	0 - 30%	PASS		
Copper (Cu)	NA	EPA 6020m	1.721	1.751	µg/dry g	2	0 - 30%	PASS		
Iron (Fe)	NA	EPA 6020m	2	2	µg/dry g	0	0 - 30%	PASS		
Lead (Pb)	NA	EPA 6020m	2.116	2.104	µg/dry g	1	0 - 30%	PASS		
Manganese (Mn)	NA	EPA 6020m	1.543	1.559	µg/dry g	1	0 - 30%	PASS		
Molybdenum (Mo)	NA	EPA 6020m	2.044	2.032	µg/dry g	1	0 - 30%	PASS		
Nickel (Ni)	NA	EPA 6020m	1.654	1.675	µg/dry g	1	0 - 30%	PASS		
Selenium (Se)	NA	EPA 6020m	1.634	1.669	µg/dry g	2	0 - 30%	PASS		
Silver (Ag)	NA	EPA 6020m	0.223	0.239	µg/dry g	7	0 - 30%	PASS		
Strontium (Sr)	NA	EPA 6020m	2.061	2.068	µg/dry g	0	0 - 30%	PASS		
Thallium (Tl)	NA	EPA 6020m	2.105	2.111	µg/dry g	0	0 - 30%	PASS		
Tin (Sn)	NA	EPA 6020m	2.148	2.166	µg/dry g	1	0 - 30%	PASS		
Titanium (Ti)	NA	EPA 6020m	1.573	1.604	µg/dry g	2	0 - 30%	PASS		
Vanadium (V)	NA	EPA 6020m	1.624	1.645	µg/dry g	1	0 - 30%	PASS		
Zinc (Zn)	NA	EPA 6020m	1.757	1.771	µg/dry g	1	0 - 30%	PASS		

MDL= Method Detection Limit (CFR 40 Part 136); RL= Reporting Limit; E= Estimated Value below the RL and above the MDL; ND= Not Detected; NA= Not Applicable.

California ELAP Certificate # 2261
57273

CRG Marine Laboratories, Inc.

2020 Del Amo Blvd., Suite 200, Torrance, CA 90501-1206 (310) 533-5190 FAX (310) 533-5003 crglabs@sbcglobal.net

Trace Metals

Client: *Weston Solutions*

CRG Project ID: *27221d*

CRG ID#: 57294	Sample Description: QAQC LADPW MDR	CRM (RTC016-050) Lot# BE016	Date Sampled:
Batch ID: 27221d-17069	Matrix: Sediment		Date Received:
			Date Processed: 08-Oct-07
			Date Analyzed: 10-Oct-07

CONSTITUENT	FRACTION	METHOD	CRM1	CRM2	Units	% RPD	ACCEPTANCE	COMMENT	QUALIFIER	
							RANGE		CRM1	CRM2
Aluminum (Al)	NA	EPA 6020m	9600	8846	µg/dry g	8	0 - 30%	PASS		
Arsenic (As)	NA	EPA 6020m	7.056	6.764	µg/dry g	4	0 - 30%	PASS		
Beryllium (Be)	NA	EPA 6020m	0.52	0.49	µg/dry g	6	0 - 30%	PASS		
Cadmium (Cd)	NA	EPA 6020m	0.251	0.247	µg/dry g	2	0 - 30%	PASS		
Chromium (Cr)	NA	EPA 6020m	15.85	14.76	µg/dry g	7	0 - 30%	PASS		
Cobalt (Co)	NA	EPA 6020m	6.338	6.21	µg/dry g	2	0 - 30%	PASS		
Copper (Cu)	NA	EPA 6020m	15.23	15.04	µg/dry g	1	0 - 30%	PASS		
Iron (Fe)	NA	EPA 6020m	17930	17650	µg/dry g	2	0 - 30%	PASS		
Lead (Pb)	NA	EPA 6020m	15.18	14.96	µg/dry g	1	0 - 30%	PASS		
Manganese (Mn)	NA	EPA 6020m	188.9	187.8	µg/dry g	1	0 - 30%	PASS		
Nickel (Ni)	NA	EPA 6020m	17.1	16.5	µg/dry g	4	0 - 30%	PASS		
Tin (Sn)	NA	EPA 6020m	1.122	0.971	µg/dry g	14	0 - 30%	PASS		
Vanadium (V)	NA	EPA 6020m	26.4	24.49	µg/dry g	8	0 - 30%	PASS		
Zinc (Zn)	NA	EPA 6020m	68.88	68.25	µg/dry g	1	0 - 30%	PASS		

MDL= Method Detection Limit (CFR 40 Part 136); RL= Reporting Limit; E= Estimated Value below the RL and above the MDL; ND= Not Detected; NA= Not Applicable.

California ELAP Certificate # 2261
57294

CRG Marine Laboratories, Inc.

2020 Del Amo Blvd., Suite 200, Torrance, CA 90501-1206 (310) 533-5190 FAX (310) 533-5003 crglabs@sbcglobal.net

Trace Metals

Client: *Weston Solutions*

CRG Project ID: *27221d*

CRG ID#: 57274	Sample Description: MC-3 LADPW MDR	Location: BOTTOM	Date Sampled: 17-Sep-07 14:00
Batch ID: 27221d-17069	Matrix: Sediment		Date Received: 19-Sep-07
			Date Processed: 08-Oct-07
			Date Analyzed: 10-Oct-07

CONSTITUENT	FRACTION	METHOD	R1	R2	Units	% RPD	ACCEPTANCE RANGE	COMMENT	QUALIFIER	
									R1	R2
Aluminum (Al)	NA	EPA 6020m	25120	26580	µg/dry g	6	0 - 30%	PASS		
Antimony (Sb)	NA	EPA 6020m	0.307	0.433	µg/dry g	34	0 - 30%	FAIL		
Arsenic (As)	NA	EPA 6020m	8.664	8.938	µg/dry g	3	0 - 30%	PASS		
Barium (Ba)	NA	EPA 6020m	175.4	180.2	µg/dry g	3	0 - 30%	PASS		
Beryllium (Be)	NA	EPA 6020m	0.694	0.713	µg/dry g	3	0 - 30%	PASS		
Cadmium (Cd)	NA	EPA 6020m	0.586	0.598	µg/dry g	2	0 - 30%	PASS		
Chromium (Cr)	NA	EPA 6020m	45.9	46.62	µg/dry g	2	0 - 30%	PASS		
Cobalt (Co)	NA	EPA 6020m	12.67	13.21	µg/dry g	4	0 - 30%	PASS		
Copper (Cu)	NA	EPA 6020m	36.81	38.46	µg/dry g	4	0 - 30%	PASS		
Iron (Fe)	NA	EPA 6020m	40560	44090	µg/dry g	8	0 - 30%	PASS		
Lead (Pb)	NA	EPA 6020m	12.4	13.06	µg/dry g	5	0 - 30%	PASS		
Manganese (Mn)	NA	EPA 6020m	354.5	385.6	µg/dry g	8	0 - 30%	PASS		
Molybdenum (Mo)	NA	EPA 6020m	2.906	3.15	µg/dry g	8	0 - 30%	PASS		
Nickel (Ni)	NA	EPA 6020m	29.2	30.52	µg/dry g	4	0 - 30%	PASS		
Selenium (Se)	NA	EPA 6020m	1.261	1.24	µg/dry g	2	0 - 30%	PASS		
Silver (Ag)	NA	EPA 6020m	0.147	0.244	µg/dry g	50	0 - 30%	FAIL	NA	NA
Strontium (Sr)	NA	EPA 6020m	194.1	213	µg/dry g	9	0 - 30%	PASS		
Thallium (Tl)	NA	EPA 6020m	0.3	0.317	µg/dry g	6	0 - 30%	PASS		
Tin (Sn)	NA	EPA 6020m	1.491	1.535	µg/dry g	3	0 - 30%	PASS		
Titanium (Ti)	NA	EPA 6020m	1171	1279	µg/dry g	9	0 - 30%	PASS		
Vanadium (V)	NA	EPA 6020m	76.6	77.01	µg/dry g	1	0 - 30%	PASS		
Zinc (Zn)	NA	EPA 6020m	87.24	91.09	µg/dry g	4	0 - 30%	PASS		

MDL= Method Detection Limit (CFR 40 Part 136); RL= Reporting Limit; E= Estimated Value below the RL and above the MDL; ND= Not Detected; NA= Not Applicable.

California ELAP Certificate # 2261
57274

CRG Marine Laboratories, Inc.

2020 Del Amo Blvd., Suite 200, Torrance, CA 90501-1206 (310) 533-5190 FAX (310) 533-5003 crglabs@sbcglobal.net

Chlorinated Pesticides

Client: *Weston Solutions*

CRG Project ID: *27221d*

CRG ID#: 57273	Sample Description: QAQC LADPW MDR	Procedural Blank	Date Sampled:
Batch ID: 27221d-31049	Matrix: DI Water		Date Received:
			Date Processed: 01-Oct-07
			Date Analyzed: 17-Oct-07

CONSTITUENT	FRACTION	METHOD	BS1	BS2	Units	% RPD	ACCEPTANCE RANGE	COMMENT	QUALIFIER	
									BS1	BS2
(PCB030)	NA	EPA 8270Cm	77	72	% Recovery	7	0 - 30%	PASS		
(PCB112)	NA	EPA 8270Cm	87	88	% Recovery	1	0 - 30%	PASS		
(PCB198)	NA	EPA 8270Cm	88	95	% Recovery	8	0 - 30%	PASS		
(TCMX)	NA	EPA 8270Cm	70	67	% Recovery	4	0 - 30%	PASS		
2,4'-DDD	NA	EPA 8270Cm	396.1	404.5	ng	2	0 - 30%	PASS		
2,4'-DDE	NA	EPA 8270Cm	348	341.8	ng	2	0 - 30%	PASS		
2,4'-DDT	NA	EPA 8270Cm	349.3	339	ng	3	0 - 30%	PASS		
4,4'-DDD	NA	EPA 8270Cm	420.8	428.6	ng	2	0 - 30%	PASS		
4,4'-DDE	NA	EPA 8270Cm	351.1	351.6	ng	0	0 - 30%	PASS		
4,4'-DDT	NA	EPA 8270Cm	399.7	389.6	ng	3	0 - 30%	PASS		
Aldrin	NA	EPA 8270Cm	334.6	318	ng	5	0 - 30%	PASS		
BHC-alpha	NA	EPA 8270Cm	298.9	280.1	ng	6	0 - 30%	PASS		
BHC-beta	NA	EPA 8270Cm	336	348.1	ng	4	0 - 30%	PASS		
BHC-delta	NA	EPA 8270Cm	320.3	304.1	ng	5	0 - 30%	PASS		
BHC-gamma	NA	EPA 8270Cm	287.9	281.9	ng	2	0 - 30%	PASS		
Chlordane-alpha	NA	EPA 8270Cm	366.3	373.9	ng	2	0 - 30%	PASS		
Chlordane-gamma	NA	EPA 8270Cm	362.6	356.2	ng	2	0 - 30%	PASS		
cis-Nonachlor	NA	EPA 8270Cm	378	388.4	ng	3	0 - 30%	PASS		
DCPA (Dacthal)	NA	EPA 8270Cm	379.2	366.6	ng	3	0 - 30%	PASS		
Dicofol	NA	EPA 8270Cm	310.4	388.6	ng	22	0 - 30%	PASS		
Dieldrin	NA	EPA 8270Cm	307	326.5	ng	6	0 - 30%	PASS		
Endosulfan Sulfate	NA	EPA 8270Cm	455.2	447.1	ng	2	0 - 30%	PASS		
Endosulfan-I	NA	EPA 8270Cm	195.7	207.8	ng	6	0 - 30%	PASS		
Endosulfan-II	NA	EPA 8270Cm	273.1	261.4	ng	4	0 - 30%	PASS		

MDL= Method Detection Limit (CFR 40 Part 136); RL= Reporting Limit; E= Estimated Value below the RL and above the MDL; ND= Not Detected; NA= Not Applicable.

California ELAP Certificate # 2261
57273

CRG Marine Laboratories, Inc.

2020 Del Amo Blvd., Suite 200, Torrance, CA 90501-1206 (310) 533-5190 FAX (310) 533-5003 crglabs@sbcglobal.net

Chlorinated Pesticides

Client: *Weston Solutions*

CRG Project ID: *27221d*

CRG ID#: 57273	Sample Description: QAQC LADPW MDR	Procedural Blank	Date Sampled:
Batch ID: 27221d-31049	Matrix: DI Water		Date Received:
			Date Processed: 01-Oct-07
			Date Analyzed: 17-Oct-07

CONSTITUENT	FRACTION	METHOD	BS1	BS2	Units	% RPD	ACCEPTANCE RANGE	COMMENT	QUALIFIER	
									BS1	BS2
Endrin	NA	EPA 8270Cm	460.7	453.1	ng	2	0 - 30%	PASS		
Endrin Aldehyde	NA	EPA 8270Cm	55	43.3	ng	24	0 - 30%	PASS		
Endrin Ketone	NA	EPA 8270Cm	418.1	423.2	ng	1	0 - 30%	PASS		
Heptachlor	NA	EPA 8270Cm	327.4	304.3	ng	7	0 - 30%	PASS		
Heptachlor Epoxide	NA	EPA 8270Cm	386.7	406	ng	5	0 - 30%	PASS		
Methoxychlor	NA	EPA 8270Cm	498.4	461.6	ng	8	0 - 30%	PASS		
Mirex	NA	EPA 8270Cm	291.6	297.9	ng	2	0 - 30%	PASS		
Oxychlorane	NA	EPA 8270Cm	417.6	401.9	ng	4	0 - 30%	PASS		
Perthane	NA	EPA 8270Cm	436.6	415.5	ng	5	0 - 30%	PASS		
trans-Nonachlor	NA	EPA 8270Cm	345.5	350.5	ng	1	0 - 30%	PASS		

MDL= Method Detection Limit (CFR 40 Part 136); RL= Reporting Limit; E= Estimated Value below the RL and above the MDL; ND= Not Detected; NA= Not Applicable.

California ELAP Certificate # 2261
57273

CRG Marine Laboratories, Inc.

2020 Del Amo Blvd., Suite 200, Torrance, CA 90501-1206 (310) 533-5190 FAX (310) 533-5003 crglabs@sbcglobal.net

Chlorinated Pesticides

Client: *Weston Solutions*

CRG Project ID: *27221d*

CRG ID#: 57293	Sample Description: D-2 LADPW MDR	Location: BOTTOM	Date Sampled: 19-Sep-07 09:10
Batch ID: 27221d-31049	Matrix: Sediment		Date Received: 19-Sep-07
			Date Processed: 01-Oct-07
			Date Analyzed: 17-Oct-07

CONSTITUENT	FRACTION	METHOD	R1	R2	Units	% RPD	ACCEPTANCE RANGE	COMMENT	QUALIFIER	
									R1	R2
(PCB030)	NA	EPA 8270Cm	70	61	% Recovery	14	0 - 30%	PASS		
(PCB112)	NA	EPA 8270Cm	73	68	% Recovery	7	0 - 30%	PASS		
(PCB198)	NA	EPA 8270Cm	73	74	% Recovery	1	0 - 30%	PASS		
(TCMX)	NA	EPA 8270Cm	68	59	% Recovery	14	0 - 30%	PASS		
2,4'-DDD	NA	EPA 8270Cm	1.1	1.4	ng/dry g	24	0 - 30%	PASS		
4,4'-DDD	NA	EPA 8270Cm	3.4	3.7	ng/dry g	8	0 - 30%	PASS		
4,4'-DDE	NA	EPA 8270Cm	9.3	9.1	ng/dry g	2	0 - 30%	PASS		
4,4'-DDT	NA	EPA 8270Cm	3	2.1	ng/dry g	35	0 - 30%	FAIL	NA	NA
Dicofol	NA	EPA 8270Cm	4.4	5.8	ng/dry g	27	0 - 30%	PASS		

MDL= Method Detection Limit (CFR 40 Part 136); RL= Reporting Limit; E= Estimated Value below the RL and above the MDL; ND= Not Detected; NA= Not Applicable.

California ELAP Certificate # 2261
57293

CRG Marine Laboratories, Inc.

2020 Del Amo Blvd., Suite 200, Torrance, CA 90501-1206 (310) 533-5190 FAX (310) 533-5003 crglabs@sbcglobal.net

Chlorinated Pesticides

Client: *Weston Solutions*

CRG Project ID: *27221d*

CRG ID#: 57293	Sample Description: D-2 LADPW MDR	Location: BOTTOM	Date Sampled: 19-Sep-07 09:10
Batch ID: 27221d-31049	Matrix: Sediment		Date Received: 19-Sep-07
			Date Processed: 01-Oct-07
			Date Analyzed: 17-Oct-07

CONSTITUENT	FRACTION	METHOD	MS1	MS2	Units	% RPD	ACCEPTANCE RANGE	COMMENT	QUALIFIER	
									MS1	MS2
(PCB030)	NA	EPA 8270Cm	66	72	% Recovery	9	0 - 30%	PASS		
(PCB112)	NA	EPA 8270Cm	74	78	% Recovery	5	0 - 30%	PASS		
(PCB198)	NA	EPA 8270Cm	79	80	% Recovery	1	0 - 30%	PASS		
(TCMX)	NA	EPA 8270Cm	64	70	% Recovery	9	0 - 30%	PASS		
2,4'-DDD	NA	EPA 8270Cm	377.8	385.8	ng	2	0 - 30%	PASS		
2,4'-DDE	NA	EPA 8270Cm	322.4	339.9	ng	5	0 - 30%	PASS		
2,4'-DDT	NA	EPA 8270Cm	331.8	328.7	ng	1	0 - 30%	PASS		
4,4'-DDD	NA	EPA 8270Cm	460.9	462.4	ng	0	0 - 30%	PASS		
4,4'-DDE	NA	EPA 8270Cm	428.3	444.5	ng	4	0 - 30%	PASS		
4,4'-DDT	NA	EPA 8270Cm	450	469.5	ng	4	0 - 30%	PASS		
Aldrin	NA	EPA 8270Cm	247	281.4	ng	13	0 - 30%	PASS		
BHC-alpha	NA	EPA 8270Cm	276.3	303.4	ng	9	0 - 30%	PASS		
BHC-beta	NA	EPA 8270Cm	320.5	351.4	ng	9	0 - 30%	PASS		
BHC-delta	NA	EPA 8270Cm	288.9	321.7	ng	11	0 - 30%	PASS		
BHC-gamma	NA	EPA 8270Cm	277.2	281.2	ng	1	0 - 30%	PASS		
Chlordane-alpha	NA	EPA 8270Cm	321.5	343.8	ng	7	0 - 30%	PASS		
Chlordane-gamma	NA	EPA 8270Cm	327.7	352.2	ng	7	0 - 30%	PASS		
cis-Nonachlor	NA	EPA 8270Cm	331	356	ng	7	0 - 30%	PASS		
DCPA (Dacthal)	NA	EPA 8270Cm	333.6	370.7	ng	11	0 - 30%	PASS		
Dicofol	NA	EPA 8270Cm	398.3	415.7	ng	4	0 - 30%	PASS		
Dieldrin	NA	EPA 8270Cm	299.2	320.2	ng	7	0 - 30%	PASS		
Endosulfan Sulfate	NA	EPA 8270Cm	442	473.8	ng	7	0 - 30%	PASS		
Endosulfan-I	NA	EPA 8270Cm	179.9	178.5	ng	1	0 - 30%	PASS		
Endosulfan-II	NA	EPA 8270Cm	241	274.9	ng	13	0 - 30%	PASS		

MDL= Method Detection Limit (CFR 40 Part 136); RL= Reporting Limit; E= Estimated Value below the RL and above the MDL; ND= Not Detected; NA= Not Applicable.

California ELAP Certificate # 2261
57293

CRG Marine Laboratories, Inc.

2020 Del Amo Blvd., Suite 200, Torrance, CA 90501-1206 (310) 533-5190 FAX (310) 533-5003 crglabs@sbcglobal.net

Chlorinated Pesticides

Client: *Weston Solutions*

CRG Project ID: *27221d*

CRG ID#: 57293	Sample Description: D-2 LADPW MDR	Location: BOTTOM	Date Sampled: 19-Sep-07 09:10
Batch ID: 27221d-31049	Matrix: Sediment		Date Received: 19-Sep-07
			Date Processed: 01-Oct-07
			Date Analyzed: 17-Oct-07

CONSTITUENT	FRACTION	METHOD	MS1	MS2	Units	% RPD	ACCEPTANCE RANGE	COMMENT	QUALIFIER	
									MS1	MS2
Endrin	NA	EPA 8270Cm	361.8	397.2	ng	9	0 - 30%	PASS		
Endrin Aldehyde	NA	EPA 8270Cm	218.7	244.4	ng	11	0 - 30%	PASS		
Endrin Ketone	NA	EPA 8270Cm	360.9	368.1	ng	2	0 - 30%	PASS		
Heptachlor	NA	EPA 8270Cm	363	370.3	ng	2	0 - 30%	PASS		
Heptachlor Epoxide	NA	EPA 8270Cm	364.5	373.1	ng	2	0 - 30%	PASS		
Methoxychlor	NA	EPA 8270Cm	503.4	489.9	ng	3	0 - 30%	PASS		
Mirex	NA	EPA 8270Cm	282	260.9	ng	8	0 - 30%	PASS		
Oxychlorane	NA	EPA 8270Cm	446.2	406.1	ng	9	0 - 30%	PASS		
Perthane	NA	EPA 8270Cm	440.8	459	ng	4	0 - 30%	PASS		
trans-Nonachlor	NA	EPA 8270Cm	305.4	326.8	ng	7	0 - 30%	PASS		

MDL= Method Detection Limit (CFR 40 Part 136); RL= Reporting Limit; E= Estimated Value below the RL and above the MDL; ND= Not Detected; NA= Not Applicable.

California ELAP Certificate # 2261
57293

CRG Marine Laboratories, Inc.

2020 Del Amo Blvd., Suite 200, Torrance, CA 90501-1206 (310) 533-5190 FAX (310) 533-5003 crglabs@sbcglobal.net

PCB Congeners

Client: *Weston Solutions*

CRG Project ID: *27221d*

CRG ID#: 57273	Sample Description: QAQC LADPW MDR	Procedural Blank	Date Sampled:
Batch ID: 27221d-31049	Matrix: DI Water		Date Received:
			Date Processed: 01-Oct-07
			Date Analyzed: 17-Oct-07

CONSTITUENT	FRACTION	METHOD	BS1	BS2	Units	% RPD	ACCEPTANCE RANGE	COMMENT	QUALIFIER	
									BS1	BS2
PCB008	NA	EPA 8270Cm	243.9	232.3	ng	5	0 - 30%	PASS		
PCB018	NA	EPA 8270Cm	236.8	241.4	ng	2	0 - 30%	PASS		
PCB028	NA	EPA 8270Cm	237.1	241.5	ng	2	0 - 30%	PASS		
PCB031	NA	EPA 8270Cm	259.7	253.3	ng	2	0 - 30%	PASS		
PCB033	NA	EPA 8270Cm	260	257.2	ng	1	0 - 30%	PASS		
PCB037	NA	EPA 8270Cm	266.4	269	ng	1	0 - 30%	PASS		
PCB044	NA	EPA 8270Cm	263.8	268.1	ng	2	0 - 30%	PASS		
PCB049	NA	EPA 8270Cm	261.1	270.2	ng	3	0 - 30%	PASS		
PCB052	NA	EPA 8270Cm	264.8	268.1	ng	1	0 - 30%	PASS		
PCB066	NA	EPA 8270Cm	266.3	277	ng	4	0 - 30%	PASS		
PCB070	NA	EPA 8270Cm	278.2	276.2	ng	1	0 - 30%	PASS		
PCB074	NA	EPA 8270Cm	285	290.1	ng	2	0 - 30%	PASS		
PCB077	NA	EPA 8270Cm	287.4	290.8	ng	1	0 - 30%	PASS		
PCB081	NA	EPA 8270Cm	271.3	278	ng	2	0 - 30%	PASS		
PCB087	NA	EPA 8270Cm	292.6	297.9	ng	2	0 - 30%	PASS		
PCB095	NA	EPA 8270Cm	254.3	260.2	ng	2	0 - 30%	PASS		
PCB097	NA	EPA 8270Cm	271.8	279.5	ng	3	0 - 30%	PASS		
PCB099	NA	EPA 8270Cm	276.1	292.9	ng	6	0 - 30%	PASS		
PCB101	NA	EPA 8270Cm	285.7	294.3	ng	3	0 - 30%	PASS		
PCB105	NA	EPA 8270Cm	276.6	285.7	ng	3	0 - 30%	PASS		
PCB110	NA	EPA 8270Cm	264.4	275.3	ng	4	0 - 30%	PASS		
PCB114	NA	EPA 8270Cm	299.7	300.2	ng	0	0 - 30%	PASS		
PCB118	NA	EPA 8270Cm	283.2	289.5	ng	2	0 - 30%	PASS		
PCB119	NA	EPA 8270Cm	280.5	287.7	ng	3	0 - 30%	PASS		

MDL= Method Detection Limit (CFR 40 Part 136); RL= Reporting Limit; E= Estimated Value below the RL and above the MDL; ND= Not Detected; NA= Not Applicable.

California ELAP Certificate # 2261
57273

CRG Marine Laboratories, Inc.

2020 Del Amo Blvd., Suite 200, Torrance, CA 90501-1206 (310) 533-5190 FAX (310) 533-5003 crglabs@sbcglobal.net

PCB Congeners

Client: *Weston Solutions*

CRG Project ID: *27221d*

CRG ID#: 57273	Sample Description: QAQC LADPW MDR	Procedural Blank	Date Sampled:
Batch ID: 27221d-31049	Matrix: DI Water		Date Received:
			Date Processed: 01-Oct-07
			Date Analyzed: 17-Oct-07

CONSTITUENT	FRACTION	METHOD	BS1	BS2	Units	% RPD	ACCEPTANCE RANGE	COMMENT	QUALIFIER	
									BS1	BS2
PCB123	NA	EPA 8270Cm	280.9	290.9	ng	3	0 - 30%	PASS		
PCB126	NA	EPA 8270Cm	311.9	326.4	ng	5	0 - 30%	PASS		
PCB128	NA	EPA 8270Cm	297.2	315.4	ng	6	0 - 30%	PASS		
PCB138	NA	EPA 8270Cm	290.9	300.3	ng	3	0 - 30%	PASS		
PCB141	NA	EPA 8270Cm	282.5	303.8	ng	7	0 - 30%	PASS		
PCB149	NA	EPA 8270Cm	269.8	276.3	ng	2	0 - 30%	PASS		
PCB151	NA	EPA 8270Cm	275.9	284	ng	3	0 - 30%	PASS		
PCB153	NA	EPA 8270Cm	285.7	299.3	ng	5	0 - 30%	PASS		
PCB156	NA	EPA 8270Cm	313.5	333.5	ng	6	0 - 30%	PASS		
PCB157	NA	EPA 8270Cm	289.3	309.2	ng	7	0 - 30%	PASS		
PCB158	NA	EPA 8270Cm	285.2	293.7	ng	3	0 - 30%	PASS		
PCB167	NA	EPA 8270Cm	280.1	298.4	ng	6	0 - 30%	PASS		
PCB168+132	NA	EPA 8270Cm	527.7	561.6	ng	6	0 - 30%	PASS		
PCB169	NA	EPA 8270Cm	339.7	372	ng	9	0 - 30%	PASS		
PCB170	NA	EPA 8270Cm	321.2	335.4	ng	4	0 - 30%	PASS		
PCB177	NA	EPA 8270Cm	283.4	310.3	ng	9	0 - 30%	PASS		
PCB180	NA	EPA 8270Cm	302.3	318.3	ng	5	0 - 30%	PASS		
PCB183	NA	EPA 8270Cm	281.1	295.1	ng	5	0 - 30%	PASS		
PCB187	NA	EPA 8270Cm	280.7	301.6	ng	7	0 - 30%	PASS		
PCB189	NA	EPA 8270Cm	339.2	363.9	ng	7	0 - 30%	PASS		
PCB194	NA	EPA 8270Cm	331.2	350.9	ng	6	0 - 30%	PASS		
PCB195	NA	EPA 8270Cm	306	341.3	ng	11	0 - 30%	PASS		
PCB200	NA	EPA 8270Cm	271.5	285.2	ng	5	0 - 30%	PASS		
PCB201	NA	EPA 8270Cm	297.6	330.9	ng	11	0 - 30%	PASS		

MDL= Method Detection Limit (CFR 40 Part 136); RL= Reporting Limit; E= Estimated Value below the RL and above the MDL; ND= Not Detected; NA= Not Applicable.

California ELAP Certificate # 2261
57273

CRG Marine Laboratories, Inc.

2020 Del Amo Blvd., Suite 200, Torrance, CA 90501-1206 (310) 533-5190 FAX (310) 533-5003 crglabs@sbcglobal.net

PCB Congeners

Client: *Weston Solutions*

CRG Project ID: *27221d*

CRG ID#: 57273

Sample Description: QAQC
LADPW MDR

Procedural Blank

Date Sampled:

Date Received:

Batch ID: 27221d-31049

Matrix: DI Water

Date Processed: 01-Oct-07

Date Analyzed: 17-Oct-07

CONSTITUENT	FRACTION	METHOD	BS1	BS2	Units	% RPD	ACCEPTANCE RANGE	COMMENT	QUALIFIER	
									BS1	BS2
PCB206	NA	EPA 8270Cm	311.4	348	ng	11	0 - 30%	PASS		
PCB209	NA	EPA 8270Cm	293.3	329	ng	11	0 - 30%	PASS		

MDL= Method Detection Limit (CFR 40 Part 136); RL= Reporting Limit; E= Estimated Value below the RL and above the MDL; ND= Not Detected; NA= Not Applicable.

California ELAP Certificate # 2261
57273

CRG Marine Laboratories, Inc.

2020 Del Amo Blvd., Suite 200, Torrance, CA 90501-1206 (310) 533-5190 FAX (310) 533-5003 crglabs@sbcglobal.net

PCB Congeners

Client: *Weston Solutions*

CRG Project ID: *27221d*

CRG ID#: 57293	Sample Description: D-2 LADPW MDR	Date Sampled: 19-Sep-07 09:10
Batch ID: 27221d-31049	Matrix: Sediment	Date Received: 19-Sep-07
		Date Processed: 01-Oct-07
		Date Analyzed: 17-Oct-07

CONSTITUENT	FRACTION	METHOD	R1	R2	Units	% RPD	ACCEPTANCE RANGE	COMMENT	QUALIFIER R1	R2
PCB101	NA	EPA 8270Cm	1.6	1.2	ng/dry g	29	0 - 30%	PASS		

MDL= Method Detection Limit (CFR 40 Part 136); RL= Reporting Limit; E= Estimated Value below the RL and above the MDL; ND= Not Detected; NA= Not Applicable.

California ELAP Certificate # 2261
57293

CRG Marine Laboratories, Inc.

2020 Del Amo Blvd., Suite 200, Torrance, CA 90501-1206 (310) 533-5190 FAX (310) 533-5003 crglabs@sbcglobal.net

PCB Congeners

Client: *Weston Solutions*

CRG Project ID: *27221d*

CRG ID#: 57293	Sample Description: D-2 LADPW MDR	Location: BOTTOM	Date Sampled: 19-Sep-07 09:10
Batch ID: 27221d-31049	Matrix: Sediment		Date Received: 19-Sep-07
			Date Processed: 01-Oct-07
			Date Analyzed: 17-Oct-07

CONSTITUENT	FRACTION	METHOD	MS1	MS2	Units	% RPD	ACCEPTANCE RANGE	COMMENT	QUALIFIER	
									MS1	MS2
PCB008	NA	EPA 8270Cm	215.9	236.9	ng	9	0 - 30%	PASS		
PCB018	NA	EPA 8270Cm	215.2	239.4	ng	11	0 - 30%	PASS		
PCB028	NA	EPA 8270Cm	218.6	237	ng	8	0 - 30%	PASS		
PCB031	NA	EPA 8270Cm	230.2	247.1	ng	7	0 - 30%	PASS		
PCB033	NA	EPA 8270Cm	228.3	241.4	ng	6	0 - 30%	PASS		
PCB037	NA	EPA 8270Cm	246.2	255.5	ng	4	0 - 30%	PASS		
PCB044	NA	EPA 8270Cm	228.4	256.7	ng	12	0 - 30%	PASS		
PCB049	NA	EPA 8270Cm	231.6	253.6	ng	9	0 - 30%	PASS		
PCB052	NA	EPA 8270Cm	238.7	253.6	ng	6	0 - 30%	PASS		
PCB066	NA	EPA 8270Cm	242.3	262.8	ng	8	0 - 30%	PASS		
PCB070	NA	EPA 8270Cm	242.4	259.4	ng	7	0 - 30%	PASS		
PCB074	NA	EPA 8270Cm	245.7	276.5	ng	12	0 - 30%	PASS		
PCB077	NA	EPA 8270Cm	244.4	256.8	ng	5	0 - 30%	PASS		
PCB081	NA	EPA 8270Cm	241.1	265.6	ng	10	0 - 30%	PASS		
PCB087	NA	EPA 8270Cm	253.8	266.9	ng	5	0 - 30%	PASS		
PCB095	NA	EPA 8270Cm	228.8	247.5	ng	8	0 - 30%	PASS		
PCB097	NA	EPA 8270Cm	233	247.5	ng	6	0 - 30%	PASS		
PCB099	NA	EPA 8270Cm	269.1	272.5	ng	1	0 - 30%	PASS		
PCB101	NA	EPA 8270Cm	269.5	282.9	ng	5	0 - 30%	PASS		
PCB105	NA	EPA 8270Cm	244.5	249.5	ng	2	0 - 30%	PASS		
PCB110	NA	EPA 8270Cm	232.1	259	ng	11	0 - 30%	PASS		
PCB114	NA	EPA 8270Cm	252.8	263.9	ng	4	0 - 30%	PASS		
PCB118	NA	EPA 8270Cm	256.2	273	ng	6	0 - 30%	PASS		
PCB119	NA	EPA 8270Cm	247.4	268.9	ng	8	0 - 30%	PASS		

MDL= Method Detection Limit (CFR 40 Part 136); RL= Reporting Limit; E= Estimated Value below the RL and above the MDL; ND= Not Detected; NA= Not Applicable.

California ELAP Certificate # 2261
57293

CRG Marine Laboratories, Inc.

2020 Del Amo Blvd., Suite 200, Torrance, CA 90501-1206 (310) 533-5190 FAX (310) 533-5003 crglabs@sbcglobal.net

PCB Congeners

Client: *Weston Solutions*

CRG Project ID: *27221d*

CRG ID#: 57293	Sample Description: D-2 LADPW MDR	Location: BOTTOM	Date Sampled: 19-Sep-07 09:10
Batch ID: 27221d-31049	Matrix: Sediment		Date Received: 19-Sep-07
			Date Processed: 01-Oct-07
			Date Analyzed: 17-Oct-07

CONSTITUENT	FRACTION	METHOD	MS1	MS2	Units	% RPD	ACCEPTANCE RANGE	COMMENT	QUALIFIER	
									MS1	MS2
PCB123	NA	EPA 8270Cm	257.5	262.8	ng	2	0 - 30%	PASS		
PCB126	NA	EPA 8270Cm	276.5	289.8	ng	5	0 - 30%	PASS		
PCB128	NA	EPA 8270Cm	265.8	283	ng	6	0 - 30%	PASS		
PCB138	NA	EPA 8270Cm	268.5	286.7	ng	7	0 - 30%	PASS		
PCB141	NA	EPA 8270Cm	257	270.3	ng	5	0 - 30%	PASS		
PCB149	NA	EPA 8270Cm	235.7	256.3	ng	8	0 - 30%	PASS		
PCB151	NA	EPA 8270Cm	251.6	264.9	ng	5	0 - 30%	PASS		
PCB153	NA	EPA 8270Cm	263.8	286.1	ng	8	0 - 30%	PASS		
PCB156	NA	EPA 8270Cm	293	296.5	ng	1	0 - 30%	PASS		
PCB157	NA	EPA 8270Cm	255.9	260.2	ng	2	0 - 30%	PASS		
PCB158	NA	EPA 8270Cm	256.5	264	ng	3	0 - 30%	PASS		
PCB167	NA	EPA 8270Cm	246.6	255.3	ng	3	0 - 30%	PASS		
PCB168+132	NA	EPA 8270Cm	462.5	483.4	ng	4	0 - 30%	PASS		
PCB169	NA	EPA 8270Cm	287.9	320.5	ng	11	0 - 30%	PASS		
PCB170	NA	EPA 8270Cm	301.7	289.7	ng	4	0 - 30%	PASS		
PCB177	NA	EPA 8270Cm	262.9	267.1	ng	2	0 - 30%	PASS		
PCB180	NA	EPA 8270Cm	278.4	292.4	ng	5	0 - 30%	PASS		
PCB183	NA	EPA 8270Cm	259.4	268.9	ng	4	0 - 30%	PASS		
PCB187	NA	EPA 8270Cm	255.5	275.6	ng	8	0 - 30%	PASS		
PCB189	NA	EPA 8270Cm	316.1	316.9	ng	0	0 - 30%	PASS		
PCB194	NA	EPA 8270Cm	302.6	305.8	ng	1	0 - 30%	PASS		
PCB195	NA	EPA 8270Cm	272.6	314.5	ng	14	0 - 30%	PASS		
PCB200	NA	EPA 8270Cm	237.3	245.3	ng	3	0 - 30%	PASS		
PCB201	NA	EPA 8270Cm	282	277.5	ng	2	0 - 30%	PASS		

MDL= Method Detection Limit (CFR 40 Part 136); RL= Reporting Limit; E= Estimated Value below the RL and above the MDL; ND= Not Detected; NA= Not Applicable.

California ELAP Certificate # 2261
57293

CRG Marine Laboratories, Inc.

2020 Del Amo Blvd., Suite 200, Torrance, CA 90501-1206 (310) 533-5190 FAX (310) 533-5003 crglabs@sbcglobal.net

PCB Congeners

Client: *Weston Solutions*

CRG Project ID: *27221d*

CRG ID#: 57293	Sample Description: D-2 LADPW MDR	Location: BOTTOM	Date Sampled: 19-Sep-07 09:10
Batch ID: 27221d-31049	Matrix: Sediment		Date Received: 19-Sep-07
			Date Processed: 01-Oct-07
			Date Analyzed: 17-Oct-07

CONSTITUENT	FRACTION	METHOD	MS1	MS2	Units	% RPD	ACCEPTANCE RANGE	COMMENT	QUALIFIER	
									MS1	MS2
PCB206	NA	EPA 8270Cm	292.6	291.6	ng	0	0 - 30%	PASS		
PCB209	NA	EPA 8270Cm	275.8	269.6	ng	2	0 - 30%	PASS		

MDL= Method Detection Limit (CFR 40 Part 136); RL= Reporting Limit; E= Estimated Value below the RL and above the MDL; ND= Not Detected; NA= Not Applicable.

California ELAP Certificate # 2261
57293

**SUB-CONTRACT LAB
REPORT**



Applied Marine Sciences, Inc.

502 N. Hwy 3, Suite B, League City, TX 77573, (281) 554-7272 Fax (281) 554-6356

ANALYTICAL RESULTS

Client: CRG Marine Laboratories
Project Number: P27221d
Project Name: N/A
Client Sample ID: C-2 TOP
AMS Sample ID: 28963

AMS Project Number: 07-115
Date Sampled: 9/19/2007
Date Received: 10/3/2007

<u>Parameter</u>	<u>Result</u>	<u>Unit</u>	<u>Data Qualifier</u>	<u>LOD</u>	<u>LOQ</u>	<u>Method</u>	<u>Matrix</u>	<u>Date Analyzed</u>
Total Organic Carbon	0.74	%		0.01	0.03	EPA 9060A	Sediment	10/9/2007

Quality Assurance: These analyses were performed in accordance with EPA guidelines, the 2006 DoD Quality Systems Manual for Environmental Laboratories (Version 3), and the 2003 NELAC Standard, with the following exceptions:

- * TOC sample not analyzed in quadruplicate
- * TOC spike duplicate not analyzed every 10 samples

KS Davis, P.G.

AMS, Inc. Technical Director



Applied Marine Sciences, Inc.

502 N. Hwy 3, Suite B, League City, TX 77573, (281) 554-7272 Fax (281) 554-6356

ANALYTICAL RESULTS

Client: CRG Marine Laboratories
Project Number: P27221d
Project Name: N/A
Client Sample ID: C-2 BOTTOM
AMS Sample ID: 28964

AMS Project Number: 07-115
Date Sampled: 9/19/2007
Date Received: 10/3/2007

<u>Parameter</u>	<u>Result</u>	<u>Unit</u>	<u>Data Qualifier</u>	<u>LOD</u>	<u>LOQ</u>	<u>Method</u>	<u>Matrix</u>	<u>Date Analyzed</u>
Total Organic Carbon	0.26	%		0.01	0.03	EPA 9060A	Sediment	10/9/2007

Quality Assurance: These analyses were performed in accordance with EPA guidelines, the 2006 DoD Quality Systems Manual for Environmental Laboratories (Version 3), and the 2003 NELAC Standard, with the following exceptions:

- * TOC sample not analyzed in quadruplicate
- * TOC spike duplicate not analyzed every 10 samples

KS Davis, P.G.

AMS, Inc. Technical Director



Applied Marine Sciences, Inc.

502 N. Hwy 3, Suite B, League City, TX 77573, (281) 554-7272 Fax (281) 554-6356

ANALYTICAL RESULTS

Client: CRG Marine Laboratories
Project Number: P27221d
Project Name: N/A
Client Sample ID: D-1 TOP
AMS Sample ID: 28965

AMS Project Number: 07-115
Date Sampled: 9/19/2007
Date Received: 10/3/2007

<u>Parameter</u>	<u>Result</u>	<u>Unit</u>	<u>Data Qualifier</u>	<u>LOD</u>	<u>LOQ</u>	<u>Method</u>	<u>Matrix</u>	<u>Date Analyzed</u>
Total Organic Carbon	0.70	%		0.01	0.03	EPA 9060A	Sediment	10/9/2007

Quality Assurance: These analyses were performed in accordance with EPA guidelines, the 2006 DoD Quality Systems Manual for Environmental Laboratories (Version 3), and the 2003 NELAC Standard, with the following exceptions:

- * TOC sample not analyzed in quadruplicate
- * TOC spike duplicate not analyzed every 10 samples

KS Davis, P.G.

AMS, Inc. Technical Director



Applied Marine Sciences, Inc.

502 N. Hwy 3, Suite B, League City, TX 77573, (281) 554-7272 Fax (281) 554-6356

ANALYTICAL RESULTS

Client: CRG Marine Laboratories
Project Number: P27221d
Project Name: N/A
Client Sample ID: D-1 BOTTOM
AMS Sample ID: 28966

AMS Project Number: 07-115
Date Sampled: 9/19/2007
Date Received: 10/3/2007

<u>Parameter</u>	<u>Result</u>	<u>Unit</u>	<u>Data Qualifier</u>	<u>LOD</u>	<u>LOQ</u>	<u>Method</u>	<u>Matrix</u>	<u>Date Analyzed</u>
Total Organic Carbon	0.41	%		0.01	0.03	EPA 9060A	Sediment	10/9/2007

Quality Assurance: These analyses were performed in accordance with EPA guidelines, the 2006 DoD Quality Systems Manual for Environmental Laboratories (Version 3), and the 2003 NELAC Standard, with the following exceptions:

- * TOC sample not analyzed in quadruplicate
- * TOC spike duplicate not analyzed every 10 samples

KS Davis, P.G.

AMS, Inc. Technical Director



Applied Marine Sciences, Inc.

502 N. Hwy 3, Suite B, League City, TX 77573, (281) 554-7272 Fax (281) 554-6356

ANALYTICAL RESULTS

Client: CRG Marine Laboratories
Project Number: P27221d
Project Name: N/A
Client Sample ID: D-2 BOTTOM
AMS Sample ID: 28967

AMS Project Number: 07-115
Date Sampled: 9/19/2007
Date Received: 10/3/2007

<u>Parameter</u>	<u>Result</u>	<u>Unit</u>	<u>Data Qualifier</u>	<u>LOD</u>	<u>LOQ</u>	<u>Method</u>	<u>Matrix</u>	<u>Date Analyzed</u>
Total Organic Carbon	0.34	%		0.01	0.03	EPA 9060A	Sediment	10/9/2007

Quality Assurance: These analyses were performed in accordance with EPA guidelines, the 2006 DoD Quality Systems Manual for Environmental Laboratories (Version 3), and the 2003 NELAC Standard, with the following exceptions:

- * TOC sample not analyzed in quadruplicate
- * TOC spike duplicate not analyzed every 10 samples

KS Davis, P.G.

AMS, Inc. Technical Director



Applied Marine Sciences, Inc.

502 N. Hwy 3, Suite B, League City, TX 77573, (281) 554-7272 Fax (281) 554-6356

ANALYTICAL RESULTS

Client: CRG Marine Laboratories
 Project Number: P27221d
 Project Name: N/A
 Client Sample ID: D-3 TOP
 AMS Sample ID: 28968

AMS Project Number: 07-115
 Date Sampled: 9/19/2007
 Date Received: 10/3/2007

<u>Parameter</u>	<u>Result</u>	<u>Unit</u>	<u>Data Qualifier</u>	<u>LOD</u>	<u>LOQ</u>	<u>Method</u>	<u>Matrix</u>	<u>Date Analyzed</u>
Total Organic Carbon	1.05	%		0.01	0.03	EPA 9060A	Sediment	10/9/2007

Quality Assurance: These analyses were performed in accordance with EPA guidelines, the 2006 DoD Quality Systems Manual for Environmental Laboratories (Version 3), and the 2003 NELAC Standard, with the following exceptions:

- * TOC sample not analyzed in quadruplicate
- * TOC spike duplicate not analyzed every 10 samples

KS Davis, P.G.

AMS, Inc. Technical Director





Applied Marine Sciences, Inc.

502 N. Hwy 3, Suite B, League City, TX 77573, (281) 554-7272 Fax (281) 554-6356

ANALYTICAL RESULTS

Client: CRG Marine Laboratories
 Project Number: P27221d
 Project Name: N/A
 Client Sample ID: D-3 BOTTOM
 AMS Sample ID: 28969

AMS Project Number: 07-115
 Date Sampled: 9/19/2007
 Date Received: 10/3/2007

<u>Parameter</u>	<u>Result</u>	<u>Unit</u>	<u>Data Qualifier</u>	<u>LOD</u>	<u>LOQ</u>	<u>Method</u>	<u>Matrix</u>	<u>Date Analyzed</u>
Total Organic Carbon	0.86	%		0.01	0.03	EPA 9060A	Sediment	10/9/2007

Quality Assurance: These analyses were performed in accordance with EPA guidelines, the 2006 DoD Quality Systems Manual for Environmental Laboratories (Version 3), and the 2003 NELAC Standard, with the following exceptions:

- * TOC sample not analyzed in quadruplicate
- * TOC spike duplicate not analyzed every 10 samples



Applied Marine Sciences, Inc.

502 N. Hwy 3, Suite B, League City, TX 77573, (281) 554-7272 Fax (281) 554-6356

ANALYTICAL RESULTS

Client: CRG Marine Laboratories
Project Number: P27221d
Project Name: N/A
Client Sample ID: E-2 BOTTOM
AMS Sample ID: 28970

AMS Project Number: 07-115
Date Sampled: 9/18/2007
Date Received: 10/3/2007

<u>Parameter</u>	<u>Result</u>	<u>Unit</u>	<u>Data Qualifier</u>	<u>LOD</u>	<u>LOQ</u>	<u>Method</u>	<u>Matrix</u>	<u>Date Analyzed</u>
Total Organic Carbon	0.75	%		0.01	0.03	EPA 9060A	Sediment	10/9/2007

Quality Assurance: These analyses were performed in accordance with EPA guidelines, the 2006 DoD Quality Systems Manual for Environmental Laboratories (Version 3), and the 2003 NELAC Standard, with the following exceptions:

- * TOC sample not analyzed in quadruplicate
- * TOC spike duplicate not analyzed every 10 samples

KS Davis, P.G.

AMS, Inc. Technical Director



Applied Marine Sciences, Inc.

502 N. Hwy 3, Suite B, League City, TX 77573, (281) 554-7272 Fax (281) 554-6356

ANALYTICAL RESULTS

Client: CRG Marine Laboratories
 Project Number: P27221d
 Project Name: N/A
 Client Sample ID: E-3 BOTTOM
 AMS Sample ID: 28971

AMS Project Number: 07-115
 Date Sampled: 9/18/2007
 Date Received: 10/3/2007

<u>Parameter</u>	<u>Result</u>	<u>Unit</u>	<u>Data Qualifier</u>	<u>LOD</u>	<u>LOQ</u>	<u>Method</u>	<u>Matrix</u>	<u>Date Analyzed</u>
Total Organic Carbon	0.79	%		0.01	0.03	EPA 9060A	Sediment	10/9/2007

Quality Assurance:

These analyses were performed in accordance with EPA guidelines, the 2006 DoD Quality Systems Manual for Environmental Laboratories (Version 3), and the 2003 NELAC Standard, with the following exceptions:

- * TOC sample not analyzed in quadruplicate
- * TOC spike duplicate not analyzed every 10 samples

KS Davis, P.G.

AMS, Inc. Technical Director





Applied Marine Sciences, Inc.

502 N. Hwy 3, Suite B, League City, TX 77573, (281) 554-7272 Fax (281) 554-6356

ANALYTICAL RESULTS

Client: CRG Marine Laboratories
Project Number: P27221d
Project Name: N/A
Client Sample ID: E-4 BOTTOM
AMS Sample ID: 28972

AMS Project Number: 07-115
Date Sampled: 9/18/2007
Date Received: 10/3/2007

<u>Parameter</u>	<u>Result</u>	<u>Unit</u>	<u>Data Qualifier</u>	<u>LOD</u>	<u>LOQ</u>	<u>Method</u>	<u>Matrix</u>	<u>Date Analyzed</u>
Total Organic Carbon	0.23	%		0.01	0.03	EPA 9060A	Sediment	10/9/2007

Quality Assurance: These analyses were performed in accordance with EPA guidelines, the 2006 DoD Quality Systems Manual for Environmental Laboratories (Version 3), and the 2003 NELAC Standard, with the following exceptions:

- * TOC sample not analyzed in quadruplicate
- * TOC spike duplicate not analyzed every 10 samples

KS Davis, P.G.

AMS, Inc. Technical Director

10 of 23





Applied Marine Sciences, Inc.

502 N. Hwy 3, Suite B, League City, TX 77573, (281) 554-7272 Fax (281) 554-6356

ANALYTICAL RESULTS

Client: CRG Marine Laboratories
Project Number: P27221d
Project Name: N/A
Client Sample ID: E-4 TOP
AMS Sample ID: 28973

AMS Project Number: 07-115
Date Sampled: 9/18/2007
Date Received: 10/3/2007

<u>Parameter</u>	<u>Result</u>	<u>Unit</u>	<u>Data Qualifier</u>	<u>LOD</u>	<u>LOQ</u>	<u>Method</u>	<u>Matrix</u>	<u>Date Analyzed</u>
Total Organic Carbon	0.34	%		0.01	0.03	EPA 9060A	Sediment	10/9/2007

Quality Assurance: These analyses were performed in accordance with EPA guidelines, the 2006 DoD Quality Systems Manual for Environmental Laboratories (Version 3), and the 2003 NELAC Standard, with the following exceptions:

- * TOC sample not analyzed in quadruplicate
- * TOC spike duplicate not analyzed every 10 samples

KS Davis, P.G.

AMS, Inc. Technical Director



Applied Marine Sciences, Inc.

502 N. Hwy 3, Suite B, League City, TX 77573, (281) 554-7272 Fax (281) 554-6356

ANALYTICAL RESULTS

Client: CRG Marine Laboratories
Project Number: P27221d
Project Name: N/A
Client Sample ID: F-1 BOTTOM
AMS Sample ID: 28974

AMS Project Number: 07-115
Date Sampled: 9/18/2007
Date Received: 10/3/2007

<u>Parameter</u>	<u>Result</u>	<u>Unit</u>	<u>Data Qualifier</u>	<u>LOD</u>	<u>LOQ</u>	<u>Method</u>	<u>Matrix</u>	<u>Date Analyzed</u>
Total Organic Carbon	0.75	%		0.01	0.03	EPA 9060A	Sediment	10/9/2007

Quality Assurance: These analyses were performed in accordance with EPA guidelines, the 2006 DoD Quality Systems Manual for Environmental Laboratories (Version 3), and the 2003 NELAC Standard, with the following exceptions:

- * TOC sample not analyzed in quadruplicate
- * TOC spike duplicate not analyzed every 10 samples

KS Davis, P.G.

AMS, Inc. Technical Director

12 of 23





Applied Marine Sciences, Inc.

502 N. Hwy 3, Suite B, League City, TX 77573, (281) 554-7272 Fax (281) 554-6356

ANALYTICAL RESULTS

Client: CRG Marine Laboratories
Project Number: P27221d
Project Name: N/A
Client Sample ID: MC-2 TOP
AMS Sample ID: 28975

AMS Project Number: 07-115
Date Sampled: 9/17/2007
Date Received: 10/3/2007

<u>Parameter</u>	<u>Result</u>	<u>Unit</u>	<u>Data Qualifier</u>	<u>LOD</u>	<u>LOQ</u>	<u>Method</u>	<u>Matrix</u>	<u>Date Analyzed</u>
Total Organic Carbon	0.93	%		0.01	0.03	EPA 9060A	Sediment	10/9/2007

Quality Assurance: These analyses were performed in accordance with EPA guidelines, the 2006 DoD Quality Systems Manual for Environmental Laboratories (Version 3), and the 2003 NELAC Standard, with the following exceptions:

- * TOC sample not analyzed in quadruplicate
- * TOC spike duplicate not analyzed every 10 samples

KS Davis, P.G.

AMS, Inc. Technical Director



Applied Marine Sciences, Inc.

502 N. Hwy 3, Suite B, League City, TX 77573, (281) 554-7272 Fax (281) 554-6356

ANALYTICAL RESULTS

Client: CRG Marine Laboratories
Project Number: P27221d
Project Name: N/A
Client Sample ID: MC-2 BOTTOM
AMS Sample ID: 28976

AMS Project Number: 07-115
Date Sampled: 9/17/2007
Date Received: 10/3/2007

<u>Parameter</u>	<u>Result</u>	<u>Unit</u>	<u>Data Qualifier</u>	<u>LOD</u>	<u>LOQ</u>	<u>Method</u>	<u>Matrix</u>	<u>Date Analyzed</u>
Total Organic Carbon	0.64	%		0.01	0.03	EPA 9060A	Sediment	10/9/2007

Quality Assurance: These analyses were performed in accordance with EPA guidelines, the 2006 DoD Quality Systems Manual for Environmental Laboratories (Version 3), and the 2003 NELAC Standard, with the following exceptions:

- * TOC sample not analyzed in quadruplicate
- * TOC spike duplicate not analyzed every 10 samples

KS Davis, P.G.

AMS, Inc. Technical Director

14 of 23





Applied Marine Sciences, Inc.

502 N. Hwy 3, Suite B, League City, TX 77573, (281) 554-7272 Fax (281) 554-6356

ANALYTICAL RESULTS

Client: CRG Marine Laboratories
Project Number: P27221d
Project Name: N/A
Client Sample ID: MC-3 TOP
AMS Sample ID: 28977

AMS Project Number: 07-115
Date Sampled: 9/17/2007
Date Received: 10/3/2007

<u>Parameter</u>	<u>Result</u>	<u>Unit</u>	<u>Data Qualifier</u>	<u>LOD</u>	<u>LOQ</u>	<u>Method</u>	<u>Matrix</u>	<u>Date Analyzed</u>
Total Organic Carbon	1.41	%		0.01	0.03	EPA 9060A	Sediment	10/9/2007

Quality Assurance: These analyses were performed in accordance with EPA guidelines, the 2006 DoD Quality Systems Manual for Environmental Laboratories (Version 3), and the 2003 NELAC Standard, with the following exceptions:

- * TOC sample not analyzed in quadruplicate
- * TOC spike duplicate not analyzed every 10 samples

KS Davis, P.G.

AMS, Inc. Technical Director

15 of 23





Applied Marine Sciences, Inc.

502 N. Hwy 3, Suite B, League City, TX 77573, (281) 554-7272 Fax (281) 554-6356

ANALYTICAL RESULTS

Client: CRG Marine Laboratories
Project Number: P27221d
Project Name: N/A
Client Sample ID: MC-3 BOTTOM
AMS Sample ID: 28978

AMS Project Number: 07-115
Date Sampled: 9/17/2007
Date Received: 10/3/2007

<u>Parameter</u>	<u>Result</u>	<u>Unit</u>	<u>Data Qualifier</u>	<u>LOD</u>	<u>LOQ</u>	<u>Method</u>	<u>Matrix</u>	<u>Date Analyzed</u>
Total Organic Carbon	1.03	%		0.01	0.03	EPA 9060A	Sediment	10/9/2007

Quality Assurance: These analyses were performed in accordance with EPA guidelines, the 2006 DoD Quality Systems Manual for Environmental Laboratories (Version 3), and the 2003 NELAC Standard, with the following exceptions:

- * TOC sample not analyzed in quadruplicate
- * TOC spike duplicate not analyzed every 10 samples

KS Davis, P.G.

AMS, Inc. Technical Director

16 of 23





Applied Marine Sciences, Inc.

502 N. Hwy 3, Suite B, League City, TX 77573, (281) 554-7272 Fax (281) 554-6356

ANALYTICAL RESULTS

Client: CRG Marine Laboratories
Project Number: P27221d
Project Name: N/A
Client Sample ID: MC-4 BOTTOM
AMS Sample ID: 28979

AMS Project Number: 07-115
Date Sampled: 9/17/2007
Date Received: 10/3/2007

<u>Parameter</u>	<u>Result</u>	<u>Unit</u>	<u>Data Qualifier</u>	<u>LOD</u>	<u>LOQ</u>	<u>Method</u>	<u>Matrix</u>	<u>Date Analyzed</u>
Total Organic Carbon	0.43	%		0.01	0.03	EPA 9060A	Sediment	10/9/2007

Quality Assurance:

These analyses were performed in accordance with EPA guidelines, the 2006 DoD Quality Systems Manual for Environmental Laboratories (Version 3), and the 2003 NELAC Standard, with the following exceptions:

- * TOC sample not analyzed in quadruplicate
- * TOC spike duplicate not analyzed every 10 samples

KS Davis, P.G.

AMS, Inc. Technical Director



Applied Marine Sciences, Inc.

502 N. Hwy 3, Suite B, League City, TX 77573, (281) 554-7272 Fax (281) 554-6356

ANALYTICAL RESULTS

Client: CRG Marine Laboratories
Project Number: P27221d
Project Name: N/A
Client Sample ID: MC-4 TOP
AMS Sample ID: 28980

AMS Project Number: 07-115
Date Sampled: 9/17/2007
Date Received: 10/3/2007

<u>Parameter</u>	<u>Result</u>	<u>Unit</u>	<u>Data Qualifier</u>	<u>LOD</u>	<u>LOQ</u>	<u>Method</u>	<u>Matrix</u>	<u>Date Analyzed</u>
Total Organic Carbon	0.58	%		0.01	0.03	EPA 9060A	Sediment	10/9/2007

Quality Assurance: These analyses were performed in accordance with EPA guidelines, the 2006 DoD Quality Systems Manual for Environmental Laboratories (Version 3), and the 2003 NELAC Standard, with the following exceptions:

- * TOC sample not analyzed in quadruplicate
- * TOC spike duplicate not analyzed every 10 samples

KS Davis, P.G.

AMS, Inc. Technical Director

18 of 23





Applied Marine Sciences, Inc.

502 N. Hwy 3, Suite B, League City, TX 77573, (281) 554-7272 Fax (281) 554-6356

ANALYTICAL RESULTS

Client: CRG Marine Laboratories
Project Number: P27221d
Project Name: N/A
Client Sample ID: MC-5 BOTTOM
AMS Sample ID: 28981

AMS Project Number: 07-115
Date Sampled: 9/18/2007
Date Received: 10/3/2007

<u>Parameter</u>	<u>Result</u>	<u>Unit</u>	<u>Data Qualifier</u>	<u>LOD</u>	<u>LOQ</u>	<u>Method</u>	<u>Matrix</u>	<u>Date Analyzed</u>
Total Organic Carbon	1.79	%		0.01	0.03	EPA 9060A	Sediment	10/9/2007

Quality Assurance: These analyses were performed in accordance with EPA guidelines, the 2006 DoD Quality Systems Manual for Environmental Laboratories (Version 3), and the 2003 NELAC Standard, with the following exceptions:

- * TOC sample not analyzed in quadruplicate
- * TOC spike duplicate not analyzed every 10 samples

KS Davis, P.G.

AMS, Inc. Technical Director

19 of 23





Applied Marine Sciences, Inc.

502 N. Hwy 3, Suite B, League City, TX 77573, (281) 554-7272 Fax (281) 554-6356

ANALYTICAL RESULTS

Client: CRG Marine Laboratories
Project Number: P27221d
Project Name: N/A
Client Sample ID: MC-5 TOP
AMS Sample ID: 28982

AMS Project Number: 07-115
Date Sampled: 9/18/2007
Date Received: 10/3/2007

<u>Parameter</u>	<u>Result</u>	<u>Unit</u>	<u>Data Qualifier</u>	<u>LOD</u>	<u>LOQ</u>	<u>Method</u>	<u>Matrix</u>	<u>Date Analyzed</u>
Total Organic Carbon	2.72	%		0.01	0.03	EPA 9060A	Sediment	10/9/2007

Quality Assurance: These analyses were performed in accordance with EPA guidelines, the 2006 DoD Quality Systems Manual for Environmental Laboratories (Version 3), and the 2003 NELAC Standard, with the following exceptions:

- * TOC sample not analyzed in quadruplicate
- * TOC spike duplicate not analyzed every 10 samples

KS Davis, P.G.

AMS, Inc. Technical Director

20 of 23





TOC QUALITY CONTROL RESULTS

Client: CRG Marine Laboratories
 Project Number: P27221d
 Project Name: N/A
 Matrix: Sediment
 Method: EPA 9060A

AMS Project Number: 07-115
 Date Analyzed: 10/9/2007
 Batch ID: 100907-04

Method Blank (Batch Continuing Blank (CB)), Continuing Calibration Verification (CCV) and Independent Continuing Calibration Verification (ICCV) Results:

AMS Sample ID	Result (%)	CCV Conc. (%)	Relative % Difference (%)	Data Qualifier	LOD (%)	LOQ (%)	QC Limits (%)
CB-04	0.01	0.01	--	U	0.01	0.03	≤ 0.03
CCV-04	3.11	3.23	3.79		0.01	0.03	≤ 5 RPD
ICCV-04	2.06	2.00	2.96		0.01	0.03	≤ 5 RPD

Sample Duplicate Results:

AMS Sample ID	Result (%)	Duplicate Result (%)	Relative % Difference (%)	Data Qualifier	LOD (%)	LOQ (%)	QC Limits (%)
28972	0.23	0.20	13.95		0.01	0.03	≤ 25 RPD

Samples in Batch (AMS ID):

28958	28961	28964	28967	28970
28959	28962	28965	28968	28971
28960	28963	28966	28969	28972

Quality Assurance: These analyses were performed in accordance with EPA guidelines, the 2006 DoD Quality Systems Manual for Environmental Laboratories (Version 3), and the 2003 NELAC Standard, with the following exceptions:

- * TOC samples not analyzed in quadruplicate
- * TOC spike duplicate not analyzed every 10 samples

Project-specific Quality Assurance requirements supersede those provided by the above quality systems and documents. Measurements of uncertainty are available upon request.

KS Davis, P.G.

AMS, Inc. Technical Director



TOC QUALITY CONTROL RESULTS

Client: CRG Marine Laboratories
 Project Number: P27221d
 Project Name: N/A
 Matrix: Sediment
 Method: EPA 9060A

AMS Project Number: 07-115
 Date Analyzed: 10/9/2007
 Batch ID: 100907-05

Method Blank (Batch Continuing Blank (CB)), Continuing Calibration Verification (CCV) and Independent Continuing Calibration Verification (ICCV) Results:

AMS Sample ID	Result (%)	CCV Conc. (%)	Relative % Difference (%)	Data Qualifier	LOD (%)	LOQ (%)	QC Limits (%)
CB-05	0.01	0.01	--	U	0.01	0.03	≤ 0.03
CCV-05	3.14	3.23	2.83		0.01	0.03	≤ 5 RPD
ICCV-05	2.06	2.00	2.96		0.01	0.03	≤ 5 RPD

Sample Duplicate Results:

AMS Sample ID	Result (%)	Duplicate Result (%)	Relative % Difference (%)	Data Qualifier	LOD (%)	LOQ (%)	QC Limits (%)
29007	1.21	1.15	5.08		0.01	0.03	≤ 25 RPD

Samples in Batch (AMS ID): 28973 28976 28979 28982 29006
 28974 28977 28980 29004 29007
 28975 28978 28981 29005

Quality Assurance: These analyses were performed in accordance with EPA guidelines, the 2006 DoD Quality Systems Manual for Environmental Laboratories (Version 3), and the 2003 NELAC Standard, with the following exceptions:

- * TOC samples not analyzed in quadruplicate
- * TOC spike duplicate not analyzed every 10 samples

Project-specific Quality Assurance requirements supersede those provided by the above quality systems and documents. Measurements of uncertainty are available upon request.

KS Davis, P.G.

AMS, Inc. Technical Director





QUALITY CONTROL

Client: CRG Marine Laboratories
Project Number: P27221d
Project Name: N/A

AMS Project Number: 07-115

Data Qualifiers:

- U Undetected at the Limit of Detection (LOD): The associated value is the Limit of Detection, adjusted by any dilution factor used in the analysis.
- J The analyte was positively identified, but was below the Limit of Quantitation (LOQ). The quantitation is an estimate.
- B Blank contamination: The analyte was detected above one-half the LOD in an associated blank.
- Q One or more Quality Control criteria failed. Data usability should be carefully assessed by the Project Team.
- I Insufficient sample was provided to perform required Quality Control analyses and/or to meet method-specific sample volume recommendations.

Definitions:

- LOD The Limit of Detection (LOD) is determined by quantitative establishment of the Method Detection Limit (MDL), as defined in 40 CFR 136(b).
- LOQ The Limit of Quantitation (LOQ) is the minimum level, concentration or quantity of a target variable (target analyte) that can be quantitatively reported with a specified level of confidence. As defined in DoD QSM §D.1.2.2, the LOQ value must be a minimum of 3 times the LOD, although the specified level of confidence may have a lower quantitative value.

Quality Assurance: These analyses were performed in accordance with EPA guidelines, the 2006 DoD Quality Systems Manual for Environmental Laboratories (Version 3), and the 2003 NELAC Standard, with the following exceptions:

- * TOC samples not analyzed in quadruplicate
- * TOC spike duplicate not analyzed every 10 samples

Project-specific Quality Assurance requirements supersede those provided by the above quality systems and documents. Measurements of uncertainty are available upon request.

CHAIN-OF-CUSTODY



2433 Impala Drive • Carlsbad, CA 92008 • (760) 931-8081, FAX 931-1580
 98 Main St., Ste. #428 • Tiburon, CA 94920 • (415) 435-1847, FAX 435-0479
 1440 Broadway, Ste. 908 • Oakland, CA 94612 • (510) 808-0302, FAX 891-9710
 152 Sunset View Lane • Sequim, WA 98382 • (360) 582-1758, FAX 582-1679
 4729 NE View Drive • Port Gamble, WA 98364 • (360) 297-6903, FAX 297-6905

CHAIN OF CUSTODY

13679

DATE 9/19/07 PAGE 1 OF 3

PROJECT NAME / SURVEY / PROJECT NUMBER		ANALYSIS/TEST REQUESTED		FOR WESTON USE ONLY	
PROJECT MANAGER		CONTAINERS		PRESERVED HOW/ COMMENTS	
COMPANY		NUMBER & TYPE OF		SAMPLE TEMP UPON RECEIPT	
ADDRESS		MATRIX		WESTON LAB ID	
PHONE/FAX		INITIALS			
SAMPLE ID.	DATE	TIME	MATRIX	INITIALS	
D-1 Bottom	9/19/07	0815	Sealed PM	DM	
D-1 Top	9/19/07	0815			
C-2 Bottom	9/19/07	1320			
D-3 Bottom	9/19/07	1010			
C-2 Top	9/19/07	1320			
D-3 Top	9/19/07	1010			
D-2 Bottom	9/19/07	0910			
D-2 Top	9/19/07	0910			
C-1 Top	9/19/07	1120			
C-1 Bottom	9/19/07	1120			
E-2 Top	9/16/07	1445			
B-1 Top	9/19/07	1415			
B-1 Bottom	9/19/07	1415			
MC-1 Bottom	9/16/07	1000			
MC-1 Top	9/16/07	1000			

PROJECT NAME / SURVEY / PROJECT NUMBER: Manure per pay statement characterization
 PROJECT MANAGER: Shelly Anghera
 COMPANY: Weston Solutions
 ADDRESS: - see above -
 PHONE/FAX: - see above -

ANALYSIS/TEST REQUESTED: Chemistry
 CONTAINERS: 14oz jar
 PRESERVED HOW/ COMMENTS: ice
 WESTON LAB ID: - PAT221d
 SAMPLE TEMP UPON RECEIPT: - PAT221e

SPECIAL INSTRUCTIONS/COMMENTS: Sampled by D. McCoy, C. Clarke, B. Clarke, K. Morris
if see email from S. Anghera to misty merritt for analytical lab

SAMPLE CONDITION UPON RECEIPT (FOR WESTON USE ONLY):

RELINQUISHED BY	RECEIVED BY	RELINQUISHED BY	RECEIVED BY
<u>[Signature]</u>	<u>[Signature]</u>	<u>[Signature]</u>	<u>[Signature]</u>
WESTON	WESTON	WESTON	WESTON
9/19/07 16:00	9/19/07 16:50	9/19/07 16:50	9/19/07 16:50

SHIPPING: Sampled by D. McCoy, C. Clarke, B. Clarke, K. Morris
 Shipping VIA: Airbill No.
 RECEIVED BY: [Signature]
 Signature: [Signature]
 Firm: WESTON
 Date/Time: 9/19/07 16:00



- 2433 Impala Drive • Carlsbad, CA 92008 • (760) 931-8081, FAX 931-1580
- 98 Main St., Ste. #428 • Tiburon, CA 94920 • (415) 435-1847, FAX 435-0479
- 1440 Broadway, Ste. 908 • Oakland, CA 94612 • (510) 808-0302, FAX 891-9710
- 152 Sunset View Lane • Sequim, WA 98382 • (360) 582-1758, FAX 582-1679
- 4729 NE View Drive • Port Gamble, WA 98364 • (360) 297-6903, FAX 297-6905

CHAIN OF CUSTODY

13681

DATE 9/19/07 PAGE 93 OF 3

PROJECT NAME / SURVEY / PROJECT NUMBER					ANALYSIS/TEST REQUESTED	FOR WESTON USE ONLY		
PROJECT MANAGER						NUMBER & TYPE OF CONTAINERS	PRESERVED HOW/ COMMENTS	SAMPLE TEMP. UPON RECEIPT
Marina Del Rey Sediment Characterization					Chemistry *			
Shelly Anghera								
Weston Solutions								
— see above —								
PHONE/FAX — see above —								
SAMPLE I.D.	DATE	TIME	MATRIX	INITIALS				
F-1 Top Bottom	9/18/07	1120	Sediment DM	JAV				
E-3 Bottom	9/18/07	1600						

SPECIAL INSTRUCTIONS/COMMENTS: Sampled by D. Mccay, C. Clark, B. Clarke, K. Morris * See email from Shelly Anghera to Misty Mercier for analytical list

SHIPPING:		SAMPLE CONDITION UPON RECEIPT (FOR WESTON USE ONLY):			
RELINQUISHED BY	RECEIVED BY	RELINQUISHED BY	RECEIVED BY	RELINQUISHED BY	RECEIVED BY
Signature: [Signature]	Signature: [Signature]	Signature: [Signature]	Signature: MARLORE MERCHANT	Signature:	Signature:
Firm: WESTON	Firm: Weston	Firm: Weston	Firm: [Signature]	Firm:	Firm:
Date/Time: 9/19/07 16:00	Date/Time: 9/19/07 1600	Date/Time: 9/19/07 1650	Date/Time: 9/19/07 10:50	Date/Time:	Date/Time:



CRG

Marine Laboratories, Inc.

CRG Project ID

SAMPLE RECEIVING

CLIENT NAME

Weston

DATE RECEIVED

9/19/07

COURIER INFORMATION

<input type="checkbox"/> CRG	<input type="checkbox"/> FEDEX	TRACKING NUMBER	<i>Weston Courier</i>
<input checked="" type="checkbox"/> OTHER*	<input type="checkbox"/> UPS		

TEMPERATURE

13

°C

- BLUE ICE
 WET ICE
 NO ICE

Chain-of-Custody

- INCLUDED
 SIGNED
 NOT INCLUDED

SAMPLE MATRIX

- LIQUID
 SOLID
 OTHER*

CONDITION OF SAMPLES UPON ARRIVAL

	YES	NO*	NA
All sample containers intact and good condition.....	<input checked="" type="checkbox"/>	<input type="checkbox"/>	<input type="checkbox"/>
All samples listed on COC are present.....	<input type="checkbox"/>	<input checked="" type="checkbox"/>	<input type="checkbox"/>
Sample ID on containers consistent with COC.....	<input type="checkbox"/>	<input checked="" type="checkbox"/>	<input type="checkbox"/>
Correct containers used for analyses requested.....	<input checked="" type="checkbox"/>	<input type="checkbox"/>	<input type="checkbox"/>
All samples received within method holding time.....	<input checked="" type="checkbox"/>	<input type="checkbox"/>	<input type="checkbox"/>

*NOTES


3 Page COC set: COC lists "F-1 Top" twice → received "F-1 Top" as well as "F-1 Bottom" w/ same sampling time & date.

2 Page COC set: Samples 1, 2, 3, 4, 5, 6, 7, 8, 9, 10, 11, 12, 13, 14, 15, 16, 17, 18, 19, 20, 21, 22, 23, 24, 25, 26, 27, 28, 29, 30, 31, 32, 33, 34, 35, 36, 37, 38, 39, 40, 41, 42, 43, 44, 45, 46, 47, 48, 49, 50, 51, 52, 53, 54, 55, 56, 57, 58, 59, 60, 61, 62, 63, 64, 65, 66, 67, 68, 69, 70, 71, 72, 73, 74, 75, 76, 77, 78, 79, 80, 81, 82, 83, 84, 85, 86, 87, 88, 89, 90, 91, 92, 93, 94, 95, 96, 97, 98, 99, 100, 101, 102, 103, 104, 105, 106, 107, 108, 109, 110, 111, 112, 113, 114, 115, 116, 117, 118, 119, 120, 121, 122, 123, 124, 125, 126, 127, 128, 129, 130, 131, 132, 133, 134, 135, 136, 137, 138, 139, 140, 141, 142, 143, 144, 145, 146, 147, 148, 149, 150, 151, 152, 153, 154, 155, 156, 157, 158, 159, 160, 161, 162, 163, 164, 165, 166, 167, 168, 169, 170, 171, 172, 173, 174, 175, 176, 177, 178, 179, 180, 181, 182, 183, 184, 185, 186, 187, 188, 189, 190, 191, 192, 193, 194, 195, 196, 197, 198, 199, 200, 201, 202, 203, 204, 205, 206, 207, 208, 209, 210, 211, 212, 213, 214, 215, 216, 217, 218, 219, 220, 221, 222, 223, 224, 225, 226, 227, 228, 229, 230, 231, 232, 233, 234, 235, 236, 237, 238, 239, 240, 241, 242, 243, 244, 245, 246, 247, 248, 249, 250, 251, 252, 253, 254, 255, 256, 257, 258, 259, 260, 261, 262, 263, 264, 265, 266, 267, 268, 269, 270, 271, 272, 273, 274, 275, 276, 277, 278, 279, 280, 281, 282, 283, 284, 285, 286, 287, 288, 289, 290, 291, 292, 293, 294, 295, 296, 297, 298, 299, 300, 301, 302, 303, 304, 305, 306, 307, 308, 309, 310, 311, 312, 313, 314, 315, 316, 317, 318, 319, 320, 321, 322, 323, 324, 325, 326, 327, 328, 329, 330, 331, 332, 333, 334, 335, 336, 337, 338, 339, 340, 341, 342, 343, 344, 345, 346, 347, 348, 349, 350, 351, 352, 353, 354, 355, 356, 357, 358, 359, 360, 361, 362, 363, 364, 365, 366, 367, 368, 369, 370, 371, 372, 373, 374, 375, 376, 377, 378, 379, 380, 381, 382, 383, 384, 385, 386, 387, 388, 389, 390, 391, 392, 393, 394, 395, 396, 397, 398, 399, 400, 401, 402, 403, 404, 405, 406, 407, 408, 409, 410, 411, 412, 413, 414, 415, 416, 417, 418, 419, 420, 421, 422, 423, 424, 425, 426, 427, 428, 429, 430, 431, 432, 433, 434, 435, 436, 437, 438, 439, 440, 441, 442, 443, 444, 445, 446, 447, 448, 449, 450, 451, 452, 453, 454, 455, 456, 457, 458, 459, 460, 461, 462, 463, 464, 465, 466, 467, 468, 469, 470, 471, 472, 473, 474, 475, 476, 477, 478, 479, 480, 481, 482, 483, 484, 485, 486, 487, 488, 489, 490, 491, 492, 493, 494, 495, 496, 497, 498, 499, 500, 501, 502, 503, 504, 505, 506, 507, 508, 509, 510, 511, 512, 513, 514, 515, 516, 517, 518, 519, 520, 521, 522, 523, 524, 525, 526, 527, 528, 529, 530, 531, 532, 533, 534, 535, 536, 537, 538, 539, 540, 541, 542, 543, 544, 545, 546, 547, 548, 549, 550, 551, 552, 553, 554, 555, 556, 557, 558, 559, 560, 561, 562, 563, 564, 565, 566, 567, 568, 569, 570, 571, 572, 573, 574, 575, 576, 577, 578, 579, 580, 581, 582, 583, 584, 585, 586, 587, 588, 589, 590, 591, 592, 593, 594, 595, 596, 597, 598, 599, 600, 601, 602, 603, 604, 605, 606, 607, 608, 609, 610, 611, 612, 613, 614, 615, 616, 617, 618, 619, 620, 621, 622, 623, 624, 625, 626, 627, 628, 629, 630, 631, 632, 633, 634, 635, 636, 637, 638, 639, 640, 641, 642, 643, 644, 645, 646, 647, 648, 649, 650, 651, 652, 653, 654, 655, 656, 657, 658, 659, 660, 661, 662, 663, 664, 665, 666, 667, 668, 669, 670, 671, 672, 673, 674, 675, 676, 677, 678, 679, 680, 681, 682, 683, 684, 685, 686, 687, 688, 689, 690, 691, 692, 693, 694, 695, 696, 697, 698, 699, 700, 701, 702, 703, 704, 705, 706, 707, 708, 709, 710, 711, 712, 713, 714, 715, 716, 717, 718, 719, 720, 721, 722, 723, 724, 725, 726, 727, 728, 729, 730, 731, 732, 733, 734, 735, 736, 737, 738, 739, 740, 741, 742, 743, 744, 745, 746, 747, 748, 749, 750, 751, 752, 753, 754, 755, 756, 757, 758, 759, 760, 761, 762, 763, 764, 765, 766, 767, 768, 769, 770, 771, 772, 773, 774, 775, 776, 777, 778, 779, 780, 781, 782, 783, 784, 785, 786, 787, 788, 789, 790, 791, 792, 793, 794, 795, 796, 797, 798, 799, 800, 801, 802, 803, 804, 805, 806, 807, 808, 809, 810, 811, 812, 813, 814, 815, 816, 817, 818, 819, 820, 821, 822, 823, 824, 825, 826, 827, 828, 829, 830, 831, 832, 833, 834, 835, 836, 837, 838, 839, 840, 841, 842, 843, 844, 845, 846, 847, 848, 849, 850, 851, 852, 853, 854, 855, 856, 857, 858, 859, 860, 861, 862, 863, 864, 865, 866, 867, 868, 869, 870, 871, 872, 873, 874, 875, 876, 877, 878, 879, 880, 881, 882, 883, 884, 885, 886, 887, 888, 889, 890, 891, 892, 893, 894, 895, 896, 897, 898, 899, 900, 901, 902, 903, 904, 905, 906, 907, 908, 909, 910, 911, 912, 913, 914, 915, 916, 917, 918, 919, 920, 921, 922, 923, 924, 925, 926, 927, 928, 929, 930, 931, 932, 933, 934, 935, 936, 937, 938, 939, 940, 941, 942, 943, 944, 945, 946, 947, 948, 949, 950, 951, 952, 953, 954, 955, 956, 957, 958, 959, 960, 961, 962, 963, 964, 965, 966, 967, 968, 969, 970, 971, 972, 973, 974, 975, 976, 977, 978, 979, 980, 981, 982, 983, 984, 985, 986, 987, 988, 989, 990, 991, 992, 993, 994, 995, 996, 997, 998, 999, 1000.

MC2 same problem & COC time is 16:22 & 15:50 is listed on jar. MC5, MC3, COC has date 9/18 & jar has 9-17. C2 has COC time 12:10, jar time 12:30.

COMPLETED BY: *M3*

all attached



CRG

Marine
Laboratories, Inc.

"A Center for Excellence in Analytical Chemistry and Environmental Microbiology"

October 18, 2007

Weston Solutions
2433 Impala Drive
Carlsbad, CA 92008

Re: CRG Marine Laboratories
Weston Solutions

Project ID: P27221c
Project ID: LADPW MDR

ATTN: Shelly Anghera

CRG Laboratories is pleased to provide you with the enclosed analytical data report for your LADPW MDR project. According to the chain-of-custody, 20 samples were received intact at CRG on 9/19/2007. Per your instructions, the samples were analyzed for:

- Trace Metals By ICPMS Using Method EPA 6020m
- Aroclor PCBs By GCMS Using Method EPA 8270Cm
- Chlorinated Pesticides By GCMS Using Method EPA 8270Cm
- PCB Congeners By GCMS Using Method EPA 8270Cm

The following analysis were subcontracted to other laboratories, results are included:

- TOC(Total Organic Carbon)

Please don't hesitate to call if you have any questions and thank you very much for using our laboratory for your analytical needs.

Regards,
Claire Waggoner

Reviewed and Approved _____

Project Sample List

Weston Solutions

CRG Project ID: **27221c**

Project Officer: Shelly Anghera

Project Description: LADPW MDR

<i>CRG Sample ID#</i>	<i>Client Sample ID</i>	<i>Sample Description</i>	<i>Date Sampled</i>	<i>Matrix</i>
57252	H-2		17-Sep-07	Sediment
57253	MC-2		17-Sep-07	Sediment
57254	MC-1		17-Sep-07	Sediment
57255	F-1		17-Sep-07	Sediment
57256	MC-5		18-Sep-07	Sediment
57257	MC-3		18-Sep-07	Sediment
57258	E-1		18-Sep-07	Sediment
57259	G-2		18-Sep-07	Sediment
57260	C-2		18-Sep-07	Sediment
57261	B-2		18-Sep-07	Sediment
57262	A-2		18-Sep-07	Sediment
57263	MC-4		18-Sep-07	Sediment
57264	E-3		19-Sep-07	Sediment
57265	E-4		19-Sep-07	Sediment
57266	D-3		19-Sep-07	Sediment
57267	D-2		19-Sep-07	Sediment
57268	E-1	BOTTOM	18-Sep-07	Sediment
57269	E-3	TOP	18-Sep-07	Sediment
57270	E-1	TOP	18-Sep-07	Sediment
57271	F-1	TOP	18-Sep-07	Sediment

CRG's QUALITY ASSURANCE PROGRAM SUMMARY

BATCH: CRG's Quality Assurance Program Document defines a batch as a group of 20 or fewer samples of similar matrix, processed together under the same conditions and with the same reagents. Quality control samples are associated with each batch and are used to assess the validity of the sample analyses. CRG typically uses batch sizes of 10-15 samples.

PROCEDURAL BLANKS: Laboratory contamination was controlled through the analysis of procedural blanks on a minimum frequency of 1 per batch. CRG's Quality Assurance Program Document requires that all procedural blanks be below 10 times the MDL and all detectable constituents in the blanks be flagged in the sample results. The Procedural Blanks are presented in the Procedural Blank section of this report.

ACCURACY: Accuracy of the project data was indicated by analysis of matrix spikes, surrogate spikes, certified reference materials, and/or laboratory control materials on a minimum frequency of 1 per batch. CRG's Quality Assurance Program Document requires that 95% of the target compounds greater than 10 times the MDL be within the specified acceptance limits. The Acceptance Ranges are presented in the Accuracy Data section of this report.

PRECISION: Precision of the project data was determined by analysis of duplicate matrix spikes, blank spikes, and/or duplicate test sample analysis on a minimum frequency of 1 per batch. CRG's Quality Assurance Program Document requires that for 95% of the compounds >10 times the MDL, the % Relative Percent Difference (%RPD) should be within the specified acceptance range. The %RPD for the duplicate test sample analysis can be significantly affected by the homogeneity of the sample matrix within the sample container itself causing additional variability in the analytical results. In these cases, the QA/QC Acceptance Limits may be exceeded. The %RPD and Acceptance Ranges are presented in the Precision Data section of this report.

GLOSSARY OF TERMS

<u>Qualifier</u>	<u>Definition</u>
B	Analyte was detected in the associated method blank.
E	Analyte concentration exceeds the calibration range
H	Sample received and/or analyzed past the recommended holding time.
J	Analyte was detected at a concentration below the reporting limit and above the laboratory method detection limit. Reported value is estimated.
M1	Recovery of the Matrix Spike or Matrix Spike Duplicate compound was out of control due to matrix interference.
M2	The MS/MSD RPD was out of control due to matrix interference.
M3	Detection of the analyte was difficult due to matrix interference.
M4	Spike or surrogate compound recovery was out of control due to matrix interference. The associated method blank spike or surrogate compound was in control and therefore the sample data was reported without further clarification.
ND or U	Parameter not detected at the indicated reporting limit.
NES	Not enough sample.
Q1	Spike recovery and RPD control limits do not apply resulting from the parameter concentration in the sample exceeding the spike concentration.
Q2	The sample RPD was out of control. Sample is heterogeneous and sample homogeneity could not be readily achieved using routine laboratory practices.
R	Analyte was removed by the sample preparation/extraction procedure as seen by the MS/MSD recoveries. RPD acceptance ranges do not apply.

DATA REPORT

TRACE METAL RESULTS

CRG Marine Laboratories, Inc.

2020 Del Amo Blvd., Suite 200, Torrance, CA 90501-1206 (310) 533-5190 FAX (310) 533-5003 crglabs@sbcglobal.net

Trace Metals

Client: *Weston Solutions*

CRG Project ID: *27221c*

CRG ID#: 57252

Sample: H-2

Date Sampled: 17-Sep-07 13:45

Replicate #: R1

Description: LADPW MDR

Date Received: 19-Sep-07

DILUTION FACTOR: 1

Matrix: Sediment

CONSTITUENT	FRACTION	METHOD	RESULT	UNITS	MDL	RL	DATE PROCESSED	DATE ANALYZED	BATCH ID
Aluminum (Al)	NA	EPA 6020m	13580	µg/dry g	1	5	08-Oct-07	09-Oct-07	27221c-17067
Antimony (Sb)	NA	EPA 6020m	0.253	µg/dry g	0.025	0.05	08-Oct-07	09-Oct-07	27221c-17067
Arsenic (As)	NA	EPA 6020m	6.315	µg/dry g	0.025	0.05	08-Oct-07	09-Oct-07	27221c-17067
Barium (Ba)	NA	EPA 6020m	83.03	µg/dry g	0.025	0.05	08-Oct-07	09-Oct-07	27221c-17067
Beryllium (Be)	NA	EPA 6020m	0.419	µg/dry g	0.025	0.05	08-Oct-07	09-Oct-07	27221c-17067
Cadmium (Cd)	NA	EPA 6020m	0.285	µg/dry g	0.025	0.05	08-Oct-07	09-Oct-07	27221c-17067
Chromium (Cr)	NA	EPA 6020m	30.83	µg/dry g	0.025	0.05	08-Oct-07	09-Oct-07	27221c-17067
Cobalt (Co)	NA	EPA 6020m	7.009	µg/dry g	0.025	0.05	08-Oct-07	09-Oct-07	27221c-17067
Copper (Cu)	NA	EPA 6020m	137	µg/dry g	0.025	0.05	08-Oct-07	09-Oct-07	27221c-17067
Iron (Fe)	NA	EPA 6020m	23700	µg/dry g	1	5	08-Oct-07	09-Oct-07	27221c-17067
Lead (Pb)	NA	EPA 6020m	43.1	µg/dry g	0.025	0.05	08-Oct-07	09-Oct-07	27221c-17067
Manganese (Mn)	NA	EPA 6020m	184.8	µg/dry g	0.025	0.05	08-Oct-07	09-Oct-07	27221c-17067
Molybdenum (Mo)	NA	EPA 6020m	0.817	µg/dry g	0.025	0.05	08-Oct-07	09-Oct-07	27221c-17067
Nickel (Ni)	NA	EPA 6020m	18.63	µg/dry g	0.025	0.05	08-Oct-07	09-Oct-07	27221c-17067
Selenium (Se)	NA	EPA 6020m	0.497	µg/dry g	0.025	0.05	08-Oct-07	09-Oct-07	27221c-17067
Silver (Ag)	NA	EPA 6020m	0.413	µg/dry g	0.025	0.05	08-Oct-07	09-Oct-07	27221c-17067
Strontium (Sr)	NA	EPA 6020m	66.93	µg/dry g	0.025	0.05	08-Oct-07	09-Oct-07	27221c-17067
Thallium (Tl)	NA	EPA 6020m	0.215	µg/dry g	0.025	0.05	08-Oct-07	09-Oct-07	27221c-17067
Tin (Sn)	NA	EPA 6020m	3.06	µg/dry g	0.025	0.05	08-Oct-07	09-Oct-07	27221c-17067
Titanium (Ti)	NA	EPA 6020m	784.7	µg/dry g	0.025	0.05	08-Oct-07	09-Oct-07	27221c-17067
Vanadium (V)	NA	EPA 6020m	38.49	µg/dry g	0.025	0.05	08-Oct-07	09-Oct-07	27221c-17067
Zinc (Zn)	NA	EPA 6020m	162.8	µg/dry g	0.025	0.05	08-Oct-07	09-Oct-07	27221c-17067

MDL= Method Detection Limit (CFR 40 Part 136); RL= Reporting Limit; J= Estimated Value below the RL and above the MDL; ND= Not Detected; NA= Not Applicable; MI = Matrix Interference

California ELAP Certificate # 2261
57252 R1

CRG Marine Laboratories, Inc.

2020 Del Amo Blvd., Suite 200, Torrance, CA 90501-1206 (310) 533-5190 FAX (310) 533-5003 crglabs@sbcglobal.net

Trace Metals

Client: *Weston Solutions*

CRG Project ID: *27221c*

CRG ID#: 57252

Sample: H-2

Date Sampled: 17-Sep-07 13:45

Replicate #: R2

Description: LADPW MDR

Date Received: 19-Sep-07

DILUTION FACTOR: 1

Matrix: Sediment

CONSTITUENT	FRACTION	METHOD	RESULT	UNITS	MDL	RL	DATE PROCESSED	DATE ANALYZED	BATCH ID
Aluminum (Al)	NA	EPA 6020m	13360	µg/dry g	1	5	08-Oct-07	09-Oct-07	27221c-17067
Antimony (Sb)	NA	EPA 6020m	0.24	µg/dry g	0.025	0.05	08-Oct-07	09-Oct-07	27221c-17067
Arsenic (As)	NA	EPA 6020m	6.316	µg/dry g	0.025	0.05	08-Oct-07	09-Oct-07	27221c-17067
Barium (Ba)	NA	EPA 6020m	83.09	µg/dry g	0.025	0.05	08-Oct-07	09-Oct-07	27221c-17067
Beryllium (Be)	NA	EPA 6020m	0.424	µg/dry g	0.025	0.05	08-Oct-07	09-Oct-07	27221c-17067
Cadmium (Cd)	NA	EPA 6020m	0.247	µg/dry g	0.025	0.05	08-Oct-07	09-Oct-07	27221c-17067
Chromium (Cr)	NA	EPA 6020m	29.36	µg/dry g	0.025	0.05	08-Oct-07	09-Oct-07	27221c-17067
Cobalt (Co)	NA	EPA 6020m	6.989	µg/dry g	0.025	0.05	08-Oct-07	09-Oct-07	27221c-17067
Copper (Cu)	NA	EPA 6020m	137.2	µg/dry g	0.025	0.05	08-Oct-07	09-Oct-07	27221c-17067
Iron (Fe)	NA	EPA 6020m	23600	µg/dry g	1	5	08-Oct-07	09-Oct-07	27221c-17067
Lead (Pb)	NA	EPA 6020m	42.77	µg/dry g	0.025	0.05	08-Oct-07	09-Oct-07	27221c-17067
Manganese (Mn)	NA	EPA 6020m	183.9	µg/dry g	0.025	0.05	08-Oct-07	09-Oct-07	27221c-17067
Molybdenum (Mo)	NA	EPA 6020m	0.783	µg/dry g	0.025	0.05	08-Oct-07	09-Oct-07	27221c-17067
Nickel (Ni)	NA	EPA 6020m	18.67	µg/dry g	0.025	0.05	08-Oct-07	09-Oct-07	27221c-17067
Selenium (Se)	NA	EPA 6020m	0.463	µg/dry g	0.025	0.05	08-Oct-07	09-Oct-07	27221c-17067
Silver (Ag)	NA	EPA 6020m	0.596	µg/dry g	0.025	0.05	08-Oct-07	09-Oct-07	27221c-17067
Strontium (Sr)	NA	EPA 6020m	65.35	µg/dry g	0.025	0.05	08-Oct-07	09-Oct-07	27221c-17067
Thallium (Tl)	NA	EPA 6020m	0.212	µg/dry g	0.025	0.05	08-Oct-07	09-Oct-07	27221c-17067
Tin (Sn)	NA	EPA 6020m	2.38	µg/dry g	0.025	0.05	08-Oct-07	09-Oct-07	27221c-17067
Titanium (Ti)	NA	EPA 6020m	780.6	µg/dry g	0.025	0.05	08-Oct-07	09-Oct-07	27221c-17067
Vanadium (V)	NA	EPA 6020m	38.17	µg/dry g	0.025	0.05	08-Oct-07	09-Oct-07	27221c-17067
Zinc (Zn)	NA	EPA 6020m	160.9	µg/dry g	0.025	0.05	08-Oct-07	09-Oct-07	27221c-17067

MDL= Method Detection Limit (CFR 40 Part 136); RL= Reporting Limit; J= Estimated Value below the RL and above the MDL; ND= Not Detected; NA= Not Applicable; MI = Matrix Interference

California ELAP Certificate # 2261
57252 R2

CRG Marine Laboratories, Inc.

2020 Del Amo Blvd., Suite 200, Torrance, CA 90501-1206 (310) 533-5190 FAX (310) 533-5003 crglabs@sbcglobal.net

Trace Metals

Client: *Weston Solutions*

CRG Project ID: *27221c*

CRG ID#: 57253

Sample: MC-2

Date Sampled: 17-Sep-07 15:50

Replicate #: R1

Description: LADPW MDR

Date Received: 19-Sep-07

DILUTION FACTOR: 1

Matrix: Sediment

CONSTITUENT	FRACTION	METHOD	RESULT	UNITS	MDL	RL	DATE PROCESSED	DATE ANALYZED	BATCH ID
Aluminum (Al)	NA	EPA 6020m	18320	µg/dry g	1	5	08-Oct-07	09-Oct-07	27221c-17067
Antimony (Sb)	NA	EPA 6020m	0.333	µg/dry g	0.025	0.05	08-Oct-07	09-Oct-07	27221c-17067
Arsenic (As)	NA	EPA 6020m	6.808	µg/dry g	0.025	0.05	08-Oct-07	09-Oct-07	27221c-17067
Barium (Ba)	NA	EPA 6020m	118.4	µg/dry g	0.025	0.05	08-Oct-07	09-Oct-07	27221c-17067
Beryllium (Be)	NA	EPA 6020m	0.611	µg/dry g	0.025	0.05	08-Oct-07	09-Oct-07	27221c-17067
Cadmium (Cd)	NA	EPA 6020m	0.333	µg/dry g	0.025	0.05	08-Oct-07	09-Oct-07	27221c-17067
Chromium (Cr)	NA	EPA 6020m	42.44	µg/dry g	0.025	0.05	08-Oct-07	09-Oct-07	27221c-17067
Cobalt (Co)	NA	EPA 6020m	10.16	µg/dry g	0.025	0.05	08-Oct-07	09-Oct-07	27221c-17067
Copper (Cu)	NA	EPA 6020m	184.5	µg/dry g	0.025	0.05	08-Oct-07	09-Oct-07	27221c-17067
Iron (Fe)	NA	EPA 6020m	33250	µg/dry g	1	5	08-Oct-07	09-Oct-07	27221c-17067
Lead (Pb)	NA	EPA 6020m	62.07	µg/dry g	0.025	0.05	08-Oct-07	09-Oct-07	27221c-17067
Manganese (Mn)	NA	EPA 6020m	251	µg/dry g	0.025	0.05	08-Oct-07	09-Oct-07	27221c-17067
Molybdenum (Mo)	NA	EPA 6020m	0.965	µg/dry g	0.025	0.05	08-Oct-07	09-Oct-07	27221c-17067
Nickel (Ni)	NA	EPA 6020m	26.59	µg/dry g	0.025	0.05	08-Oct-07	09-Oct-07	27221c-17067
Selenium (Se)	NA	EPA 6020m	0.666	µg/dry g	0.025	0.05	08-Oct-07	09-Oct-07	27221c-17067
Silver (Ag)	NA	EPA 6020m	1.318	µg/dry g	0.025	0.05	08-Oct-07	09-Oct-07	27221c-17067
Strontium (Sr)	NA	EPA 6020m	63.58	µg/dry g	0.025	0.05	08-Oct-07	09-Oct-07	27221c-17067
Thallium (Tl)	NA	EPA 6020m	0.297	µg/dry g	0.025	0.05	08-Oct-07	09-Oct-07	27221c-17067
Tin (Sn)	NA	EPA 6020m	3.482	µg/dry g	0.025	0.05	08-Oct-07	09-Oct-07	27221c-17067
Titanium (Ti)	NA	EPA 6020m	999.1	µg/dry g	0.025	0.05	08-Oct-07	09-Oct-07	27221c-17067
Vanadium (V)	NA	EPA 6020m	57.64	µg/dry g	0.025	0.05	08-Oct-07	09-Oct-07	27221c-17067
Zinc (Zn)	NA	EPA 6020m	219.6	µg/dry g	0.025	0.05	08-Oct-07	09-Oct-07	27221c-17067

MDL= Method Detection Limit (CFR 40 Part 136); RL= Reporting Limit; J= Estimated Value below the RL and above the MDL; ND= Not Detected; NA= Not Applicable; MI = Matrix Interference

California ELAP Certificate # 2261
57253 R1

CRG Marine Laboratories, Inc.

2020 Del Amo Blvd., Suite 200, Torrance, CA 90501-1206 (310) 533-5190 FAX (310) 533-5003 crglabs@sbcglobal.net

Trace Metals

Client: *Weston Solutions*

CRG Project ID: *27221c*

CRG ID#: 57254

Sample: MC-1

Date Sampled: 17-Sep-07 16:40

Replicate #: R1

Description: LADPW MDR

Date Received: 19-Sep-07

DILUTION FACTOR: 1

Matrix: Sediment

CONSTITUENT	FRACTION	METHOD	RESULT	UNITS	MDL	RL	DATE PROCESSED	DATE ANALYZED	BATCH ID
Aluminum (Al)	NA	EPA 6020m	21080	µg/dry g	1	5	08-Oct-07	09-Oct-07	27221c-17067
Antimony (Sb)	NA	EPA 6020m	0.336	µg/dry g	0.025	0.05	08-Oct-07	09-Oct-07	27221c-17067
Arsenic (As)	NA	EPA 6020m	8.403	µg/dry g	0.025	0.05	08-Oct-07	09-Oct-07	27221c-17067
Barium (Ba)	NA	EPA 6020m	127.6	µg/dry g	0.025	0.05	08-Oct-07	09-Oct-07	27221c-17067
Beryllium (Be)	NA	EPA 6020m	0.679	µg/dry g	0.025	0.05	08-Oct-07	09-Oct-07	27221c-17067
Cadmium (Cd)	NA	EPA 6020m	0.351	µg/dry g	0.025	0.05	08-Oct-07	09-Oct-07	27221c-17067
Chromium (Cr)	NA	EPA 6020m	48.93	µg/dry g	0.025	0.05	08-Oct-07	09-Oct-07	27221c-17067
Cobalt (Co)	NA	EPA 6020m	11.21	µg/dry g	0.025	0.05	08-Oct-07	09-Oct-07	27221c-17067
Copper (Cu)	NA	EPA 6020m	221.2	µg/dry g	0.025	0.05	08-Oct-07	09-Oct-07	27221c-17067
Iron (Fe)	NA	EPA 6020m	38270	µg/dry g	1	5	08-Oct-07	09-Oct-07	27221c-17067
Lead (Pb)	NA	EPA 6020m	65.85	µg/dry g	0.025	0.05	08-Oct-07	09-Oct-07	27221c-17067
Manganese (Mn)	NA	EPA 6020m	266.9	µg/dry g	0.025	0.05	08-Oct-07	09-Oct-07	27221c-17067
Molybdenum (Mo)	NA	EPA 6020m	1.212	µg/dry g	0.025	0.05	08-Oct-07	09-Oct-07	27221c-17067
Nickel (Ni)	NA	EPA 6020m	29.09	µg/dry g	0.025	0.05	08-Oct-07	09-Oct-07	27221c-17067
Selenium (Se)	NA	EPA 6020m	0.788	µg/dry g	0.025	0.05	08-Oct-07	09-Oct-07	27221c-17067
Silver (Ag)	NA	EPA 6020m	1.384	µg/dry g	0.025	0.05	08-Oct-07	09-Oct-07	27221c-17067
Strontium (Sr)	NA	EPA 6020m	70.38	µg/dry g	0.025	0.05	08-Oct-07	09-Oct-07	27221c-17067
Thallium (Tl)	NA	EPA 6020m	0.309	µg/dry g	0.025	0.05	08-Oct-07	09-Oct-07	27221c-17067
Tin (Sn)	NA	EPA 6020m	3.41	µg/dry g	0.025	0.05	08-Oct-07	09-Oct-07	27221c-17067
Titanium (Ti)	NA	EPA 6020m	1146	µg/dry g	0.025	0.05	08-Oct-07	09-Oct-07	27221c-17067
Vanadium (V)	NA	EPA 6020m	66.59	µg/dry g	0.025	0.05	08-Oct-07	09-Oct-07	27221c-17067
Zinc (Zn)	NA	EPA 6020m	246.9	µg/dry g	0.025	0.05	08-Oct-07	09-Oct-07	27221c-17067

MDL= Method Detection Limit (CFR 40 Part 136); RL= Reporting Limit; J= Estimated Value below the RL and above the MDL; ND= Not Detected; NA= Not Applicable; MI = Matrix Interference

California ELAP Certificate # 2261
57254 R1

CRG Marine Laboratories, Inc.

2020 Del Amo Blvd., Suite 200, Torrance, CA 90501-1206 (310) 533-5190 FAX (310) 533-5003 crglabs@sbcglobal.net

Trace Metals

Client: *Weston Solutions*

CRG Project ID: *27221c*

CRG ID#: 57255

Sample: F-1

Date Sampled: 17-Sep-07 17:20

Replicate #: R1

Description: LADPW MDR

Date Received: 19-Sep-07

DILUTION FACTOR: 1

Matrix: Sediment

CONSTITUENT	FRACTION	METHOD	RESULT	UNITS	MDL	RL	DATE PROCESSED	DATE ANALYZED	BATCH ID
Aluminum (Al)	NA	EPA 6020m	27590	µg/dry g	1	5	08-Oct-07	09-Oct-07	27221c-17067
Antimony (Sb)	NA	EPA 6020m	0.39	µg/dry g	0.025	0.05	08-Oct-07	09-Oct-07	27221c-17067
Arsenic (As)	NA	EPA 6020m	9.741	µg/dry g	0.025	0.05	08-Oct-07	09-Oct-07	27221c-17067
Barium (Ba)	NA	EPA 6020m	133.5	µg/dry g	0.025	0.05	08-Oct-07	09-Oct-07	27221c-17067
Beryllium (Be)	NA	EPA 6020m	0.86	µg/dry g	0.025	0.05	08-Oct-07	09-Oct-07	27221c-17067
Cadmium (Cd)	NA	EPA 6020m	0.365	µg/dry g	0.025	0.05	08-Oct-07	09-Oct-07	27221c-17067
Chromium (Cr)	NA	EPA 6020m	63.74	µg/dry g	0.025	0.05	08-Oct-07	09-Oct-07	27221c-17067
Cobalt (Co)	NA	EPA 6020m	12.54	µg/dry g	0.025	0.05	08-Oct-07	09-Oct-07	27221c-17067
Copper (Cu)	NA	EPA 6020m	382	µg/dry g	0.025	0.05	08-Oct-07	09-Oct-07	27221c-17067
Iron (Fe)	NA	EPA 6020m	49240	µg/dry g	1	5	08-Oct-07	09-Oct-07	27221c-17067
Lead (Pb)	NA	EPA 6020m	95.54	µg/dry g	0.025	0.05	08-Oct-07	09-Oct-07	27221c-17067
Manganese (Mn)	NA	EPA 6020m	283.5	µg/dry g	0.025	0.05	08-Oct-07	09-Oct-07	27221c-17067
Molybdenum (Mo)	NA	EPA 6020m	1.573	µg/dry g	0.025	0.05	08-Oct-07	09-Oct-07	27221c-17067
Nickel (Ni)	NA	EPA 6020m	34.81	µg/dry g	0.025	0.05	08-Oct-07	09-Oct-07	27221c-17067
Selenium (Se)	NA	EPA 6020m	0.923	µg/dry g	0.025	0.05	08-Oct-07	09-Oct-07	27221c-17067
Silver (Ag)	NA	EPA 6020m	1.856	µg/dry g	0.025	0.05	08-Oct-07	09-Oct-07	27221c-17067
Strontium (Sr)	NA	EPA 6020m	71.03	µg/dry g	0.025	0.05	08-Oct-07	09-Oct-07	27221c-17067
Thallium (Tl)	NA	EPA 6020m	0.354	µg/dry g	0.025	0.05	08-Oct-07	09-Oct-07	27221c-17067
Tin (Sn)	NA	EPA 6020m	4.766	µg/dry g	0.025	0.05	08-Oct-07	09-Oct-07	27221c-17067
Titanium (Ti)	NA	EPA 6020m	1296	µg/dry g	0.025	0.05	08-Oct-07	09-Oct-07	27221c-17067
Vanadium (V)	NA	EPA 6020m	83.71	µg/dry g	0.025	0.05	08-Oct-07	09-Oct-07	27221c-17067
Zinc (Zn)	NA	EPA 6020m	384.5	µg/dry g	0.025	0.05	08-Oct-07	09-Oct-07	27221c-17067

MDL= Method Detection Limit (CFR 40 Part 136); RL= Reporting Limit; J= Estimated Value below the RL and above the MDL; ND= Not Detected; NA= Not Applicable; MI = Matrix Interference

California ELAP Certificate # 2261
57255 R1

CRG Marine Laboratories, Inc.

2020 Del Amo Blvd., Suite 200, Torrance, CA 90501-1206 (310) 533-5190 FAX (310) 533-5003 crglabs@sbcglobal.net

Trace Metals

Client: *Weston Solutions*

CRG Project ID: *27221c*

CRG ID#: 57256

Sample: MC-5

Date Sampled: 18-Sep-07 07:50

Replicate #: R1

Description: LADPW MDR

Date Received: 19-Sep-07

DILUTION FACTOR: 1

Matrix: Sediment

CONSTITUENT	FRACTION	METHOD	RESULT	UNITS	MDL	RL	DATE PROCESSED	DATE ANALYZED	BATCH ID
Aluminum (Al)	NA	EPA 6020m	19580	µg/dry g	1	5	08-Oct-07	09-Oct-07	27221c-17067
Antimony (Sb)	NA	EPA 6020m	0.509	µg/dry g	0.025	0.05	08-Oct-07	09-Oct-07	27221c-17067
Arsenic (As)	NA	EPA 6020m	11.03	µg/dry g	0.025	0.05	08-Oct-07	09-Oct-07	27221c-17067
Barium (Ba)	NA	EPA 6020m	118.8	µg/dry g	0.025	0.05	08-Oct-07	09-Oct-07	27221c-17067
Beryllium (Be)	NA	EPA 6020m	0.612	µg/dry g	0.025	0.05	08-Oct-07	09-Oct-07	27221c-17067
Cadmium (Cd)	NA	EPA 6020m	1.146	µg/dry g	0.025	0.05	08-Oct-07	09-Oct-07	27221c-17067
Chromium (Cr)	NA	EPA 6020m	62.7	µg/dry g	0.025	0.05	08-Oct-07	09-Oct-07	27221c-17067
Cobalt (Co)	NA	EPA 6020m	8.944	µg/dry g	0.025	0.05	08-Oct-07	09-Oct-07	27221c-17067
Copper (Cu)	NA	EPA 6020m	146.4	µg/dry g	0.025	0.05	08-Oct-07	09-Oct-07	27221c-17067
Iron (Fe)	NA	EPA 6020m	39960	µg/dry g	1	5	08-Oct-07	09-Oct-07	27221c-17067
Lead (Pb)	NA	EPA 6020m	123	µg/dry g	0.025	0.05	08-Oct-07	09-Oct-07	27221c-17067
Manganese (Mn)	NA	EPA 6020m	243.4	µg/dry g	0.025	0.05	08-Oct-07	09-Oct-07	27221c-17067
Molybdenum (Mo)	NA	EPA 6020m	1.628	µg/dry g	0.025	0.05	08-Oct-07	09-Oct-07	27221c-17067
Nickel (Ni)	NA	EPA 6020m	31.73	µg/dry g	0.025	0.05	08-Oct-07	09-Oct-07	27221c-17067
Selenium (Se)	NA	EPA 6020m	0.935	µg/dry g	0.025	0.05	08-Oct-07	09-Oct-07	27221c-17067
Silver (Ag)	NA	EPA 6020m	4.639	µg/dry g	0.025	0.05	08-Oct-07	09-Oct-07	27221c-17067
Strontium (Sr)	NA	EPA 6020m	68.38	µg/dry g	0.025	0.05	08-Oct-07	09-Oct-07	27221c-17067
Thallium (Tl)	NA	EPA 6020m	0.326	µg/dry g	0.025	0.05	08-Oct-07	09-Oct-07	27221c-17067
Tin (Sn)	NA	EPA 6020m	5.05	µg/dry g	0.025	0.05	08-Oct-07	09-Oct-07	27221c-17067
Titanium (Ti)	NA	EPA 6020m	972.1	µg/dry g	0.025	0.05	08-Oct-07	09-Oct-07	27221c-17067
Vanadium (V)	NA	EPA 6020m	63.79	µg/dry g	0.025	0.05	08-Oct-07	09-Oct-07	27221c-17067
Zinc (Zn)	NA	EPA 6020m	309	µg/dry g	0.025	0.05	08-Oct-07	09-Oct-07	27221c-17067

MDL= Method Detection Limit (CFR 40 Part 136); RL= Reporting Limit; J= Estimated Value below the RL and above the MDL; ND= Not Detected; NA= Not Applicable; MI = Matrix Interference

California ELAP Certificate # 2261
57256 R1

CRG Marine Laboratories, Inc.

2020 Del Amo Blvd., Suite 200, Torrance, CA 90501-1206 (310) 533-5190 FAX (310) 533-5003 crglabs@sbcglobal.net

Trace Metals

Client: *Weston Solutions*

CRG Project ID: *27221c*

CRG ID#: 57257

Sample: MC-3

Date Sampled: 18-Sep-07 09:00

Replicate #: R1

Description: LADPW MDR

Date Received: 19-Sep-07

DILUTION FACTOR: 1

Matrix: Sediment

CONSTITUENT	FRACTION	METHOD	RESULT	UNITS	MDL	RL	DATE PROCESSED	DATE ANALYZED	BATCH ID
Aluminum (Al)	NA	EPA 6020m	21540	µg/dry g	1	5	08-Oct-07	09-Oct-07	27221c-17067
Antimony (Sb)	NA	EPA 6020m	0.363	µg/dry g	0.025	0.05	08-Oct-07	09-Oct-07	27221c-17067
Arsenic (As)	NA	EPA 6020m	9.965	µg/dry g	0.025	0.05	08-Oct-07	09-Oct-07	27221c-17067
Barium (Ba)	NA	EPA 6020m	120.8	µg/dry g	0.025	0.05	08-Oct-07	09-Oct-07	27221c-17067
Beryllium (Be)	NA	EPA 6020m	0.709	µg/dry g	0.025	0.05	08-Oct-07	09-Oct-07	27221c-17067
Cadmium (Cd)	NA	EPA 6020m	0.448	µg/dry g	0.025	0.05	08-Oct-07	09-Oct-07	27221c-17067
Chromium (Cr)	NA	EPA 6020m	59.45	µg/dry g	0.025	0.05	08-Oct-07	09-Oct-07	27221c-17067
Cobalt (Co)	NA	EPA 6020m	10.49	µg/dry g	0.025	0.05	08-Oct-07	09-Oct-07	27221c-17067
Copper (Cu)	NA	EPA 6020m	232	µg/dry g	0.025	0.05	08-Oct-07	09-Oct-07	27221c-17067
Iron (Fe)	NA	EPA 6020m	41650	µg/dry g	1	5	08-Oct-07	09-Oct-07	27221c-17067
Lead (Pb)	NA	EPA 6020m	97.84	µg/dry g	0.025	0.05	08-Oct-07	09-Oct-07	27221c-17067
Manganese (Mn)	NA	EPA 6020m	259.6	µg/dry g	0.025	0.05	08-Oct-07	09-Oct-07	27221c-17067
Molybdenum (Mo)	NA	EPA 6020m	1.267	µg/dry g	0.025	0.05	08-Oct-07	09-Oct-07	27221c-17067
Nickel (Ni)	NA	EPA 6020m	31.28	µg/dry g	0.025	0.05	08-Oct-07	09-Oct-07	27221c-17067
Selenium (Se)	NA	EPA 6020m	0.857	µg/dry g	0.025	0.05	08-Oct-07	09-Oct-07	27221c-17067
Silver (Ag)	NA	EPA 6020m	3.474	µg/dry g	0.025	0.05	08-Oct-07	09-Oct-07	27221c-17067
Strontium (Sr)	NA	EPA 6020m	69.91	µg/dry g	0.025	0.05	08-Oct-07	09-Oct-07	27221c-17067
Thallium (Tl)	NA	EPA 6020m	0.317	µg/dry g	0.025	0.05	08-Oct-07	09-Oct-07	27221c-17067
Tin (Sn)	NA	EPA 6020m	4.167	µg/dry g	0.025	0.05	08-Oct-07	09-Oct-07	27221c-17067
Titanium (Ti)	NA	EPA 6020m	1050	µg/dry g	0.025	0.05	08-Oct-07	09-Oct-07	27221c-17067
Vanadium (V)	NA	EPA 6020m	69.17	µg/dry g	0.025	0.05	08-Oct-07	09-Oct-07	27221c-17067
Zinc (Zn)	NA	EPA 6020m	301	µg/dry g	0.025	0.05	08-Oct-07	09-Oct-07	27221c-17067

MDL= Method Detection Limit (CFR 40 Part 136); RL= Reporting Limit; J= Estimated Value below the RL and above the MDL; ND= Not Detected; NA= Not Applicable; MI = Matrix Interference

California ELAP Certificate # 2261
57257 R1

CRG Marine Laboratories, Inc.

2020 Del Amo Blvd., Suite 200, Torrance, CA 90501-1206 (310) 533-5190 FAX (310) 533-5003 crglabs@sbcglobal.net

Trace Metals

Client: *Weston Solutions*

CRG Project ID: *27221c*

CRG ID#: 57258

Sample: E-1

Date Sampled: 18-Sep-07 09:45

Replicate #: R1

Description: LADPW MDR

Date Received: 19-Sep-07

DILUTION FACTOR: 1

Matrix: Sediment

CONSTITUENT	FRACTION	METHOD	RESULT	UNITS	MDL	RL	DATE PROCESSED	DATE ANALYZED	BATCH ID
Aluminum (Al)	NA	EPA 6020m	22710	µg/dry g	1	5	08-Oct-07	09-Oct-07	27221c-17067
Antimony (Sb)	NA	EPA 6020m	0.399	µg/dry g	0.025	0.05	08-Oct-07	09-Oct-07	27221c-17067
Arsenic (As)	NA	EPA 6020m	8.951	µg/dry g	0.025	0.05	08-Oct-07	09-Oct-07	27221c-17067
Barium (Ba)	NA	EPA 6020m	137.2	µg/dry g	0.025	0.05	08-Oct-07	09-Oct-07	27221c-17067
Beryllium (Be)	NA	EPA 6020m	0.768	µg/dry g	0.025	0.05	08-Oct-07	09-Oct-07	27221c-17067
Cadmium (Cd)	NA	EPA 6020m	0.366	µg/dry g	0.025	0.05	08-Oct-07	09-Oct-07	27221c-17067
Chromium (Cr)	NA	EPA 6020m	54.01	µg/dry g	0.025	0.05	08-Oct-07	09-Oct-07	27221c-17067
Cobalt (Co)	NA	EPA 6020m	11.84	µg/dry g	0.025	0.05	08-Oct-07	09-Oct-07	27221c-17067
Copper (Cu)	NA	EPA 6020m	286.9	µg/dry g	0.025	0.05	08-Oct-07	09-Oct-07	27221c-17067
Iron (Fe)	NA	EPA 6020m	40070	µg/dry g	1	5	08-Oct-07	09-Oct-07	27221c-17067
Lead (Pb)	NA	EPA 6020m	63.23	µg/dry g	0.025	0.05	08-Oct-07	09-Oct-07	27221c-17067
Manganese (Mn)	NA	EPA 6020m	267.7	µg/dry g	0.025	0.05	08-Oct-07	09-Oct-07	27221c-17067
Molybdenum (Mo)	NA	EPA 6020m	1.4	µg/dry g	0.025	0.05	08-Oct-07	09-Oct-07	27221c-17067
Nickel (Ni)	NA	EPA 6020m	31.99	µg/dry g	0.025	0.05	08-Oct-07	09-Oct-07	27221c-17067
Selenium (Se)	NA	EPA 6020m	0.961	µg/dry g	0.025	0.05	08-Oct-07	09-Oct-07	27221c-17067
Silver (Ag)	NA	EPA 6020m	1.349	µg/dry g	0.025	0.05	08-Oct-07	09-Oct-07	27221c-17067
Strontium (Sr)	NA	EPA 6020m	68.56	µg/dry g	0.025	0.05	08-Oct-07	09-Oct-07	27221c-17067
Thallium (Tl)	NA	EPA 6020m	0.343	µg/dry g	0.025	0.05	08-Oct-07	09-Oct-07	27221c-17067
Tin (Sn)	NA	EPA 6020m	3.548	µg/dry g	0.025	0.05	08-Oct-07	09-Oct-07	27221c-17067
Titanium (Ti)	NA	EPA 6020m	1188	µg/dry g	0.025	0.05	08-Oct-07	09-Oct-07	27221c-17067
Vanadium (V)	NA	EPA 6020m	74.41	µg/dry g	0.025	0.05	08-Oct-07	09-Oct-07	27221c-17067
Zinc (Zn)	NA	EPA 6020m	293.7	µg/dry g	0.025	0.05	08-Oct-07	09-Oct-07	27221c-17067

MDL= Method Detection Limit (CFR 40 Part 136); RL= Reporting Limit; J= Estimated Value below the RL and above the MDL; ND= Not Detected; NA= Not Applicable; MI = Matrix Interference

California ELAP Certificate # 2261
57258 R1

CRG Marine Laboratories, Inc.

2020 Del Amo Blvd., Suite 200, Torrance, CA 90501-1206 (310) 533-5190 FAX (310) 533-5003 crglabs@sbcglobal.net

Trace Metals

Client: *Weston Solutions*

CRG Project ID: *27221c*

CRG ID#: 57259

Sample: G-2

Date Sampled: 18-Sep-07 11:45

Replicate #: R1

Description: LADPW MDR

Date Received: 19-Sep-07

DILUTION FACTOR: 1

Matrix: Sediment

CONSTITUENT	FRACTION	METHOD	RESULT	UNITS	MDL	RL	DATE PROCESSED	DATE ANALYZED	BATCH ID
Aluminum (Al)	NA	EPA 6020m	23960	µg/dry g	1	5	08-Oct-07	09-Oct-07	27221c-17067
Antimony (Sb)	NA	EPA 6020m	0.41	µg/dry g	0.025	0.05	08-Oct-07	09-Oct-07	27221c-17067
Arsenic (As)	NA	EPA 6020m	10.07	µg/dry g	0.025	0.05	08-Oct-07	09-Oct-07	27221c-17067
Barium (Ba)	NA	EPA 6020m	120.8	µg/dry g	0.025	0.05	08-Oct-07	09-Oct-07	27221c-17067
Beryllium (Be)	NA	EPA 6020m	0.791	µg/dry g	0.025	0.05	08-Oct-07	09-Oct-07	27221c-17067
Cadmium (Cd)	NA	EPA 6020m	0.357	µg/dry g	0.025	0.05	08-Oct-07	09-Oct-07	27221c-17067
Chromium (Cr)	NA	EPA 6020m	62.35	µg/dry g	0.025	0.05	08-Oct-07	09-Oct-07	27221c-17067
Cobalt (Co)	NA	EPA 6020m	11.6	µg/dry g	0.025	0.05	08-Oct-07	09-Oct-07	27221c-17067
Copper (Cu)	NA	EPA 6020m	331.7	µg/dry g	0.025	0.05	08-Oct-07	09-Oct-07	27221c-17067
Iron (Fe)	NA	EPA 6020m	41600	µg/dry g	1	5	08-Oct-07	09-Oct-07	27221c-17067
Lead (Pb)	NA	EPA 6020m	105.2	µg/dry g	0.025	0.05	08-Oct-07	09-Oct-07	27221c-17067
Manganese (Mn)	NA	EPA 6020m	255.1	µg/dry g	0.025	0.05	08-Oct-07	09-Oct-07	27221c-17067
Molybdenum (Mo)	NA	EPA 6020m	1.504	µg/dry g	0.025	0.05	08-Oct-07	09-Oct-07	27221c-17067
Nickel (Ni)	NA	EPA 6020m	33.6	µg/dry g	0.025	0.05	08-Oct-07	09-Oct-07	27221c-17067
Selenium (Se)	NA	EPA 6020m	0.844	µg/dry g	0.025	0.05	08-Oct-07	09-Oct-07	27221c-17067
Silver (Ag)	NA	EPA 6020m	1.829	µg/dry g	0.025	0.05	08-Oct-07	09-Oct-07	27221c-17067
Strontium (Sr)	NA	EPA 6020m	61.7	µg/dry g	0.025	0.05	08-Oct-07	09-Oct-07	27221c-17067
Thallium (Tl)	NA	EPA 6020m	0.338	µg/dry g	0.025	0.05	08-Oct-07	09-Oct-07	27221c-17067
Tin (Sn)	NA	EPA 6020m	4.556	µg/dry g	0.025	0.05	08-Oct-07	09-Oct-07	27221c-17067
Titanium (Ti)	NA	EPA 6020m	1148	µg/dry g	0.025	0.05	08-Oct-07	09-Oct-07	27221c-17067
Vanadium (V)	NA	EPA 6020m	78.83	µg/dry g	0.025	0.05	08-Oct-07	09-Oct-07	27221c-17067
Zinc (Zn)	NA	EPA 6020m	323.5	µg/dry g	0.025	0.05	08-Oct-07	09-Oct-07	27221c-17067

MDL= Method Detection Limit (CFR 40 Part 136); RL= Reporting Limit; J= Estimated Value below the RL and above the MDL; ND= Not Detected; NA= Not Applicable; MI = Matrix Interference

California ELAP Certificate # 2261
57259 R1

CRG Marine Laboratories, Inc.

2020 Del Amo Blvd., Suite 200, Torrance, CA 90501-1206 (310) 533-5190 FAX (310) 533-5003 crglabs@sbcglobal.net

Trace Metals

Client: *Weston Solutions*

CRG Project ID: *27221c*

CRG ID#: 57260

Sample: C-2

Date Sampled: 18-Sep-07 12:10

Replicate #: R1

Description: LADPW MDR

Date Received: 19-Sep-07

DILUTION FACTOR: 1

Matrix: Sediment

CONSTITUENT	FRACTION	METHOD	RESULT	UNITS	MDL	RL	DATE PROCESSED	DATE ANALYZED	BATCH ID
Aluminum (Al)	NA	EPA 6020m	16980	µg/dry g	1	5	08-Oct-07	09-Oct-07	27221c-17067
Antimony (Sb)	NA	EPA 6020m	0.257	µg/dry g	0.025	0.05	08-Oct-07	09-Oct-07	27221c-17067
Arsenic (As)	NA	EPA 6020m	8.645	µg/dry g	0.025	0.05	08-Oct-07	09-Oct-07	27221c-17067
Barium (Ba)	NA	EPA 6020m	70.67	µg/dry g	0.025	0.05	08-Oct-07	09-Oct-07	27221c-17067
Beryllium (Be)	NA	EPA 6020m	0.566	µg/dry g	0.025	0.05	08-Oct-07	09-Oct-07	27221c-17067
Cadmium (Cd)	NA	EPA 6020m	0.293	µg/dry g	0.025	0.05	08-Oct-07	09-Oct-07	27221c-17067
Chromium (Cr)	NA	EPA 6020m	44.31	µg/dry g	0.025	0.05	08-Oct-07	09-Oct-07	27221c-17067
Cobalt (Co)	NA	EPA 6020m	8.393	µg/dry g	0.025	0.05	08-Oct-07	09-Oct-07	27221c-17067
Copper (Cu)	NA	EPA 6020m	251.9	µg/dry g	0.025	0.05	08-Oct-07	09-Oct-07	27221c-17067
Iron (Fe)	NA	EPA 6020m	33850	µg/dry g	1	5	08-Oct-07	09-Oct-07	27221c-17067
Lead (Pb)	NA	EPA 6020m	64.7	µg/dry g	0.025	0.05	08-Oct-07	09-Oct-07	27221c-17067
Manganese (Mn)	NA	EPA 6020m	196.3	µg/dry g	0.025	0.05	08-Oct-07	09-Oct-07	27221c-17067
Molybdenum (Mo)	NA	EPA 6020m	1.048	µg/dry g	0.025	0.05	08-Oct-07	09-Oct-07	27221c-17067
Nickel (Ni)	NA	EPA 6020m	25.88	µg/dry g	0.025	0.05	08-Oct-07	09-Oct-07	27221c-17067
Selenium (Se)	NA	EPA 6020m	0.605	µg/dry g	0.025	0.05	08-Oct-07	09-Oct-07	27221c-17067
Silver (Ag)	NA	EPA 6020m	0.916	µg/dry g	0.025	0.05	08-Oct-07	09-Oct-07	27221c-17067
Strontium (Sr)	NA	EPA 6020m	52.94	µg/dry g	0.025	0.05	08-Oct-07	09-Oct-07	27221c-17067
Thallium (Tl)	NA	EPA 6020m	0.247	µg/dry g	0.025	0.05	08-Oct-07	09-Oct-07	27221c-17067
Tin (Sn)	NA	EPA 6020m	2.989	µg/dry g	0.025	0.05	08-Oct-07	09-Oct-07	27221c-17067
Titanium (Ti)	NA	EPA 6020m	804.1	µg/dry g	0.025	0.05	08-Oct-07	09-Oct-07	27221c-17067
Vanadium (V)	NA	EPA 6020m	56.47	µg/dry g	0.025	0.05	08-Oct-07	09-Oct-07	27221c-17067
Zinc (Zn)	NA	EPA 6020m	286.7	µg/dry g	0.025	0.05	08-Oct-07	09-Oct-07	27221c-17067

MDL= Method Detection Limit (CFR 40 Part 136); RL= Reporting Limit; J= Estimated Value below the RL and above the MDL; ND= Not Detected; NA= Not Applicable; MI = Matrix Interference

California ELAP Certificate # 2261
57260 R1

CRG Marine Laboratories, Inc.

2020 Del Amo Blvd., Suite 200, Torrance, CA 90501-1206 (310) 533-5190 FAX (310) 533-5003 crglabs@sbcglobal.net

Trace Metals

Client: *Weston Solutions*

CRG Project ID: *27221c*

CRG ID#: 57261

Sample: B-2

Date Sampled: 18-Sep-07 14:17

Replicate #: R1

Description: LADPW MDR

Date Received: 19-Sep-07

DILUTION FACTOR: 1

Matrix: Sediment

CONSTITUENT	FRACTION	METHOD	RESULT	UNITS	MDL	RL	DATE PROCESSED	DATE ANALYZED	BATCH ID
Aluminum (Al)	NA	EPA 6020m	25490	µg/dry g	1	5	08-Oct-07	09-Oct-07	27221c-17067
Antimony (Sb)	NA	EPA 6020m	0.426	µg/dry g	0.025	0.05	08-Oct-07	09-Oct-07	27221c-17067
Arsenic (As)	NA	EPA 6020m	13.82	µg/dry g	0.025	0.05	08-Oct-07	09-Oct-07	27221c-17067
Barium (Ba)	NA	EPA 6020m	114.2	µg/dry g	0.025	0.05	08-Oct-07	09-Oct-07	27221c-17067
Beryllium (Be)	NA	EPA 6020m	0.846	µg/dry g	0.025	0.05	08-Oct-07	09-Oct-07	27221c-17067
Cadmium (Cd)	NA	EPA 6020m	0.366	µg/dry g	0.025	0.05	08-Oct-07	09-Oct-07	27221c-17067
Chromium (Cr)	NA	EPA 6020m	66.15	µg/dry g	0.025	0.05	08-Oct-07	09-Oct-07	27221c-17067
Cobalt (Co)	NA	EPA 6020m	11.62	µg/dry g	0.025	0.05	08-Oct-07	09-Oct-07	27221c-17067
Copper (Cu)	NA	EPA 6020m	376.3	µg/dry g	0.025	0.05	08-Oct-07	09-Oct-07	27221c-17067
Iron (Fe)	NA	EPA 6020m	49340	µg/dry g	1	5	08-Oct-07	09-Oct-07	27221c-17067
Lead (Pb)	NA	EPA 6020m	116.9	µg/dry g	0.025	0.05	08-Oct-07	09-Oct-07	27221c-17067
Manganese (Mn)	NA	EPA 6020m	284.8	µg/dry g	0.025	0.05	08-Oct-07	09-Oct-07	27221c-17067
Molybdenum (Mo)	NA	EPA 6020m	1.566	µg/dry g	0.025	0.05	08-Oct-07	09-Oct-07	27221c-17067
Nickel (Ni)	NA	EPA 6020m	35.53	µg/dry g	0.025	0.05	08-Oct-07	09-Oct-07	27221c-17067
Selenium (Se)	NA	EPA 6020m	0.997	µg/dry g	0.025	0.05	08-Oct-07	09-Oct-07	27221c-17067
Silver (Ag)	NA	EPA 6020m	1.574	µg/dry g	0.025	0.05	08-Oct-07	09-Oct-07	27221c-17067
Strontium (Sr)	NA	EPA 6020m	89.72	µg/dry g	0.025	0.05	08-Oct-07	09-Oct-07	27221c-17067
Thallium (Tl)	NA	EPA 6020m	0.339	µg/dry g	0.025	0.05	08-Oct-07	09-Oct-07	27221c-17067
Tin (Sn)	NA	EPA 6020m	5.056	µg/dry g	0.025	0.05	08-Oct-07	09-Oct-07	27221c-17067
Titanium (Ti)	NA	EPA 6020m	1169	µg/dry g	0.025	0.05	08-Oct-07	09-Oct-07	27221c-17067
Vanadium (V)	NA	EPA 6020m	83.18	µg/dry g	0.025	0.05	08-Oct-07	09-Oct-07	27221c-17067
Zinc (Zn)	NA	EPA 6020m	404.5	µg/dry g	0.025	0.05	08-Oct-07	09-Oct-07	27221c-17067

MDL= Method Detection Limit (CFR 40 Part 136); RL= Reporting Limit; J= Estimated Value below the RL and above the MDL; ND= Not Detected; NA= Not Applicable; MI = Matrix Interference

California ELAP Certificate # 2261
57261 R1

CRG Marine Laboratories, Inc.

2020 Del Amo Blvd., Suite 200, Torrance, CA 90501-1206 (310) 533-5190 FAX (310) 533-5003 crglabs@sbcglobal.net

Trace Metals

Client: *Weston Solutions*

CRG Project ID: *27221c*

CRG ID#: 57262

Sample: A-2

Date Sampled: 18-Sep-07 15:00

Replicate #: R1

Description: LADPW MDR

Date Received: 19-Sep-07

DILUTION FACTOR: 1

Matrix: Sediment

CONSTITUENT	FRACTION	METHOD	RESULT	UNITS	MDL	RL	DATE PROCESSED	DATE ANALYZED	BATCH ID
Aluminum (Al)	NA	EPA 6020m	14220	µg/dry g	1	5	08-Oct-07	09-Oct-07	27221c-17067
Antimony (Sb)	NA	EPA 6020m	0.277	µg/dry g	0.025	0.05	08-Oct-07	09-Oct-07	27221c-17067
Arsenic (As)	NA	EPA 6020m	6.695	µg/dry g	0.025	0.05	08-Oct-07	09-Oct-07	27221c-17067
Barium (Ba)	NA	EPA 6020m	66.62	µg/dry g	0.025	0.05	08-Oct-07	09-Oct-07	27221c-17067
Beryllium (Be)	NA	EPA 6020m	0.45	µg/dry g	0.025	0.05	08-Oct-07	09-Oct-07	27221c-17067
Cadmium (Cd)	NA	EPA 6020m	0.246	µg/dry g	0.025	0.05	08-Oct-07	09-Oct-07	27221c-17067
Chromium (Cr)	NA	EPA 6020m	37.66	µg/dry g	0.025	0.05	08-Oct-07	09-Oct-07	27221c-17067
Cobalt (Co)	NA	EPA 6020m	6.515	µg/dry g	0.025	0.05	08-Oct-07	09-Oct-07	27221c-17067
Copper (Cu)	NA	EPA 6020m	154.6	µg/dry g	0.025	0.05	08-Oct-07	09-Oct-07	27221c-17067
Iron (Fe)	NA	EPA 6020m	24720	µg/dry g	1	5	08-Oct-07	09-Oct-07	27221c-17067
Lead (Pb)	NA	EPA 6020m	71.17	µg/dry g	0.025	0.05	08-Oct-07	09-Oct-07	27221c-17067
Manganese (Mn)	NA	EPA 6020m	164.4	µg/dry g	0.025	0.05	08-Oct-07	09-Oct-07	27221c-17067
Molybdenum (Mo)	NA	EPA 6020m	1.054	µg/dry g	0.025	0.05	08-Oct-07	09-Oct-07	27221c-17067
Nickel (Ni)	NA	EPA 6020m	20.26	µg/dry g	0.025	0.05	08-Oct-07	09-Oct-07	27221c-17067
Selenium (Se)	NA	EPA 6020m	0.545	µg/dry g	0.025	0.05	08-Oct-07	09-Oct-07	27221c-17067
Silver (Ag)	NA	EPA 6020m	1.157	µg/dry g	0.025	0.05	08-Oct-07	09-Oct-07	27221c-17067
Strontium (Sr)	NA	EPA 6020m	57.17	µg/dry g	0.025	0.05	08-Oct-07	09-Oct-07	27221c-17067
Thallium (Tl)	NA	EPA 6020m	0.214	µg/dry g	0.025	0.05	08-Oct-07	09-Oct-07	27221c-17067
Tin (Sn)	NA	EPA 6020m	2.776	µg/dry g	0.025	0.05	08-Oct-07	09-Oct-07	27221c-17067
Titanium (Ti)	NA	EPA 6020m	685.6	µg/dry g	0.025	0.05	08-Oct-07	09-Oct-07	27221c-17067
Vanadium (V)	NA	EPA 6020m	45.75	µg/dry g	0.025	0.05	08-Oct-07	09-Oct-07	27221c-17067
Zinc (Zn)	NA	EPA 6020m	184.5	µg/dry g	0.025	0.05	08-Oct-07	09-Oct-07	27221c-17067

MDL= Method Detection Limit (CFR 40 Part 136); RL= Reporting Limit; J= Estimated Value below the RL and above the MDL; ND= Not Detected; NA= Not Applicable; MI = Matrix Interference

California ELAP Certificate # 2261
57262 R1

CRG Marine Laboratories, Inc.

2020 Del Amo Blvd., Suite 200, Torrance, CA 90501-1206 (310) 533-5190 FAX (310) 533-5003 crglabs@sbcglobal.net

Trace Metals

Client: *Weston Solutions*

CRG Project ID: *27221c*

CRG ID#: 57263

Sample: MC-4

Date Sampled: 18-Sep-07 15:30

Replicate #: R1

Description: LADPW MDR

Date Received: 19-Sep-07

DILUTION FACTOR: 1

Matrix: Sediment

CONSTITUENT	FRACTION	METHOD	RESULT	UNITS	MDL	RL	DATE PROCESSED	DATE ANALYZED	BATCH ID
Aluminum (Al)	NA	EPA 6020m	16710	µg/dry g	1	5	08-Oct-07	09-Oct-07	27221c-17067
Antimony (Sb)	NA	EPA 6020m	0.366	µg/dry g	0.025	0.05	08-Oct-07	09-Oct-07	27221c-17067
Arsenic (As)	NA	EPA 6020m	7.834	µg/dry g	0.025	0.05	08-Oct-07	09-Oct-07	27221c-17067
Barium (Ba)	NA	EPA 6020m	98.98	µg/dry g	0.025	0.05	08-Oct-07	09-Oct-07	27221c-17067
Beryllium (Be)	NA	EPA 6020m	0.498	µg/dry g	0.025	0.05	08-Oct-07	09-Oct-07	27221c-17067
Cadmium (Cd)	NA	EPA 6020m	0.546	µg/dry g	0.025	0.05	08-Oct-07	09-Oct-07	27221c-17067
Chromium (Cr)	NA	EPA 6020m	44.79	µg/dry g	0.025	0.05	08-Oct-07	09-Oct-07	27221c-17067
Cobalt (Co)	NA	EPA 6020m	8.195	µg/dry g	0.025	0.05	08-Oct-07	09-Oct-07	27221c-17067
Copper (Cu)	NA	EPA 6020m	136.7	µg/dry g	0.025	0.05	08-Oct-07	09-Oct-07	27221c-17067
Iron (Fe)	NA	EPA 6020m	30180	µg/dry g	1	5	08-Oct-07	09-Oct-07	27221c-17067
Lead (Pb)	NA	EPA 6020m	74.46	µg/dry g	0.025	0.05	08-Oct-07	09-Oct-07	27221c-17067
Manganese (Mn)	NA	EPA 6020m	219.1	µg/dry g	0.025	0.05	08-Oct-07	09-Oct-07	27221c-17067
Molybdenum (Mo)	NA	EPA 6020m	1.289	µg/dry g	0.025	0.05	08-Oct-07	09-Oct-07	27221c-17067
Nickel (Ni)	NA	EPA 6020m	24.95	µg/dry g	0.025	0.05	08-Oct-07	09-Oct-07	27221c-17067
Selenium (Se)	NA	EPA 6020m	0.694	µg/dry g	0.025	0.05	08-Oct-07	09-Oct-07	27221c-17067
Silver (Ag)	NA	EPA 6020m	2.522	µg/dry g	0.025	0.05	08-Oct-07	09-Oct-07	27221c-17067
Strontium (Sr)	NA	EPA 6020m	75.75	µg/dry g	0.025	0.05	08-Oct-07	09-Oct-07	27221c-17067
Thallium (Tl)	NA	EPA 6020m	0.274	µg/dry g	0.025	0.05	08-Oct-07	09-Oct-07	27221c-17067
Tin (Sn)	NA	EPA 6020m	3.021	µg/dry g	0.025	0.05	08-Oct-07	09-Oct-07	27221c-17067
Titanium (Ti)	NA	EPA 6020m	930.3	µg/dry g	0.025	0.05	08-Oct-07	09-Oct-07	27221c-17067
Vanadium (V)	NA	EPA 6020m	48.59	µg/dry g	0.025	0.05	08-Oct-07	09-Oct-07	27221c-17067
Zinc (Zn)	NA	EPA 6020m	204.1	µg/dry g	0.025	0.05	08-Oct-07	09-Oct-07	27221c-17067

MDL= Method Detection Limit (CFR 40 Part 136); RL= Reporting Limit; J= Estimated Value below the RL and above the MDL; ND= Not Detected; NA= Not Applicable; MI = Matrix Interference

California ELAP Certificate # 2261
57263 R1

CRG Marine Laboratories, Inc.

2020 Del Amo Blvd., Suite 200, Torrance, CA 90501-1206 (310) 533-5190 FAX (310) 533-5003 crglabs@sbcglobal.net

Trace Metals

Client: *Weston Solutions*

CRG Project ID: *27221c*

CRG ID#: 57264

Sample: E-3

Date Sampled: 19-Sep-07 08:00

Replicate #: R1

Description: LADPW MDR

Date Received: 19-Sep-07

DILUTION FACTOR: 1

Matrix: Sediment

CONSTITUENT	FRACTION	METHOD	RESULT	UNITS	MDL	RL	DATE PROCESSED	DATE ANALYZED	BATCH ID
Aluminum (Al)	NA	EPA 6020m	31560	µg/dry g	1	5	08-Oct-07	09-Oct-07	27221c-17067
Antimony (Sb)	NA	EPA 6020m	0.405	µg/dry g	0.025	0.05	08-Oct-07	09-Oct-07	27221c-17067
Arsenic (As)	NA	EPA 6020m	10.25	µg/dry g	0.025	0.05	08-Oct-07	09-Oct-07	27221c-17067
Barium (Ba)	NA	EPA 6020m	139.2	µg/dry g	0.025	0.05	08-Oct-07	09-Oct-07	27221c-17067
Beryllium (Be)	NA	EPA 6020m	0.953	µg/dry g	0.025	0.05	08-Oct-07	09-Oct-07	27221c-17067
Cadmium (Cd)	NA	EPA 6020m	0.433	µg/dry g	0.025	0.05	08-Oct-07	09-Oct-07	27221c-17067
Chromium (Cr)	NA	EPA 6020m	68.5	µg/dry g	0.025	0.05	08-Oct-07	09-Oct-07	27221c-17067
Cobalt (Co)	NA	EPA 6020m	13.19	µg/dry g	0.025	0.05	08-Oct-07	09-Oct-07	27221c-17067
Copper (Cu)	NA	EPA 6020m	433.6	µg/dry g	0.025	0.05	08-Oct-07	09-Oct-07	27221c-17067
Iron (Fe)	NA	EPA 6020m	54130	µg/dry g	1	5	08-Oct-07	09-Oct-07	27221c-17067
Lead (Pb)	NA	EPA 6020m	98.73	µg/dry g	0.025	0.05	08-Oct-07	09-Oct-07	27221c-17067
Manganese (Mn)	NA	EPA 6020m	290.1	µg/dry g	0.025	0.05	08-Oct-07	09-Oct-07	27221c-17067
Molybdenum (Mo)	NA	EPA 6020m	1.618	µg/dry g	0.025	0.05	08-Oct-07	09-Oct-07	27221c-17067
Nickel (Ni)	NA	EPA 6020m	37.44	µg/dry g	0.025	0.05	08-Oct-07	09-Oct-07	27221c-17067
Selenium (Se)	NA	EPA 6020m	1.265	µg/dry g	0.025	0.05	08-Oct-07	09-Oct-07	27221c-17067
Silver (Ag)	NA	EPA 6020m	1.54	µg/dry g	0.025	0.05	08-Oct-07	09-Oct-07	27221c-17067
Strontium (Sr)	NA	EPA 6020m	84.93	µg/dry g	0.025	0.05	08-Oct-07	09-Oct-07	27221c-17067
Thallium (Tl)	NA	EPA 6020m	0.372	µg/dry g	0.025	0.05	08-Oct-07	09-Oct-07	27221c-17067
Tin (Sn)	NA	EPA 6020m	5.148	µg/dry g	0.025	0.05	08-Oct-07	09-Oct-07	27221c-17067
Titanium (Ti)	NA	EPA 6020m	1319	µg/dry g	0.025	0.05	08-Oct-07	09-Oct-07	27221c-17067
Vanadium (V)	NA	EPA 6020m	95.17	µg/dry g	0.025	0.05	08-Oct-07	09-Oct-07	27221c-17067
Zinc (Zn)	NA	EPA 6020m	452.1	µg/dry g	0.025	0.05	08-Oct-07	09-Oct-07	27221c-17067

MDL= Method Detection Limit (CFR 40 Part 136); RL= Reporting Limit; J= Estimated Value below the RL and above the MDL; ND= Not Detected; NA= Not Applicable; MI = Matrix Interference

California ELAP Certificate # 2261
57264 R1

CRG Marine Laboratories, Inc.

2020 Del Amo Blvd., Suite 200, Torrance, CA 90501-1206 (310) 533-5190 FAX (310) 533-5003 crglabs@sbcglobal.net

Trace Metals

Client: *Weston Solutions*

CRG Project ID: *27221c*

CRG ID#: 57265

Sample: E-4

Date Sampled: 19-Sep-07 08:45

Replicate #: R1

Description: LADPW MDR

Date Received: 19-Sep-07

DILUTION FACTOR: 1

Matrix: Sediment

CONSTITUENT	FRACTION	METHOD	RESULT	UNITS	MDL	RL	DATE PROCESSED	DATE ANALYZED	BATCH ID
Aluminum (Al)	NA	EPA 6020m	14620	µg/dry g	1	5	08-Oct-07	09-Oct-07	27221c-17067
Antimony (Sb)	NA	EPA 6020m	0.362	µg/dry g	0.025	0.05	08-Oct-07	09-Oct-07	27221c-17067
Arsenic (As)	NA	EPA 6020m	6.062	µg/dry g	0.025	0.05	08-Oct-07	09-Oct-07	27221c-17067
Barium (Ba)	NA	EPA 6020m	73.91	µg/dry g	0.025	0.05	08-Oct-07	09-Oct-07	27221c-17067
Beryllium (Be)	NA	EPA 6020m	0.454	µg/dry g	0.025	0.05	08-Oct-07	09-Oct-07	27221c-17067
Cadmium (Cd)	NA	EPA 6020m	0.565	µg/dry g	0.025	0.05	08-Oct-07	09-Oct-07	27221c-17067
Chromium (Cr)	NA	EPA 6020m	30.13	µg/dry g	0.025	0.05	08-Oct-07	09-Oct-07	27221c-17067
Cobalt (Co)	NA	EPA 6020m	6.635	µg/dry g	0.025	0.05	08-Oct-07	09-Oct-07	27221c-17067
Copper (Cu)	NA	EPA 6020m	209.2	µg/dry g	0.025	0.05	08-Oct-07	09-Oct-07	27221c-17067
Iron (Fe)	NA	EPA 6020m	24460	µg/dry g	1	5	08-Oct-07	09-Oct-07	27221c-17067
Lead (Pb)	NA	EPA 6020m	55.06	µg/dry g	0.025	0.05	08-Oct-07	09-Oct-07	27221c-17067
Manganese (Mn)	NA	EPA 6020m	140.3	µg/dry g	0.025	0.05	08-Oct-07	09-Oct-07	27221c-17067
Molybdenum (Mo)	NA	EPA 6020m	1.599	µg/dry g	0.025	0.05	08-Oct-07	09-Oct-07	27221c-17067
Nickel (Ni)	NA	EPA 6020m	17.83	µg/dry g	0.025	0.05	08-Oct-07	09-Oct-07	27221c-17067
Selenium (Se)	NA	EPA 6020m	1.011	µg/dry g	0.025	0.05	08-Oct-07	09-Oct-07	27221c-17067
Silver (Ag)	NA	EPA 6020m	0.579	µg/dry g	0.025	0.05	08-Oct-07	09-Oct-07	27221c-17067
Strontium (Sr)	NA	EPA 6020m	65.92	µg/dry g	0.025	0.05	08-Oct-07	09-Oct-07	27221c-17067
Thallium (Tl)	NA	EPA 6020m	0.194	µg/dry g	0.025	0.05	08-Oct-07	09-Oct-07	27221c-17067
Tin (Sn)	NA	EPA 6020m	5.083	µg/dry g	0.025	0.05	08-Oct-07	09-Oct-07	27221c-17067
Titanium (Ti)	NA	EPA 6020m	687.7	µg/dry g	0.025	0.05	08-Oct-07	09-Oct-07	27221c-17067
Vanadium (V)	NA	EPA 6020m	47.53	µg/dry g	0.025	0.05	08-Oct-07	09-Oct-07	27221c-17067
Zinc (Zn)	NA	EPA 6020m	295.8	µg/dry g	0.025	0.05	08-Oct-07	09-Oct-07	27221c-17067

MDL= Method Detection Limit (CFR 40 Part 136); RL= Reporting Limit; J= Estimated Value below the RL and above the MDL; ND= Not Detected; NA= Not Applicable; MI = Matrix Interference

California ELAP Certificate # 2261
57265 R1

CRG Marine Laboratories, Inc.

2020 Del Amo Blvd., Suite 200, Torrance, CA 90501-1206 (310) 533-5190 FAX (310) 533-5003 crglabs@sbcglobal.net

Trace Metals

Client: *Weston Solutions*

CRG Project ID: *27221c*

CRG ID#: 57266

Sample: D-3

Date Sampled: 19-Sep-07 09:45

Replicate #: R1

Description: LADPW MDR

Date Received: 19-Sep-07

DILUTION FACTOR: 1

Matrix: Sediment

CONSTITUENT	FRACTION	METHOD	RESULT	UNITS	MDL	RL	DATE PROCESSED	DATE ANALYZED	BATCH ID
Aluminum (Al)	NA	EPA 6020m	19260	µg/dry g	1	5	08-Oct-07	09-Oct-07	27221c-17067
Antimony (Sb)	NA	EPA 6020m	0.428	µg/dry g	0.025	0.05	08-Oct-07	09-Oct-07	27221c-17067
Arsenic (As)	NA	EPA 6020m	7.779	µg/dry g	0.025	0.05	08-Oct-07	09-Oct-07	27221c-17067
Barium (Ba)	NA	EPA 6020m	85.47	µg/dry g	0.025	0.05	08-Oct-07	09-Oct-07	27221c-17067
Beryllium (Be)	NA	EPA 6020m	0.607	µg/dry g	0.025	0.05	08-Oct-07	09-Oct-07	27221c-17067
Cadmium (Cd)	NA	EPA 6020m	0.325	µg/dry g	0.025	0.05	08-Oct-07	09-Oct-07	27221c-17067
Chromium (Cr)	NA	EPA 6020m	43.28	µg/dry g	0.025	0.05	08-Oct-07	09-Oct-07	27221c-17067
Cobalt (Co)	NA	EPA 6020m	8.883	µg/dry g	0.025	0.05	08-Oct-07	09-Oct-07	27221c-17067
Copper (Cu)	NA	EPA 6020m	418.8	µg/dry g	0.025	0.05	08-Oct-07	09-Oct-07	27221c-17067
Iron (Fe)	NA	EPA 6020m	34520	µg/dry g	1	5	08-Oct-07	09-Oct-07	27221c-17067
Lead (Pb)	NA	EPA 6020m	68.78	µg/dry g	0.025	0.05	08-Oct-07	09-Oct-07	27221c-17067
Manganese (Mn)	NA	EPA 6020m	211.9	µg/dry g	0.025	0.05	08-Oct-07	09-Oct-07	27221c-17067
Molybdenum (Mo)	NA	EPA 6020m	1.312	µg/dry g	0.025	0.05	08-Oct-07	09-Oct-07	27221c-17067
Nickel (Ni)	NA	EPA 6020m	26.06	µg/dry g	0.025	0.05	08-Oct-07	09-Oct-07	27221c-17067
Selenium (Se)	NA	EPA 6020m	0.835	µg/dry g	0.025	0.05	08-Oct-07	09-Oct-07	27221c-17067
Silver (Ag)	NA	EPA 6020m	0.974	µg/dry g	0.025	0.05	08-Oct-07	09-Oct-07	27221c-17067
Strontium (Sr)	NA	EPA 6020m	62.95	µg/dry g	0.025	0.05	08-Oct-07	09-Oct-07	27221c-17067
Thallium (Tl)	NA	EPA 6020m	0.286	µg/dry g	0.025	0.05	08-Oct-07	09-Oct-07	27221c-17067
Tin (Sn)	NA	EPA 6020m	3.887	µg/dry g	0.025	0.05	08-Oct-07	09-Oct-07	27221c-17067
Titanium (Ti)	NA	EPA 6020m	924.9	µg/dry g	0.025	0.05	08-Oct-07	09-Oct-07	27221c-17067
Vanadium (V)	NA	EPA 6020m	55.77	µg/dry g	0.025	0.05	08-Oct-07	09-Oct-07	27221c-17067
Zinc (Zn)	NA	EPA 6020m	368.9	µg/dry g	0.025	0.05	08-Oct-07	09-Oct-07	27221c-17067

MDL= Method Detection Limit (CFR 40 Part 136); RL= Reporting Limit; J= Estimated Value below the RL and above the MDL; ND= Not Detected; NA= Not Applicable; MI = Matrix Interference

California ELAP Certificate # 2261
57266 R1

CRG Marine Laboratories, Inc.

2020 Del Amo Blvd., Suite 200, Torrance, CA 90501-1206 (310) 533-5190 FAX (310) 533-5003 crglabs@sbcglobal.net

Trace Metals

Client: *Weston Solutions*

CRG Project ID: *27221c*

CRG ID#: 57267

Sample: D-2

Date Sampled: 19-Sep-07 10:15

Replicate #: R1

Description: LADPW MDR

Date Received: 19-Sep-07

DILUTION FACTOR: 1

Matrix: Sediment

CONSTITUENT	FRACTION	METHOD	RESULT	UNITS	MDL	RL	DATE PROCESSED	DATE ANALYZED	BATCH ID
Aluminum (Al)	NA	EPA 6020m	17760	µg/dry g	1	5	08-Oct-07	09-Oct-07	27221c-17067
Antimony (Sb)	NA	EPA 6020m	0.351	µg/dry g	0.025	0.05	08-Oct-07	09-Oct-07	27221c-17067
Arsenic (As)	NA	EPA 6020m	7.529	µg/dry g	0.025	0.05	08-Oct-07	09-Oct-07	27221c-17067
Barium (Ba)	NA	EPA 6020m	94.37	µg/dry g	0.025	0.05	08-Oct-07	09-Oct-07	27221c-17067
Beryllium (Be)	NA	EPA 6020m	0.57	µg/dry g	0.025	0.05	08-Oct-07	09-Oct-07	27221c-17067
Cadmium (Cd)	NA	EPA 6020m	0.283	µg/dry g	0.025	0.05	08-Oct-07	09-Oct-07	27221c-17067
Chromium (Cr)	NA	EPA 6020m	42.99	µg/dry g	0.025	0.05	08-Oct-07	09-Oct-07	27221c-17067
Cobalt (Co)	NA	EPA 6020m	9.035	µg/dry g	0.025	0.05	08-Oct-07	09-Oct-07	27221c-17067
Copper (Cu)	NA	EPA 6020m	311.1	µg/dry g	0.025	0.05	08-Oct-07	09-Oct-07	27221c-17067
Iron (Fe)	NA	EPA 6020m	31360	µg/dry g	1	5	08-Oct-07	09-Oct-07	27221c-17067
Lead (Pb)	NA	EPA 6020m	60.62	µg/dry g	0.025	0.05	08-Oct-07	09-Oct-07	27221c-17067
Manganese (Mn)	NA	EPA 6020m	207.9	µg/dry g	0.025	0.05	08-Oct-07	09-Oct-07	27221c-17067
Molybdenum (Mo)	NA	EPA 6020m	1.1	µg/dry g	0.025	0.05	08-Oct-07	09-Oct-07	27221c-17067
Nickel (Ni)	NA	EPA 6020m	25.34	µg/dry g	0.025	0.05	08-Oct-07	09-Oct-07	27221c-17067
Selenium (Se)	NA	EPA 6020m	0.695	µg/dry g	0.025	0.05	08-Oct-07	09-Oct-07	27221c-17067
Silver (Ag)	NA	EPA 6020m	0.938	µg/dry g	0.025	0.05	08-Oct-07	09-Oct-07	27221c-17067
Strontium (Sr)	NA	EPA 6020m	53.19	µg/dry g	0.025	0.05	08-Oct-07	09-Oct-07	27221c-17067
Thallium (Tl)	NA	EPA 6020m	0.275	µg/dry g	0.025	0.05	08-Oct-07	09-Oct-07	27221c-17067
Tin (Sn)	NA	EPA 6020m	3.277	µg/dry g	0.025	0.05	08-Oct-07	09-Oct-07	27221c-17067
Titanium (Ti)	NA	EPA 6020m	938.1	µg/dry g	0.025	0.05	08-Oct-07	09-Oct-07	27221c-17067
Vanadium (V)	NA	EPA 6020m	58.4	µg/dry g	0.025	0.05	08-Oct-07	09-Oct-07	27221c-17067
Zinc (Zn)	NA	EPA 6020m	298.1	µg/dry g	0.025	0.05	08-Oct-07	09-Oct-07	27221c-17067

MDL= Method Detection Limit (CFR 40 Part 136); RL= Reporting Limit; J= Estimated Value below the RL and above the MDL; ND= Not Detected; NA= Not Applicable; MI = Matrix Interference

California ELAP Certificate # 2261
57267 R1

CRG Marine Laboratories, Inc.

2020 Del Amo Blvd., Suite 200, Torrance, CA 90501-1206 (310) 533-5190 FAX (310) 533-5003 crglabs@sbcglobal.net

Trace Metals

Client: *Weston Solutions*

CRG Project ID: *27221c*

CRG ID#: 57268	Sample: E-1	Location: BOTTOM	Date Sampled: 18-Sep-07 14:00
Replicate #: R1	Description: LADPW MDR		Date Received: 19-Sep-07
DILUTION FACTOR: 1	Matrix: Sediment		

CONSTITUENT	FRACTION	METHOD	RESULT	UNITS	MDL	RL	DATE PROCESSED	DATE ANALYZED	BATCH ID
Aluminum (Al)	NA	EPA 6020m	15840	µg/dry g	1	5	08-Oct-07	09-Oct-07	27221c-17067
Antimony (Sb)	NA	EPA 6020m	0.47	µg/dry g	0.025	0.05	08-Oct-07	09-Oct-07	27221c-17067
Arsenic (As)	NA	EPA 6020m	5.883	µg/dry g	0.025	0.05	08-Oct-07	09-Oct-07	27221c-17067
Barium (Ba)	NA	EPA 6020m	107.3	µg/dry g	0.025	0.05	08-Oct-07	09-Oct-07	27221c-17067
Beryllium (Be)	NA	EPA 6020m	0.442	µg/dry g	0.025	0.05	08-Oct-07	09-Oct-07	27221c-17067
Cadmium (Cd)	NA	EPA 6020m	0.334	µg/dry g	0.025	0.05	08-Oct-07	09-Oct-07	27221c-17067
Chromium (Cr)	NA	EPA 6020m	31.35	µg/dry g	0.025	0.05	08-Oct-07	09-Oct-07	27221c-17067
Cobalt (Co)	NA	EPA 6020m	7.842	µg/dry g	0.025	0.05	08-Oct-07	09-Oct-07	27221c-17067
Copper (Cu)	NA	EPA 6020m	22.86	µg/dry g	0.025	0.05	08-Oct-07	09-Oct-07	27221c-17067
Iron (Fe)	NA	EPA 6020m	25310	µg/dry g	1	5	08-Oct-07	09-Oct-07	27221c-17067
Lead (Pb)	NA	EPA 6020m	6.686	µg/dry g	0.025	0.05	08-Oct-07	09-Oct-07	27221c-17067
Manganese (Mn)	NA	EPA 6020m	212.8	µg/dry g	0.025	0.05	08-Oct-07	09-Oct-07	27221c-17067
Molybdenum (Mo)	NA	EPA 6020m	1.691	µg/dry g	0.025	0.05	08-Oct-07	09-Oct-07	27221c-17067
Nickel (Ni)	NA	EPA 6020m	21.24	µg/dry g	0.025	0.05	08-Oct-07	09-Oct-07	27221c-17067
Selenium (Se)	NA	EPA 6020m	1.154	µg/dry g	0.025	0.05	08-Oct-07	09-Oct-07	27221c-17067
Silver (Ag)	NA	EPA 6020m	0.173	µg/dry g	0.025	0.05	08-Oct-07	09-Oct-07	27221c-17067
Strontium (Sr)	NA	EPA 6020m	72.33	µg/dry g	0.025	0.05	08-Oct-07	09-Oct-07	27221c-17067
Thallium (Tl)	NA	EPA 6020m	0.169	µg/dry g	0.025	0.05	08-Oct-07	09-Oct-07	27221c-17067
Tin (Sn)	NA	EPA 6020m	0.842	µg/dry g	0.025	0.05	08-Oct-07	09-Oct-07	27221c-17067
Titanium (Ti)	NA	EPA 6020m	668.5	µg/dry g	0.025	0.05	08-Oct-07	09-Oct-07	27221c-17067
Vanadium (V)	NA	EPA 6020m	51.72	µg/dry g	0.025	0.05	08-Oct-07	09-Oct-07	27221c-17067
Zinc (Zn)	NA	EPA 6020m	53.32	µg/dry g	0.025	0.05	08-Oct-07	09-Oct-07	27221c-17067

MDL= Method Detection Limit (CFR 40 Part 136); RL= Reporting Limit; J= Estimated Value below the RL and above the MDL; ND= Not Detected; NA= Not Applicable; MI = Matrix Interference

California ELAP Certificate # 2261
57268 R1

CRG Marine Laboratories, Inc.

2020 Del Amo Blvd., Suite 200, Torrance, CA 90501-1206 (310) 533-5190 FAX (310) 533-5003 crglabs@sbcglobal.net

Trace Metals

Client: *Weston Solutions*

CRG Project ID: *27221c*

CRG ID#: 57269	Sample: E-3	TOP	Date Sampled: 18-Sep-07 16:00
Replicate #: R1	Description: LADPW MDR		Date Received: 19-Sep-07
DILUTION FACTOR: 1	Matrix: Sediment		

CONSTITUENT	FRACTION	METHOD	RESULT	UNITS	MDL	RL	DATE PROCESSED	DATE ANALYZED	BATCH ID
Aluminum (Al)	NA	EPA 6020m	35620	µg/dry g	1	5	08-Oct-07	09-Oct-07	27221c-17067
Antimony (Sb)	NA	EPA 6020m	0.6	µg/dry g	0.025	0.05	08-Oct-07	09-Oct-07	27221c-17067
Arsenic (As)	NA	EPA 6020m	13.94	µg/dry g	0.025	0.05	08-Oct-07	09-Oct-07	27221c-17067
Barium (Ba)	NA	EPA 6020m	212.6	µg/dry g	0.025	0.05	08-Oct-07	09-Oct-07	27221c-17067
Beryllium (Be)	NA	EPA 6020m	1.058	µg/dry g	0.025	0.05	08-Oct-07	09-Oct-07	27221c-17067
Cadmium (Cd)	NA	EPA 6020m	0.876	µg/dry g	0.025	0.05	08-Oct-07	09-Oct-07	27221c-17067
Chromium (Cr)	NA	EPA 6020m	64.52	µg/dry g	0.025	0.05	08-Oct-07	09-Oct-07	27221c-17067
Cobalt (Co)	NA	EPA 6020m	16.57	µg/dry g	0.025	0.05	08-Oct-07	09-Oct-07	27221c-17067
Copper (Cu)	NA	EPA 6020m	92.69	µg/dry g	0.025	0.05	08-Oct-07	09-Oct-07	27221c-17067
Iron (Fe)	NA	EPA 6020m	55670	µg/dry g	1	5	08-Oct-07	09-Oct-07	27221c-17067
Lead (Pb)	NA	EPA 6020m	41.66	µg/dry g	0.025	0.05	08-Oct-07	09-Oct-07	27221c-17067
Manganese (Mn)	NA	EPA 6020m	350.5	µg/dry g	0.025	0.05	08-Oct-07	09-Oct-07	27221c-17067
Molybdenum (Mo)	NA	EPA 6020m	3.483	µg/dry g	0.025	0.05	08-Oct-07	09-Oct-07	27221c-17067
Nickel (Ni)	NA	EPA 6020m	42.34	µg/dry g	0.025	0.05	08-Oct-07	09-Oct-07	27221c-17067
Selenium (Se)	NA	EPA 6020m	2.464	µg/dry g	0.025	0.05	08-Oct-07	09-Oct-07	27221c-17067
Silver (Ag)	NA	EPA 6020m	0.453	µg/dry g	0.025	0.05	08-Oct-07	09-Oct-07	27221c-17067
Strontium (Sr)	NA	EPA 6020m	143.8	µg/dry g	0.025	0.05	08-Oct-07	09-Oct-07	27221c-17067
Thallium (Tl)	NA	EPA 6020m	0.396	µg/dry g	0.025	0.05	08-Oct-07	09-Oct-07	27221c-17067
Tin (Sn)	NA	EPA 6020m	2.705	µg/dry g	0.025	0.05	08-Oct-07	09-Oct-07	27221c-17067
Titanium (Ti)	NA	EPA 6020m	1487	µg/dry g	0.025	0.05	08-Oct-07	09-Oct-07	27221c-17067
Vanadium (V)	NA	EPA 6020m	110.8	µg/dry g	0.025	0.05	08-Oct-07	09-Oct-07	27221c-17067
Zinc (Zn)	NA	EPA 6020m	166.9	µg/dry g	0.025	0.05	08-Oct-07	09-Oct-07	27221c-17067

MDL= Method Detection Limit (CFR 40 Part 136); RL= Reporting Limit; J= Estimated Value below the RL and above the MDL; ND= Not Detected; NA= Not Applicable; MI = Matrix Interference

California ELAP Certificate # 2261
57269 R1

CRG Marine Laboratories, Inc.

2020 Del Amo Blvd., Suite 200, Torrance, CA 90501-1206 (310) 533-5190 FAX (310) 533-5003 crglabs@sbcglobal.net

Trace Metals

Client: *Weston Solutions*

CRG Project ID: *27221c*

CRG ID#: 57270	Sample: E-1		TOP	Date Sampled: 18-Sep-07 14:00
Replicate #: R1	Description: LADPW MDR			Date Received: 19-Sep-07
DILUTION FACTOR: 1	Matrix: Sediment			

CONSTITUENT	FRACTION	METHOD	RESULT	UNITS	MDL	RL	DATE PROCESSED	DATE ANALYZED	BATCH ID
Aluminum (Al)	NA	EPA 6020m	22890	µg/dry g	1	5	08-Oct-07	09-Oct-07	27221c-17067
Antimony (Sb)	NA	EPA 6020m	0.465	µg/dry g	0.025	0.05	08-Oct-07	09-Oct-07	27221c-17067
Arsenic (As)	NA	EPA 6020m	8.057	µg/dry g	0.025	0.05	08-Oct-07	09-Oct-07	27221c-17067
Barium (Ba)	NA	EPA 6020m	160.3	µg/dry g	0.025	0.05	08-Oct-07	09-Oct-07	27221c-17067
Beryllium (Be)	NA	EPA 6020m	0.661	µg/dry g	0.025	0.05	08-Oct-07	09-Oct-07	27221c-17067
Cadmium (Cd)	NA	EPA 6020m	0.534	µg/dry g	0.025	0.05	08-Oct-07	09-Oct-07	27221c-17067
Chromium (Cr)	NA	EPA 6020m	43.58	µg/dry g	0.025	0.05	08-Oct-07	09-Oct-07	27221c-17067
Cobalt (Co)	NA	EPA 6020m	11.33	µg/dry g	0.025	0.05	08-Oct-07	09-Oct-07	27221c-17067
Copper (Cu)	NA	EPA 6020m	55.4	µg/dry g	0.025	0.05	08-Oct-07	09-Oct-07	27221c-17067
Iron (Fe)	NA	EPA 6020m	38460	µg/dry g	1	5	08-Oct-07	09-Oct-07	27221c-17067
Lead (Pb)	NA	EPA 6020m	15.7	µg/dry g	0.025	0.05	08-Oct-07	09-Oct-07	27221c-17067
Manganese (Mn)	NA	EPA 6020m	279.3	µg/dry g	0.025	0.05	08-Oct-07	09-Oct-07	27221c-17067
Molybdenum (Mo)	NA	EPA 6020m	2.448	µg/dry g	0.025	0.05	08-Oct-07	09-Oct-07	27221c-17067
Nickel (Ni)	NA	EPA 6020m	29.49	µg/dry g	0.025	0.05	08-Oct-07	09-Oct-07	27221c-17067
Selenium (Se)	NA	EPA 6020m	1.571	µg/dry g	0.025	0.05	08-Oct-07	09-Oct-07	27221c-17067
Silver (Ag)	NA	EPA 6020m	0.257	µg/dry g	0.025	0.05	08-Oct-07	09-Oct-07	27221c-17067
Strontium (Sr)	NA	EPA 6020m	120.5	µg/dry g	0.025	0.05	08-Oct-07	09-Oct-07	27221c-17067
Thallium (Tl)	NA	EPA 6020m	0.277	µg/dry g	0.025	0.05	08-Oct-07	09-Oct-07	27221c-17067
Tin (Sn)	NA	EPA 6020m	1.495	µg/dry g	0.025	0.05	08-Oct-07	09-Oct-07	27221c-17067
Titanium (Ti)	NA	EPA 6020m	1087	µg/dry g	0.025	0.05	08-Oct-07	09-Oct-07	27221c-17067
Vanadium (V)	NA	EPA 6020m	72.19	µg/dry g	0.025	0.05	08-Oct-07	09-Oct-07	27221c-17067
Zinc (Zn)	NA	EPA 6020m	98.91	µg/dry g	0.025	0.05	08-Oct-07	09-Oct-07	27221c-17067

MDL= Method Detection Limit (CFR 40 Part 136); RL= Reporting Limit; J= Estimated Value below the RL and above the MDL; ND= Not Detected; NA= Not Applicable; MI = Matrix Interference

California ELAP Certificate # 2261
57270 R1

CRG Marine Laboratories, Inc.

2020 Del Amo Blvd., Suite 200, Torrance, CA 90501-1206 (310) 533-5190 FAX (310) 533-5003 crglabs@sbcglobal.net

Trace Metals

Client: *Weston Solutions*

CRG Project ID: *27221c*

CRG ID#: 57271	Sample: F-1	TOP	Date Sampled: 18-Sep-07 11:20
Replicate #: R1	Description: LADPW MDR		Date Received: 19-Sep-07
DILUTION FACTOR: 1	Matrix: Sediment		

CONSTITUENT	FRACTION	METHOD	RESULT	UNITS	MDL	RL	DATE PROCESSED	DATE ANALYZED	BATCH ID
Aluminum (Al)	NA	EPA 6020m	32950	µg/dry g	1	5	08-Oct-07	09-Oct-07	27221c-17067
Antimony (Sb)	NA	EPA 6020m	0.565	µg/dry g	0.025	0.05	08-Oct-07	09-Oct-07	27221c-17067
Arsenic (As)	NA	EPA 6020m	11.87	µg/dry g	0.025	0.05	08-Oct-07	09-Oct-07	27221c-17067
Barium (Ba)	NA	EPA 6020m	220	µg/dry g	0.025	0.05	08-Oct-07	09-Oct-07	27221c-17067
Beryllium (Be)	NA	EPA 6020m	0.991	µg/dry g	0.025	0.05	08-Oct-07	09-Oct-07	27221c-17067
Cadmium (Cd)	NA	EPA 6020m	0.745	µg/dry g	0.025	0.05	08-Oct-07	09-Oct-07	27221c-17067
Chromium (Cr)	NA	EPA 6020m	58.97	µg/dry g	0.025	0.05	08-Oct-07	09-Oct-07	27221c-17067
Cobalt (Co)	NA	EPA 6020m	15.59	µg/dry g	0.025	0.05	08-Oct-07	09-Oct-07	27221c-17067
Copper (Cu)	NA	EPA 6020m	65.23	µg/dry g	0.025	0.05	08-Oct-07	09-Oct-07	27221c-17067
Iron (Fe)	NA	EPA 6020m	53050	µg/dry g	1	5	08-Oct-07	09-Oct-07	27221c-17067
Lead (Pb)	NA	EPA 6020m	24.33	µg/dry g	0.025	0.05	08-Oct-07	09-Oct-07	27221c-17067
Manganese (Mn)	NA	EPA 6020m	378.1	µg/dry g	0.025	0.05	08-Oct-07	09-Oct-07	27221c-17067
Molybdenum (Mo)	NA	EPA 6020m	3.452	µg/dry g	0.025	0.05	08-Oct-07	09-Oct-07	27221c-17067
Nickel (Ni)	NA	EPA 6020m	39.34	µg/dry g	0.025	0.05	08-Oct-07	09-Oct-07	27221c-17067
Selenium (Se)	NA	EPA 6020m	2.17	µg/dry g	0.025	0.05	08-Oct-07	09-Oct-07	27221c-17067
Silver (Ag)	NA	EPA 6020m	0.375	µg/dry g	0.025	0.05	08-Oct-07	09-Oct-07	27221c-17067
Strontium (Sr)	NA	EPA 6020m	164.1	µg/dry g	0.025	0.05	08-Oct-07	09-Oct-07	27221c-17067
Thallium (Tl)	NA	EPA 6020m	0.369	µg/dry g	0.025	0.05	08-Oct-07	09-Oct-07	27221c-17067
Tin (Sn)	NA	EPA 6020m	2.06	µg/dry g	0.025	0.05	08-Oct-07	09-Oct-07	27221c-17067
Titanium (Ti)	NA	EPA 6020m	1422	µg/dry g	0.025	0.05	08-Oct-07	09-Oct-07	27221c-17067
Vanadium (V)	NA	EPA 6020m	100.3	µg/dry g	0.025	0.05	08-Oct-07	09-Oct-07	27221c-17067
Zinc (Zn)	NA	EPA 6020m	129.1	µg/dry g	0.025	0.05	08-Oct-07	09-Oct-07	27221c-17067

MDL= Method Detection Limit (CFR 40 Part 136); RL= Reporting Limit; J= Estimated Value below the RL and above the MDL; ND= Not Detected; NA= Not Applicable; MI = Matrix Interference

California ELAP Certificate # 2261
57271 R1

CHLORINATED PESTICIDE RESULTS

CRG Marine Laboratories, Inc.

2020 Del Amo Blvd., Suite 200, Torrance, CA 90501-1206 (310) 533-5190 FAX (310) 533-5003 crglabs@sbcglobal.net

Chlorinated Pesticides

Client: *Weston Solutions*

CRG Project ID: *27221c*

CRG ID#: 57252

Sample: H-2

Date Sampled: 17-Sep-07 13:45

Replicate #: R1

Description: LADPW MDR

Date Received: 19-Sep-07

DILUTION FACTOR: 1

Matrix: Sediment

CONSTITUENT	FRACTION	METHOD	RESULT	UNITS	MDL	RL	DATE PROCESSED	DATE ANALYZED	BATCH ID
(PCB030)	NA	EPA 8270Cm	62	% Recovery			29-Sep-07	13-Oct-07	27221c-31041
(PCB112)	NA	EPA 8270Cm	69	% Recovery			29-Sep-07	13-Oct-07	27221c-31041
(PCB198)	NA	EPA 8270Cm	72	% Recovery			29-Sep-07	13-Oct-07	27221c-31041
(TCMX)	NA	EPA 8270Cm	65	% Recovery			29-Sep-07	13-Oct-07	27221c-31041
2,4'-DDD	NA	EPA 8270Cm	J 1.4	ng/dry g	1	5	29-Sep-07	13-Oct-07	27221c-31041
2,4'-DDE	NA	EPA 8270Cm	ND	ng/dry g	1	5	29-Sep-07	13-Oct-07	27221c-31041
2,4'-DDT	NA	EPA 8270Cm	ND	ng/dry g	1	5	29-Sep-07	13-Oct-07	27221c-31041
4,4'-DDD	NA	EPA 8270Cm	7.4	ng/dry g	1	5	29-Sep-07	13-Oct-07	27221c-31041
4,4'-DDE	NA	EPA 8270Cm	14.1	ng/dry g	1	5	29-Sep-07	13-Oct-07	27221c-31041
4,4'-DDT	NA	EPA 8270Cm	ND	ng/dry g	1	5	29-Sep-07	13-Oct-07	27221c-31041
Aldrin	NA	EPA 8270Cm	ND	ng/dry g	1	5	29-Sep-07	13-Oct-07	27221c-31041
BHC-alpha	NA	EPA 8270Cm	ND	ng/dry g	1	5	29-Sep-07	13-Oct-07	27221c-31041
BHC-beta	NA	EPA 8270Cm	ND	ng/dry g	1	5	29-Sep-07	13-Oct-07	27221c-31041
BHC-delta	NA	EPA 8270Cm	ND	ng/dry g	1	5	29-Sep-07	13-Oct-07	27221c-31041
BHC-gamma	NA	EPA 8270Cm	ND	ng/dry g	1	5	29-Sep-07	13-Oct-07	27221c-31041
Chlordane-alpha	NA	EPA 8270Cm	ND	ng/dry g	1	5	29-Sep-07	13-Oct-07	27221c-31041
Chlordane-gamma	NA	EPA 8270Cm	ND	ng/dry g	1	5	29-Sep-07	13-Oct-07	27221c-31041
cis-Nonachlor	NA	EPA 8270Cm	ND	ng/dry g	1	5	29-Sep-07	13-Oct-07	27221c-31041
DCPA (Dacthal)	NA	EPA 8270Cm	ND	ng/dry g	5	10	29-Sep-07	13-Oct-07	27221c-31041
Dicofol	NA	EPA 8270Cm	ND	ng/dry g	1	5	29-Sep-07	13-Oct-07	27221c-31041
Dieldrin	NA	EPA 8270Cm	ND	ng/dry g	1	5	29-Sep-07	13-Oct-07	27221c-31041
Endosulfan Sulfate	NA	EPA 8270Cm	ND	ng/dry g	1	5	29-Sep-07	13-Oct-07	27221c-31041
Endosulfan-I	NA	EPA 8270Cm	ND	ng/dry g	1	5	29-Sep-07	13-Oct-07	27221c-31041
Endosulfan-II	NA	EPA 8270Cm	ND	ng/dry g	1	5	29-Sep-07	13-Oct-07	27221c-31041
Endrin	NA	EPA 8270Cm	ND	ng/dry g	1	5	29-Sep-07	13-Oct-07	27221c-31041
Endrin Aldehyde	NA	EPA 8270Cm	ND	ng/dry g	1	5	29-Sep-07	13-Oct-07	27221c-31041

MDL= Method Detection Limit (CFR 40 Part 136); RL= Reporting Limit; J= Estimated Value below the RL and above the MDL; ND= Not Detected; NA= Not Applicable; MI = Matrix Interference

California ELAP Certificate # 2261

57252 R1

CRG Marine Laboratories, Inc.

2020 Del Amo Blvd., Suite 200, Torrance, CA 90501-1206 (310) 533-5190 FAX (310) 533-5003 crglabs@sbcglobal.net

Chlorinated Pesticides

Client: *Weston Solutions*

CRG Project ID: *27221c*

CRG ID#: 57252

Sample: H-2

Date Sampled: 17-Sep-07 13:45

Replicate #: R1

Description: LADPW MDR

Date Received: 19-Sep-07

DILUTION FACTOR: 1

Matrix: Sediment

CONSTITUENT	FRACTION	METHOD	RESULT	UNITS	MDL	RL	DATE PROCESSED	DATE ANALYZED	BATCH ID
Endrin Ketone	NA	EPA 8270Cm	ND	ng/dry g	1	5	29-Sep-07	13-Oct-07	27221c-31041
Heptachlor	NA	EPA 8270Cm	ND	ng/dry g	1	5	29-Sep-07	13-Oct-07	27221c-31041
Heptachlor Epoxide	NA	EPA 8270Cm	ND	ng/dry g	1	5	29-Sep-07	13-Oct-07	27221c-31041
Methoxychlor	NA	EPA 8270Cm	ND	ng/dry g	1	5	29-Sep-07	13-Oct-07	27221c-31041
Mirex	NA	EPA 8270Cm	ND	ng/dry g	1	5	29-Sep-07	13-Oct-07	27221c-31041
Oxychlordane	NA	EPA 8270Cm	ND	ng/dry g	1	5	29-Sep-07	13-Oct-07	27221c-31041
Perthane	NA	EPA 8270Cm	ND	ng/dry g	5	10	29-Sep-07	13-Oct-07	27221c-31041
Total Chlordane	NA	EPA 8270Cm	0	ng/dry g			29-Sep-07	13-Oct-07	27221c-31041
Total Detectable DDTs	NA	EPA 8270Cm	22.9	ng/dry g			29-Sep-07	13-Oct-07	27221c-31041
Toxaphene	NA	EPA 8270Cm	ND	ng/dry g	10	50	29-Sep-07	13-Oct-07	27221c-31041
trans-Nonachlor	NA	EPA 8270Cm	ND	ng/dry g	1	5	29-Sep-07	13-Oct-07	27221c-31041

MDL= Method Detection Limit (CFR 40 Part 136); RL= Reporting Limit; J= Estimated Value below the RL and above the MDL; ND= Not Detected; NA= Not Applicable; MI = Matrix Interference

California ELAP Certificate # 2261

57252 R1

CRG Marine Laboratories, Inc.

2020 Del Amo Blvd., Suite 200, Torrance, CA 90501-1206 (310) 533-5190 FAX (310) 533-5003 crglabs@sbcglobal.net

Chlorinated Pesticides

Client: *Weston Solutions*

CRG Project ID: *27221c*

CRG ID#: 57253

Sample: MC-2

Date Sampled: 17-Sep-07 15:50

Replicate #: R1

Description: LADPW MDR

Date Received: 19-Sep-07

DILUTION FACTOR: 1

Matrix: Sediment

CONSTITUENT	FRACTION	METHOD	RESULT	UNITS	MDL	RL	DATE PROCESSED	DATE ANALYZED	BATCH ID
(PCB030)	NA	EPA 8270Cm	68	% Recovery			29-Sep-07	13-Oct-07	27221c-31041
(PCB112)	NA	EPA 8270Cm	74	% Recovery			29-Sep-07	13-Oct-07	27221c-31041
(PCB198)	NA	EPA 8270Cm	75	% Recovery			29-Sep-07	13-Oct-07	27221c-31041
(TCMX)	NA	EPA 8270Cm	71	% Recovery			29-Sep-07	13-Oct-07	27221c-31041
2,4'-DDD	NA	EPA 8270Cm	J 1.6	ng/dry g	1	5	29-Sep-07	13-Oct-07	27221c-31041
2,4'-DDE	NA	EPA 8270Cm	J 1.8	ng/dry g	1	5	29-Sep-07	13-Oct-07	27221c-31041
2,4'-DDT	NA	EPA 8270Cm	ND	ng/dry g	1	5	29-Sep-07	13-Oct-07	27221c-31041
4,4'-DDD	NA	EPA 8270Cm	11	ng/dry g	1	5	29-Sep-07	13-Oct-07	27221c-31041
4,4'-DDE	NA	EPA 8270Cm	27.6	ng/dry g	1	5	29-Sep-07	13-Oct-07	27221c-31041
4,4'-DDT	NA	EPA 8270Cm	J 2.6	ng/dry g	1	5	29-Sep-07	13-Oct-07	27221c-31041
Aldrin	NA	EPA 8270Cm	ND	ng/dry g	1	5	29-Sep-07	13-Oct-07	27221c-31041
BHC-alpha	NA	EPA 8270Cm	ND	ng/dry g	1	5	29-Sep-07	13-Oct-07	27221c-31041
BHC-beta	NA	EPA 8270Cm	ND	ng/dry g	1	5	29-Sep-07	13-Oct-07	27221c-31041
BHC-delta	NA	EPA 8270Cm	ND	ng/dry g	1	5	29-Sep-07	13-Oct-07	27221c-31041
BHC-gamma	NA	EPA 8270Cm	ND	ng/dry g	1	5	29-Sep-07	13-Oct-07	27221c-31041
Chlordane-alpha	NA	EPA 8270Cm	J 2.6	ng/dry g	1	5	29-Sep-07	13-Oct-07	27221c-31041
Chlordane-gamma	NA	EPA 8270Cm	J 2.7	ng/dry g	1	5	29-Sep-07	13-Oct-07	27221c-31041
cis-Nonachlor	NA	EPA 8270Cm	J 2.7	ng/dry g	1	5	29-Sep-07	13-Oct-07	27221c-31041
DCPA (Dacthal)	NA	EPA 8270Cm	ND	ng/dry g	5	10	29-Sep-07	13-Oct-07	27221c-31041
Dicofol	NA	EPA 8270Cm	ND	ng/dry g	1	5	29-Sep-07	13-Oct-07	27221c-31041
Dieldrin	NA	EPA 8270Cm	ND	ng/dry g	1	5	29-Sep-07	13-Oct-07	27221c-31041
Endosulfan Sulfate	NA	EPA 8270Cm	ND	ng/dry g	1	5	29-Sep-07	13-Oct-07	27221c-31041
Endosulfan-I	NA	EPA 8270Cm	ND	ng/dry g	1	5	29-Sep-07	13-Oct-07	27221c-31041
Endosulfan-II	NA	EPA 8270Cm	ND	ng/dry g	1	5	29-Sep-07	13-Oct-07	27221c-31041
Endrin	NA	EPA 8270Cm	ND	ng/dry g	1	5	29-Sep-07	13-Oct-07	27221c-31041
Endrin Aldehyde	NA	EPA 8270Cm	ND	ng/dry g	1	5	29-Sep-07	13-Oct-07	27221c-31041

MDL= Method Detection Limit (CFR 40 Part 136); RL= Reporting Limit; J= Estimated Value below the RL and above the MDL; ND= Not Detected; NA= Not Applicable; MI = Matrix Interference

**California ELAP Certificate # 2261
57253 R1**

CRG Marine Laboratories, Inc.

2020 Del Amo Blvd., Suite 200, Torrance, CA 90501-1206 (310) 533-5190 FAX (310) 533-5003 crglabs@sbcglobal.net

Chlorinated Pesticides

Client: *Weston Solutions*

CRG Project ID: *27221c*

CRG ID#: 57253

Sample: MC-2

Date Sampled: 17-Sep-07 15:50

Replicate #: R1

Description: LADPW MDR

Date Received: 19-Sep-07

DILUTION FACTOR: 1

Matrix: Sediment

CONSTITUENT	FRACTION	METHOD	RESULT	UNITS	MDL	RL	DATE PROCESSED	DATE ANALYZED	BATCH ID
Endrin Ketone	NA	EPA 8270Cm	ND	ng/dry g	1	5	29-Sep-07	13-Oct-07	27221c-31041
Heptachlor	NA	EPA 8270Cm	ND	ng/dry g	1	5	29-Sep-07	13-Oct-07	27221c-31041
Heptachlor Epoxide	NA	EPA 8270Cm	ND	ng/dry g	1	5	29-Sep-07	13-Oct-07	27221c-31041
Methoxychlor	NA	EPA 8270Cm	ND	ng/dry g	1	5	29-Sep-07	13-Oct-07	27221c-31041
Mirex	NA	EPA 8270Cm	ND	ng/dry g	1	5	29-Sep-07	13-Oct-07	27221c-31041
Oxychlorane	NA	EPA 8270Cm	ND	ng/dry g	1	5	29-Sep-07	13-Oct-07	27221c-31041
Perthane	NA	EPA 8270Cm	ND	ng/dry g	5	10	29-Sep-07	13-Oct-07	27221c-31041
Total Chlordane	NA	EPA 8270Cm	10.3	ng/dry g			29-Sep-07	13-Oct-07	27221c-31041
Total Detectable DDTs	NA	EPA 8270Cm	44.6	ng/dry g			29-Sep-07	13-Oct-07	27221c-31041
Toxaphene	NA	EPA 8270Cm	ND	ng/dry g	10	50	29-Sep-07	13-Oct-07	27221c-31041
trans-Nonachlor	NA	EPA 8270Cm	J 2.3	ng/dry g	1	5	29-Sep-07	13-Oct-07	27221c-31041

MDL= Method Detection Limit (CFR 40 Part 136); RL= Reporting Limit; J= Estimated Value below the RL and above the MDL; ND= Not Detected; NA= Not Applicable; MI = Matrix Interference

California ELAP Certificate # 2261
57253 R1

CRG Marine Laboratories, Inc.

2020 Del Amo Blvd., Suite 200, Torrance, CA 90501-1206 (310) 533-5190 FAX (310) 533-5003 crglabs@sbcglobal.net

Chlorinated Pesticides

Client: *Weston Solutions*

CRG Project ID: *27221c*

CRG ID#: 57254

Sample: MC-1

Date Sampled: 17-Sep-07 16:40

Replicate #: R1

Description: LADPW MDR

Date Received: 19-Sep-07

DILUTION FACTOR: 1

Matrix: Sediment

CONSTITUENT	FRACTION	METHOD	RESULT	UNITS	MDL	RL	DATE PROCESSED	DATE ANALYZED	BATCH ID
(PCB030)	NA	EPA 8270Cm	62	% Recovery			29-Sep-07	13-Oct-07	27221c-31041
(PCB112)	NA	EPA 8270Cm	70	% Recovery			29-Sep-07	13-Oct-07	27221c-31041
(PCB198)	NA	EPA 8270Cm	75	% Recovery			29-Sep-07	13-Oct-07	27221c-31041
(TCMX)	NA	EPA 8270Cm	62	% Recovery			29-Sep-07	13-Oct-07	27221c-31041
2,4'-DDD	NA	EPA 8270Cm	J 1.4	ng/dry g	1	5	29-Sep-07	13-Oct-07	27221c-31041
2,4'-DDE	NA	EPA 8270Cm	J 2.3	ng/dry g	1	5	29-Sep-07	13-Oct-07	27221c-31041
2,4'-DDT	NA	EPA 8270Cm	ND	ng/dry g	1	5	29-Sep-07	13-Oct-07	27221c-31041
4,4'-DDD	NA	EPA 8270Cm	9.6	ng/dry g	1	5	29-Sep-07	13-Oct-07	27221c-31041
4,4'-DDE	NA	EPA 8270Cm	17.8	ng/dry g	1	5	29-Sep-07	13-Oct-07	27221c-31041
4,4'-DDT	NA	EPA 8270Cm	ND	ng/dry g	1	5	29-Sep-07	13-Oct-07	27221c-31041
Aldrin	NA	EPA 8270Cm	ND	ng/dry g	1	5	29-Sep-07	13-Oct-07	27221c-31041
BHC-alpha	NA	EPA 8270Cm	ND	ng/dry g	1	5	29-Sep-07	13-Oct-07	27221c-31041
BHC-beta	NA	EPA 8270Cm	ND	ng/dry g	1	5	29-Sep-07	13-Oct-07	27221c-31041
BHC-delta	NA	EPA 8270Cm	ND	ng/dry g	1	5	29-Sep-07	13-Oct-07	27221c-31041
BHC-gamma	NA	EPA 8270Cm	ND	ng/dry g	1	5	29-Sep-07	13-Oct-07	27221c-31041
Chlordane-alpha	NA	EPA 8270Cm	J 1.1	ng/dry g	1	5	29-Sep-07	13-Oct-07	27221c-31041
Chlordane-gamma	NA	EPA 8270Cm	ND	ng/dry g	1	5	29-Sep-07	13-Oct-07	27221c-31041
cis-Nonachlor	NA	EPA 8270Cm	ND	ng/dry g	1	5	29-Sep-07	13-Oct-07	27221c-31041
DCPA (Dacthal)	NA	EPA 8270Cm	ND	ng/dry g	5	10	29-Sep-07	13-Oct-07	27221c-31041
Dicofol	NA	EPA 8270Cm	ND	ng/dry g	1	5	29-Sep-07	13-Oct-07	27221c-31041
Dieldrin	NA	EPA 8270Cm	ND	ng/dry g	1	5	29-Sep-07	13-Oct-07	27221c-31041
Endosulfan Sulfate	NA	EPA 8270Cm	ND	ng/dry g	1	5	29-Sep-07	13-Oct-07	27221c-31041
Endosulfan-I	NA	EPA 8270Cm	ND	ng/dry g	1	5	29-Sep-07	13-Oct-07	27221c-31041
Endosulfan-II	NA	EPA 8270Cm	ND	ng/dry g	1	5	29-Sep-07	13-Oct-07	27221c-31041
Endrin	NA	EPA 8270Cm	ND	ng/dry g	1	5	29-Sep-07	13-Oct-07	27221c-31041
Endrin Aldehyde	NA	EPA 8270Cm	ND	ng/dry g	1	5	29-Sep-07	13-Oct-07	27221c-31041

MDL= Method Detection Limit (CFR 40 Part 136); RL= Reporting Limit; J= Estimated Value below the RL and above the MDL; ND= Not Detected; NA= Not Applicable; MI = Matrix Interference

California ELAP Certificate # 2261

57254 R1

CRG Marine Laboratories, Inc.

2020 Del Amo Blvd., Suite 200, Torrance, CA 90501-1206 (310) 533-5190 FAX (310) 533-5003 crglabs@sbcglobal.net

Chlorinated Pesticides

Client: *Weston Solutions*

CRG Project ID: *27221c*

CRG ID#: 57254

Sample: MC-1

Date Sampled: 17-Sep-07 16:40

Replicate #: R1

Description: LADPW MDR

Date Received: 19-Sep-07

DILUTION FACTOR: 1

Matrix: Sediment

CONSTITUENT	FRACTION	METHOD	RESULT	UNITS	MDL	RL	DATE PROCESSED	DATE ANALYZED	BATCH ID
Endrin Ketone	NA	EPA 8270Cm	ND	ng/dry g	1	5	29-Sep-07	13-Oct-07	27221c-31041
Heptachlor	NA	EPA 8270Cm	ND	ng/dry g	1	5	29-Sep-07	13-Oct-07	27221c-31041
Heptachlor Epoxide	NA	EPA 8270Cm	ND	ng/dry g	1	5	29-Sep-07	13-Oct-07	27221c-31041
Methoxychlor	NA	EPA 8270Cm	ND	ng/dry g	1	5	29-Sep-07	13-Oct-07	27221c-31041
Mirex	NA	EPA 8270Cm	ND	ng/dry g	1	5	29-Sep-07	13-Oct-07	27221c-31041
Oxychlordane	NA	EPA 8270Cm	ND	ng/dry g	1	5	29-Sep-07	13-Oct-07	27221c-31041
Perthane	NA	EPA 8270Cm	ND	ng/dry g	5	10	29-Sep-07	13-Oct-07	27221c-31041
Total Chlordane	NA	EPA 8270Cm	1.1	ng/dry g			29-Sep-07	13-Oct-07	27221c-31041
Total Detectable DDTs	NA	EPA 8270Cm	31.1	ng/dry g			29-Sep-07	13-Oct-07	27221c-31041
Toxaphene	NA	EPA 8270Cm	ND	ng/dry g	10	50	29-Sep-07	13-Oct-07	27221c-31041
trans-Nonachlor	NA	EPA 8270Cm	ND	ng/dry g	1	5	29-Sep-07	13-Oct-07	27221c-31041

MDL= Method Detection Limit (CFR 40 Part 136); RL= Reporting Limit; J= Estimated Value below the RL and above the MDL; ND= Not Detected; NA= Not Applicable; MI = Matrix Interference

California ELAP Certificate # 2261

57254 R1

CRG Marine Laboratories, Inc.

2020 Del Amo Blvd., Suite 200, Torrance, CA 90501-1206 (310) 533-5190 FAX (310) 533-5003 crglabs@sbcglobal.net

Chlorinated Pesticides

Client: *Weston Solutions*

CRG Project ID: *27221c*

CRG ID#: 57255

Sample: F-1

Date Sampled: 17-Sep-07 17:20

Replicate #: R1

Description: LADPW MDR

Date Received: 19-Sep-07

DILUTION FACTOR: 1

Matrix: Sediment

CONSTITUENT	FRACTION	METHOD	RESULT	UNITS	MDL	RL	DATE PROCESSED	DATE ANALYZED	BATCH ID
(PCB030)	NA	EPA 8270Cm	69	% Recovery			29-Sep-07	13-Oct-07	27221c-31041
(PCB112)	NA	EPA 8270Cm	71	% Recovery			29-Sep-07	13-Oct-07	27221c-31041
(PCB198)	NA	EPA 8270Cm	75	% Recovery			29-Sep-07	13-Oct-07	27221c-31041
(TCMX)	NA	EPA 8270Cm	70	% Recovery			29-Sep-07	13-Oct-07	27221c-31041
2,4'-DDD	NA	EPA 8270Cm	ND	ng/dry g	1	5	29-Sep-07	13-Oct-07	27221c-31041
2,4'-DDE	NA	EPA 8270Cm	J 1.1	ng/dry g	1	5	29-Sep-07	13-Oct-07	27221c-31041
2,4'-DDT	NA	EPA 8270Cm	ND	ng/dry g	1	5	29-Sep-07	13-Oct-07	27221c-31041
4,4'-DDD	NA	EPA 8270Cm	11.1	ng/dry g	1	5	29-Sep-07	13-Oct-07	27221c-31041
4,4'-DDE	NA	EPA 8270Cm	28.1	ng/dry g	1	5	29-Sep-07	13-Oct-07	27221c-31041
4,4'-DDT	NA	EPA 8270Cm	ND	ng/dry g	1	5	29-Sep-07	13-Oct-07	27221c-31041
Aldrin	NA	EPA 8270Cm	ND	ng/dry g	1	5	29-Sep-07	13-Oct-07	27221c-31041
BHC-alpha	NA	EPA 8270Cm	ND	ng/dry g	1	5	29-Sep-07	13-Oct-07	27221c-31041
BHC-beta	NA	EPA 8270Cm	ND	ng/dry g	1	5	29-Sep-07	13-Oct-07	27221c-31041
BHC-delta	NA	EPA 8270Cm	ND	ng/dry g	1	5	29-Sep-07	13-Oct-07	27221c-31041
BHC-gamma	NA	EPA 8270Cm	ND	ng/dry g	1	5	29-Sep-07	13-Oct-07	27221c-31041
Chlordane-alpha	NA	EPA 8270Cm	J 1.3	ng/dry g	1	5	29-Sep-07	13-Oct-07	27221c-31041
Chlordane-gamma	NA	EPA 8270Cm	J 1.2	ng/dry g	1	5	29-Sep-07	13-Oct-07	27221c-31041
cis-Nonachlor	NA	EPA 8270Cm	J 1.6	ng/dry g	1	5	29-Sep-07	13-Oct-07	27221c-31041
DCPA (Dacthal)	NA	EPA 8270Cm	ND	ng/dry g	5	10	29-Sep-07	13-Oct-07	27221c-31041
Dicofol	NA	EPA 8270Cm	ND	ng/dry g	1	5	29-Sep-07	13-Oct-07	27221c-31041
Dieldrin	NA	EPA 8270Cm	ND	ng/dry g	1	5	29-Sep-07	13-Oct-07	27221c-31041
Endosulfan Sulfate	NA	EPA 8270Cm	ND	ng/dry g	1	5	29-Sep-07	13-Oct-07	27221c-31041
Endosulfan-I	NA	EPA 8270Cm	ND	ng/dry g	1	5	29-Sep-07	13-Oct-07	27221c-31041
Endosulfan-II	NA	EPA 8270Cm	ND	ng/dry g	1	5	29-Sep-07	13-Oct-07	27221c-31041
Endrin	NA	EPA 8270Cm	ND	ng/dry g	1	5	29-Sep-07	13-Oct-07	27221c-31041
Endrin Aldehyde	NA	EPA 8270Cm	ND	ng/dry g	1	5	29-Sep-07	13-Oct-07	27221c-31041

MDL= Method Detection Limit (CFR 40 Part 136); RL= Reporting Limit; J= Estimated Value below the RL and above the MDL; ND= Not Detected; NA= Not Applicable; MI = Matrix Interference

California ELAP Certificate # 2261

57255 R1

CRG Marine Laboratories, Inc.

2020 Del Amo Blvd., Suite 200, Torrance, CA 90501-1206 (310) 533-5190 FAX (310) 533-5003 crglabs@sbcglobal.net

Chlorinated Pesticides

Client: *Weston Solutions*

CRG Project ID: *27221c*

CRG ID#: 57255

Sample: F-1

Date Sampled: 17-Sep-07 17:20

Replicate #: R1

Description: LADPW MDR

Date Received: 19-Sep-07

DILUTION FACTOR: 1

Matrix: Sediment

CONSTITUENT	FRACTION	METHOD	RESULT	UNITS	MDL	RL	DATE PROCESSED	DATE ANALYZED	BATCH ID
Endrin Ketone	NA	EPA 8270Cm	ND	ng/dry g	1	5	29-Sep-07	13-Oct-07	27221c-31041
Heptachlor	NA	EPA 8270Cm	ND	ng/dry g	1	5	29-Sep-07	13-Oct-07	27221c-31041
Heptachlor Epoxide	NA	EPA 8270Cm	ND	ng/dry g	1	5	29-Sep-07	13-Oct-07	27221c-31041
Methoxychlor	NA	EPA 8270Cm	ND	ng/dry g	1	5	29-Sep-07	13-Oct-07	27221c-31041
Mirex	NA	EPA 8270Cm	ND	ng/dry g	1	5	29-Sep-07	13-Oct-07	27221c-31041
Oxychlordane	NA	EPA 8270Cm	ND	ng/dry g	1	5	29-Sep-07	13-Oct-07	27221c-31041
Perthane	NA	EPA 8270Cm	ND	ng/dry g	5	10	29-Sep-07	13-Oct-07	27221c-31041
Total Chlordane	NA	EPA 8270Cm	5.2	ng/dry g			29-Sep-07	13-Oct-07	27221c-31041
Total Detectable DDTs	NA	EPA 8270Cm	40.3	ng/dry g			29-Sep-07	13-Oct-07	27221c-31041
Toxaphene	NA	EPA 8270Cm	ND	ng/dry g	10	50	29-Sep-07	13-Oct-07	27221c-31041
trans-Nonachlor	NA	EPA 8270Cm	J 1.1	ng/dry g	1	5	29-Sep-07	13-Oct-07	27221c-31041

MDL= Method Detection Limit (CFR 40 Part 136); RL= Reporting Limit; J= Estimated Value below the RL and above the MDL; ND= Not Detected; NA= Not Applicable; MI = Matrix Interference

California ELAP Certificate # 2261
57255 R1

CRG Marine Laboratories, Inc.

2020 Del Amo Blvd., Suite 200, Torrance, CA 90501-1206 (310) 533-5190 FAX (310) 533-5003 crglabs@sbcglobal.net

Chlorinated Pesticides

Client: *Weston Solutions*

CRG Project ID: *27221c*

CRG ID#: 57256

Sample: MC-5

Date Sampled: 18-Sep-07 07:50

Replicate #: R1

Description: LADPW MDR

Date Received: 19-Sep-07

DILUTION FACTOR: 1

Matrix: Sediment

CONSTITUENT	FRACTION	METHOD	RESULT	UNITS	MDL	RL	DATE PROCESSED	DATE ANALYZED	BATCH ID
(PCB030)	NA	EPA 8270Cm	72	% Recovery			29-Sep-07	13-Oct-07	27221c-31041
(PCB112)	NA	EPA 8270Cm	70	% Recovery			29-Sep-07	13-Oct-07	27221c-31041
(PCB198)	NA	EPA 8270Cm	83	% Recovery			29-Sep-07	13-Oct-07	27221c-31041
(TCMX)	NA	EPA 8270Cm	74	% Recovery			29-Sep-07	13-Oct-07	27221c-31041
2,4'-DDD	NA	EPA 8270Cm	ND	ng/dry g	1	5	29-Sep-07	13-Oct-07	27221c-31041
2,4'-DDE	NA	EPA 8270Cm	ND	ng/dry g	1	5	29-Sep-07	13-Oct-07	27221c-31041
2,4'-DDT	NA	EPA 8270Cm	ND	ng/dry g	1	5	29-Sep-07	13-Oct-07	27221c-31041
4,4'-DDD	NA	EPA 8270Cm	ND	ng/dry g	1	5	29-Sep-07	13-Oct-07	27221c-31041
4,4'-DDE	NA	EPA 8270Cm	24.5	ng/dry g	1	5	29-Sep-07	13-Oct-07	27221c-31041
4,4'-DDT	NA	EPA 8270Cm	ND	ng/dry g	1	5	29-Sep-07	13-Oct-07	27221c-31041
Aldrin	NA	EPA 8270Cm	ND	ng/dry g	1	5	29-Sep-07	13-Oct-07	27221c-31041
BHC-alpha	NA	EPA 8270Cm	ND	ng/dry g	1	5	29-Sep-07	13-Oct-07	27221c-31041
BHC-beta	NA	EPA 8270Cm	ND	ng/dry g	1	5	29-Sep-07	13-Oct-07	27221c-31041
BHC-delta	NA	EPA 8270Cm	ND	ng/dry g	1	5	29-Sep-07	13-Oct-07	27221c-31041
BHC-gamma	NA	EPA 8270Cm	ND	ng/dry g	1	5	29-Sep-07	13-Oct-07	27221c-31041
Chlordane-alpha	NA	EPA 8270Cm	J 4.5	ng/dry g	1	5	29-Sep-07	13-Oct-07	27221c-31041
Chlordane-gamma	NA	EPA 8270Cm	5.9	ng/dry g	1	5	29-Sep-07	13-Oct-07	27221c-31041
cis-Nonachlor	NA	EPA 8270Cm	J 4.8	ng/dry g	1	5	29-Sep-07	13-Oct-07	27221c-31041
DCPA (Dacthal)	NA	EPA 8270Cm	ND	ng/dry g	5	10	29-Sep-07	13-Oct-07	27221c-31041
Dicofol	NA	EPA 8270Cm	ND	ng/dry g	1	5	29-Sep-07	13-Oct-07	27221c-31041
Dieldrin	NA	EPA 8270Cm	ND	ng/dry g	1	5	29-Sep-07	13-Oct-07	27221c-31041
Endosulfan Sulfate	NA	EPA 8270Cm	ND	ng/dry g	1	5	29-Sep-07	13-Oct-07	27221c-31041
Endosulfan-I	NA	EPA 8270Cm	ND	ng/dry g	1	5	29-Sep-07	13-Oct-07	27221c-31041
Endosulfan-II	NA	EPA 8270Cm	ND	ng/dry g	1	5	29-Sep-07	13-Oct-07	27221c-31041
Endrin	NA	EPA 8270Cm	ND	ng/dry g	1	5	29-Sep-07	13-Oct-07	27221c-31041
Endrin Aldehyde	NA	EPA 8270Cm	ND	ng/dry g	1	5	29-Sep-07	13-Oct-07	27221c-31041

MDL= Method Detection Limit (CFR 40 Part 136); RL= Reporting Limit; J= Estimated Value below the RL and above the MDL; ND= Not Detected; NA= Not Applicable; MI = Matrix Interference

California ELAP Certificate # 2261

57256

R1

CRG Marine Laboratories, Inc.

2020 Del Amo Blvd., Suite 200, Torrance, CA 90501-1206 (310) 533-5190 FAX (310) 533-5003 crglabs@sbcglobal.net

Chlorinated Pesticides

Client: *Weston Solutions*

CRG Project ID: *27221c*

CRG ID#: 57256

Sample: MC-5

Date Sampled: 18-Sep-07 07:50

Replicate #: R1

Description: LADPW MDR

Date Received: 19-Sep-07

DILUTION FACTOR: 1

Matrix: Sediment

CONSTITUENT	FRACTION	METHOD	RESULT	UNITS	MDL	RL	DATE PROCESSED	DATE ANALYZED	BATCH ID
Endrin Ketone	NA	EPA 8270Cm	ND	ng/dry g	1	5	29-Sep-07	13-Oct-07	27221c-31041
Heptachlor	NA	EPA 8270Cm	ND	ng/dry g	1	5	29-Sep-07	13-Oct-07	27221c-31041
Heptachlor Epoxide	NA	EPA 8270Cm	ND	ng/dry g	1	5	29-Sep-07	13-Oct-07	27221c-31041
Methoxychlor	NA	EPA 8270Cm	ND	ng/dry g	1	5	29-Sep-07	13-Oct-07	27221c-31041
Mirex	NA	EPA 8270Cm	ND	ng/dry g	1	5	29-Sep-07	13-Oct-07	27221c-31041
Oxychlorane	NA	EPA 8270Cm	ND	ng/dry g	1	5	29-Sep-07	13-Oct-07	27221c-31041
Perthane	NA	EPA 8270Cm	ND	ng/dry g	5	10	29-Sep-07	13-Oct-07	27221c-31041
Total Chlordane	NA	EPA 8270Cm	21.4	ng/dry g			29-Sep-07	13-Oct-07	27221c-31041
Total Detectable DDTs	NA	EPA 8270Cm	24.5	ng/dry g			29-Sep-07	13-Oct-07	27221c-31041
Toxaphene	NA	EPA 8270Cm	ND	ng/dry g	10	50	29-Sep-07	13-Oct-07	27221c-31041
trans-Nonachlor	NA	EPA 8270Cm	6.2	ng/dry g	1	5	29-Sep-07	13-Oct-07	27221c-31041

MDL= Method Detection Limit (CFR 40 Part 136); RL= Reporting Limit; J= Estimated Value below the RL and above the MDL; ND= Not Detected; NA= Not Applicable; MI = Matrix Interference

California ELAP Certificate # 2261
57256 R1

CRG Marine Laboratories, Inc.

2020 Del Amo Blvd., Suite 200, Torrance, CA 90501-1206 (310) 533-5190 FAX (310) 533-5003 crglabs@sbcglobal.net

Chlorinated Pesticides

Client: *Weston Solutions*

CRG Project ID: *27221c*

CRG ID#: 57257

Sample: MC-3

Date Sampled: 18-Sep-07 09:00

Replicate #: R1

Description: LADPW MDR

Date Received: 19-Sep-07

DILUTION FACTOR: 1

Matrix: Sediment

CONSTITUENT	FRACTION	METHOD	RESULT	UNITS	MDL	RL	DATE PROCESSED	DATE ANALYZED	BATCH ID
(PCB030)	NA	EPA 8270Cm	67	% Recovery			29-Sep-07	13-Oct-07	27221c-31041
(PCB112)	NA	EPA 8270Cm	75	% Recovery			29-Sep-07	13-Oct-07	27221c-31041
(PCB198)	NA	EPA 8270Cm	84	% Recovery			29-Sep-07	13-Oct-07	27221c-31041
(TCMX)	NA	EPA 8270Cm	72	% Recovery			29-Sep-07	13-Oct-07	27221c-31041
2,4'-DDD	NA	EPA 8270Cm	ND	ng/dry g	1	5	29-Sep-07	13-Oct-07	27221c-31041
2,4'-DDE	NA	EPA 8270Cm	J 4.6	ng/dry g	1	5	29-Sep-07	13-Oct-07	27221c-31041
2,4'-DDT	NA	EPA 8270Cm	ND	ng/dry g	1	5	29-Sep-07	13-Oct-07	27221c-31041
4,4'-DDD	NA	EPA 8270Cm	7.1	ng/dry g	1	5	29-Sep-07	13-Oct-07	27221c-31041
4,4'-DDE	NA	EPA 8270Cm	19.9	ng/dry g	1	5	29-Sep-07	13-Oct-07	27221c-31041
4,4'-DDT	NA	EPA 8270Cm	ND	ng/dry g	1	5	29-Sep-07	13-Oct-07	27221c-31041
Aldrin	NA	EPA 8270Cm	ND	ng/dry g	1	5	29-Sep-07	13-Oct-07	27221c-31041
BHC-alpha	NA	EPA 8270Cm	ND	ng/dry g	1	5	29-Sep-07	13-Oct-07	27221c-31041
BHC-beta	NA	EPA 8270Cm	ND	ng/dry g	1	5	29-Sep-07	13-Oct-07	27221c-31041
BHC-delta	NA	EPA 8270Cm	ND	ng/dry g	1	5	29-Sep-07	13-Oct-07	27221c-31041
BHC-gamma	NA	EPA 8270Cm	ND	ng/dry g	1	5	29-Sep-07	13-Oct-07	27221c-31041
Chlordane-alpha	NA	EPA 8270Cm	J 3.6	ng/dry g	1	5	29-Sep-07	13-Oct-07	27221c-31041
Chlordane-gamma	NA	EPA 8270Cm	J 3.9	ng/dry g	1	5	29-Sep-07	13-Oct-07	27221c-31041
cis-Nonachlor	NA	EPA 8270Cm	5.8	ng/dry g	1	5	29-Sep-07	13-Oct-07	27221c-31041
DCPA (Dacthal)	NA	EPA 8270Cm	ND	ng/dry g	5	10	29-Sep-07	13-Oct-07	27221c-31041
Dicofol	NA	EPA 8270Cm	ND	ng/dry g	1	5	29-Sep-07	13-Oct-07	27221c-31041
Dieldrin	NA	EPA 8270Cm	ND	ng/dry g	1	5	29-Sep-07	13-Oct-07	27221c-31041
Endosulfan Sulfate	NA	EPA 8270Cm	ND	ng/dry g	1	5	29-Sep-07	13-Oct-07	27221c-31041
Endosulfan-I	NA	EPA 8270Cm	ND	ng/dry g	1	5	29-Sep-07	13-Oct-07	27221c-31041
Endosulfan-II	NA	EPA 8270Cm	ND	ng/dry g	1	5	29-Sep-07	13-Oct-07	27221c-31041
Endrin	NA	EPA 8270Cm	ND	ng/dry g	1	5	29-Sep-07	13-Oct-07	27221c-31041
Endrin Aldehyde	NA	EPA 8270Cm	ND	ng/dry g	1	5	29-Sep-07	13-Oct-07	27221c-31041

MDL= Method Detection Limit (CFR 40 Part 136); RL= Reporting Limit; J= Estimated Value below the RL and above the MDL; ND= Not Detected; NA= Not Applicable; MI = Matrix Interference

**California ELAP Certificate # 2261
57257 R1**

CRG Marine Laboratories, Inc.

2020 Del Amo Blvd., Suite 200, Torrance, CA 90501-1206 (310) 533-5190 FAX (310) 533-5003 crglabs@sbcglobal.net

Chlorinated Pesticides

Client: *Weston Solutions*

CRG Project ID: *27221c*

CRG ID#: 57257

Sample: MC-3

Date Sampled: 18-Sep-07 09:00

Replicate #: R1

Description: LADPW MDR

Date Received: 19-Sep-07

DILUTION FACTOR: 1

Matrix: Sediment

CONSTITUENT	FRACTION	METHOD	RESULT	UNITS	MDL	RL	DATE PROCESSED	DATE ANALYZED	BATCH ID
Endrin Ketone	NA	EPA 8270Cm	ND	ng/dry g	1	5	29-Sep-07	13-Oct-07	27221c-31041
Heptachlor	NA	EPA 8270Cm	ND	ng/dry g	1	5	29-Sep-07	13-Oct-07	27221c-31041
Heptachlor Epoxide	NA	EPA 8270Cm	ND	ng/dry g	1	5	29-Sep-07	13-Oct-07	27221c-31041
Methoxychlor	NA	EPA 8270Cm	ND	ng/dry g	1	5	29-Sep-07	13-Oct-07	27221c-31041
Mirex	NA	EPA 8270Cm	ND	ng/dry g	1	5	29-Sep-07	13-Oct-07	27221c-31041
Oxychlorane	NA	EPA 8270Cm	ND	ng/dry g	1	5	29-Sep-07	13-Oct-07	27221c-31041
Perthane	NA	EPA 8270Cm	ND	ng/dry g	5	10	29-Sep-07	13-Oct-07	27221c-31041
Total Chlordane	NA	EPA 8270Cm	15.4	ng/dry g			29-Sep-07	13-Oct-07	27221c-31041
Total Detectable DDTs	NA	EPA 8270Cm	31.6	ng/dry g			29-Sep-07	13-Oct-07	27221c-31041
Toxaphene	NA	EPA 8270Cm	ND	ng/dry g	10	50	29-Sep-07	13-Oct-07	27221c-31041
trans-Nonachlor	NA	EPA 8270Cm	J 2.1	ng/dry g	1	5	29-Sep-07	13-Oct-07	27221c-31041

MDL= Method Detection Limit (CFR 40 Part 136); RL= Reporting Limit; J= Estimated Value below the RL and above the MDL; ND= Not Detected; NA= Not Applicable; MI = Matrix Interference

California ELAP Certificate # 2261

57257

R1

CRG Marine Laboratories, Inc.

2020 Del Amo Blvd., Suite 200, Torrance, CA 90501-1206 (310) 533-5190 FAX (310) 533-5003 crglabs@sbcglobal.net

Chlorinated Pesticides

Client: *Weston Solutions*

CRG Project ID: *27221c*

CRG ID#: 57258

Sample: E-1

Date Sampled: 18-Sep-07 09:45

Replicate #: R1

Description: LADPW MDR

Date Received: 19-Sep-07

DILUTION FACTOR: 1

Matrix: Sediment

CONSTITUENT	FRACTION	METHOD	RESULT	UNITS	MDL	RL	DATE PROCESSED	DATE ANALYZED	BATCH ID
(PCB030)	NA	EPA 8270Cm	67	% Recovery			29-Sep-07	13-Oct-07	27221c-31041
(PCB112)	NA	EPA 8270Cm	73	% Recovery			29-Sep-07	13-Oct-07	27221c-31041
(PCB198)	NA	EPA 8270Cm	86	% Recovery			29-Sep-07	13-Oct-07	27221c-31041
(TCMX)	NA	EPA 8270Cm	69	% Recovery			29-Sep-07	13-Oct-07	27221c-31041
2,4'-DDD	NA	EPA 8270Cm	J 1.6	ng/dry g	1	5	29-Sep-07	13-Oct-07	27221c-31041
2,4'-DDE	NA	EPA 8270Cm	J 1.8	ng/dry g	1	5	29-Sep-07	13-Oct-07	27221c-31041
2,4'-DDT	NA	EPA 8270Cm	ND	ng/dry g	1	5	29-Sep-07	13-Oct-07	27221c-31041
4,4'-DDD	NA	EPA 8270Cm	14.7	ng/dry g	1	5	29-Sep-07	13-Oct-07	27221c-31041
4,4'-DDE	NA	EPA 8270Cm	32.5	ng/dry g	1	5	29-Sep-07	13-Oct-07	27221c-31041
4,4'-DDT	NA	EPA 8270Cm	ND	ng/dry g	1	5	29-Sep-07	13-Oct-07	27221c-31041
Aldrin	NA	EPA 8270Cm	ND	ng/dry g	1	5	29-Sep-07	13-Oct-07	27221c-31041
BHC-alpha	NA	EPA 8270Cm	ND	ng/dry g	1	5	29-Sep-07	13-Oct-07	27221c-31041
BHC-beta	NA	EPA 8270Cm	ND	ng/dry g	1	5	29-Sep-07	13-Oct-07	27221c-31041
BHC-delta	NA	EPA 8270Cm	ND	ng/dry g	1	5	29-Sep-07	13-Oct-07	27221c-31041
BHC-gamma	NA	EPA 8270Cm	ND	ng/dry g	1	5	29-Sep-07	13-Oct-07	27221c-31041
Chlordane-alpha	NA	EPA 8270Cm	J 2.2	ng/dry g	1	5	29-Sep-07	13-Oct-07	27221c-31041
Chlordane-gamma	NA	EPA 8270Cm	J 2.1	ng/dry g	1	5	29-Sep-07	13-Oct-07	27221c-31041
cis-Nonachlor	NA	EPA 8270Cm	ND	ng/dry g	1	5	29-Sep-07	13-Oct-07	27221c-31041
DCPA (Dacthal)	NA	EPA 8270Cm	ND	ng/dry g	5	10	29-Sep-07	13-Oct-07	27221c-31041
Dicofol	NA	EPA 8270Cm	ND	ng/dry g	1	5	29-Sep-07	13-Oct-07	27221c-31041
Dieldrin	NA	EPA 8270Cm	ND	ng/dry g	1	5	29-Sep-07	13-Oct-07	27221c-31041
Endosulfan Sulfate	NA	EPA 8270Cm	ND	ng/dry g	1	5	29-Sep-07	13-Oct-07	27221c-31041
Endosulfan-I	NA	EPA 8270Cm	ND	ng/dry g	1	5	29-Sep-07	13-Oct-07	27221c-31041
Endosulfan-II	NA	EPA 8270Cm	ND	ng/dry g	1	5	29-Sep-07	13-Oct-07	27221c-31041
Endrin	NA	EPA 8270Cm	ND	ng/dry g	1	5	29-Sep-07	13-Oct-07	27221c-31041
Endrin Aldehyde	NA	EPA 8270Cm	ND	ng/dry g	1	5	29-Sep-07	13-Oct-07	27221c-31041

MDL= Method Detection Limit (CFR 40 Part 136); RL= Reporting Limit; J= Estimated Value below the RL and above the MDL; ND= Not Detected; NA= Not Applicable; MI = Matrix Interference

**California ELAP Certificate # 2261
57258 R1**

CRG Marine Laboratories, Inc.

2020 Del Amo Blvd., Suite 200, Torrance, CA 90501-1206 (310) 533-5190 FAX (310) 533-5003 crglabs@sbcglobal.net

Chlorinated Pesticides

Client: *Weston Solutions*

CRG Project ID: *27221c*

CRG ID#: 57258

Sample: E-1

Date Sampled: 18-Sep-07 09:45

Replicate #: R1

Description: LADPW MDR

Date Received: 19-Sep-07

DILUTION FACTOR: 1

Matrix: Sediment

CONSTITUENT	FRACTION	METHOD	RESULT	UNITS	MDL	RL	DATE PROCESSED	DATE ANALYZED	BATCH ID
Endrin Ketone	NA	EPA 8270Cm	ND	ng/dry g	1	5	29-Sep-07	13-Oct-07	27221c-31041
Heptachlor	NA	EPA 8270Cm	ND	ng/dry g	1	5	29-Sep-07	13-Oct-07	27221c-31041
Heptachlor Epoxide	NA	EPA 8270Cm	ND	ng/dry g	1	5	29-Sep-07	13-Oct-07	27221c-31041
Methoxychlor	NA	EPA 8270Cm	ND	ng/dry g	1	5	29-Sep-07	13-Oct-07	27221c-31041
Mirex	NA	EPA 8270Cm	ND	ng/dry g	1	5	29-Sep-07	13-Oct-07	27221c-31041
Oxychlordane	NA	EPA 8270Cm	ND	ng/dry g	1	5	29-Sep-07	13-Oct-07	27221c-31041
Perthane	NA	EPA 8270Cm	ND	ng/dry g	5	10	29-Sep-07	13-Oct-07	27221c-31041
Total Chlordane	NA	EPA 8270Cm	5.5	ng/dry g			29-Sep-07	13-Oct-07	27221c-31041
Total Detectable DDTs	NA	EPA 8270Cm	50.6	ng/dry g			29-Sep-07	13-Oct-07	27221c-31041
Toxaphene	NA	EPA 8270Cm	ND	ng/dry g	10	50	29-Sep-07	13-Oct-07	27221c-31041
trans-Nonachlor	NA	EPA 8270Cm	J 1.2	ng/dry g	1	5	29-Sep-07	13-Oct-07	27221c-31041

MDL= Method Detection Limit (CFR 40 Part 136); RL= Reporting Limit; J= Estimated Value below the RL and above the MDL; ND= Not Detected; NA= Not Applicable; MI = Matrix Interference

California ELAP Certificate # 2261
57258 R1

CRG Marine Laboratories, Inc.

2020 Del Amo Blvd., Suite 200, Torrance, CA 90501-1206 (310) 533-5190 FAX (310) 533-5003 crglabs@sbcglobal.net

Chlorinated Pesticides

Client: *Weston Solutions*

CRG Project ID: *27221c*

CRG ID#: 57259

Sample: G-2

Date Sampled: 18-Sep-07 11:45

Replicate #: R1

Description: LADPW MDR

Date Received: 19-Sep-07

DILUTION FACTOR: 1

Matrix: Sediment

CONSTITUENT	FRACTION	METHOD	RESULT	UNITS	MDL	RL	DATE PROCESSED	DATE ANALYZED	BATCH ID
(PCB030)	NA	EPA 8270Cm	67	% Recovery			29-Sep-07	13-Oct-07	27221c-31041
(PCB112)	NA	EPA 8270Cm	71	% Recovery			29-Sep-07	13-Oct-07	27221c-31041
(PCB198)	NA	EPA 8270Cm	76	% Recovery			29-Sep-07	13-Oct-07	27221c-31041
(TCMX)	NA	EPA 8270Cm	69	% Recovery			29-Sep-07	13-Oct-07	27221c-31041
2,4'-DDD	NA	EPA 8270Cm	ND	ng/dry g	1	5	29-Sep-07	13-Oct-07	27221c-31041
2,4'-DDE	NA	EPA 8270Cm	J 1.2	ng/dry g	1	5	29-Sep-07	13-Oct-07	27221c-31041
2,4'-DDT	NA	EPA 8270Cm	ND	ng/dry g	1	5	29-Sep-07	13-Oct-07	27221c-31041
4,4'-DDD	NA	EPA 8270Cm	J 3.7	ng/dry g	1	5	29-Sep-07	13-Oct-07	27221c-31041
4,4'-DDE	NA	EPA 8270Cm	21.7	ng/dry g	1	5	29-Sep-07	13-Oct-07	27221c-31041
4,4'-DDT	NA	EPA 8270Cm	J 3.2	ng/dry g	1	5	29-Sep-07	13-Oct-07	27221c-31041
Aldrin	NA	EPA 8270Cm	ND	ng/dry g	1	5	29-Sep-07	13-Oct-07	27221c-31041
BHC-alpha	NA	EPA 8270Cm	ND	ng/dry g	1	5	29-Sep-07	13-Oct-07	27221c-31041
BHC-beta	NA	EPA 8270Cm	ND	ng/dry g	1	5	29-Sep-07	13-Oct-07	27221c-31041
BHC-delta	NA	EPA 8270Cm	ND	ng/dry g	1	5	29-Sep-07	13-Oct-07	27221c-31041
BHC-gamma	NA	EPA 8270Cm	ND	ng/dry g	1	5	29-Sep-07	13-Oct-07	27221c-31041
Chlordane-alpha	NA	EPA 8270Cm	J 1.8	ng/dry g	1	5	29-Sep-07	13-Oct-07	27221c-31041
Chlordane-gamma	NA	EPA 8270Cm	J 1.4	ng/dry g	1	5	29-Sep-07	13-Oct-07	27221c-31041
cis-Nonachlor	NA	EPA 8270Cm	J 2	ng/dry g	1	5	29-Sep-07	13-Oct-07	27221c-31041
DCPA (Dacthal)	NA	EPA 8270Cm	ND	ng/dry g	5	10	29-Sep-07	13-Oct-07	27221c-31041
Dicofol	NA	EPA 8270Cm	ND	ng/dry g	1	5	29-Sep-07	13-Oct-07	27221c-31041
Dieldrin	NA	EPA 8270Cm	ND	ng/dry g	1	5	29-Sep-07	13-Oct-07	27221c-31041
Endosulfan Sulfate	NA	EPA 8270Cm	ND	ng/dry g	1	5	29-Sep-07	13-Oct-07	27221c-31041
Endosulfan-I	NA	EPA 8270Cm	ND	ng/dry g	1	5	29-Sep-07	13-Oct-07	27221c-31041
Endosulfan-II	NA	EPA 8270Cm	ND	ng/dry g	1	5	29-Sep-07	13-Oct-07	27221c-31041
Endrin	NA	EPA 8270Cm	ND	ng/dry g	1	5	29-Sep-07	13-Oct-07	27221c-31041
Endrin Aldehyde	NA	EPA 8270Cm	ND	ng/dry g	1	5	29-Sep-07	13-Oct-07	27221c-31041

MDL= Method Detection Limit (CFR 40 Part 136); RL= Reporting Limit; J= Estimated Value below the RL and above the MDL; ND= Not Detected; NA= Not Applicable; MI = Matrix Interference

**California ELAP Certificate # 2261
57259 R1**

CRG Marine Laboratories, Inc.

2020 Del Amo Blvd., Suite 200, Torrance, CA 90501-1206 (310) 533-5190 FAX (310) 533-5003 crglabs@sbcglobal.net

Chlorinated Pesticides

Client: *Weston Solutions*

CRG Project ID: *27221c*

CRG ID#: 57259

Sample: G-2

Date Sampled: 18-Sep-07 11:45

Replicate #: R1

Description: LADPW MDR

Date Received: 19-Sep-07

DILUTION FACTOR: 1

Matrix: Sediment

CONSTITUENT	FRACTION	METHOD	RESULT	UNITS	MDL	RL	DATE PROCESSED	DATE ANALYZED	BATCH ID
Endrin Ketone	NA	EPA 8270Cm	ND	ng/dry g	1	5	29-Sep-07	13-Oct-07	27221c-31041
Heptachlor	NA	EPA 8270Cm	ND	ng/dry g	1	5	29-Sep-07	13-Oct-07	27221c-31041
Heptachlor Epoxide	NA	EPA 8270Cm	ND	ng/dry g	1	5	29-Sep-07	13-Oct-07	27221c-31041
Methoxychlor	NA	EPA 8270Cm	ND	ng/dry g	1	5	29-Sep-07	13-Oct-07	27221c-31041
Mirex	NA	EPA 8270Cm	ND	ng/dry g	1	5	29-Sep-07	13-Oct-07	27221c-31041
Oxychlordane	NA	EPA 8270Cm	ND	ng/dry g	1	5	29-Sep-07	13-Oct-07	27221c-31041
Perthane	NA	EPA 8270Cm	ND	ng/dry g	5	10	29-Sep-07	13-Oct-07	27221c-31041
Total Chlordane	NA	EPA 8270Cm	6.4	ng/dry g			29-Sep-07	13-Oct-07	27221c-31041
Total Detectable DDTs	NA	EPA 8270Cm	29.8	ng/dry g			29-Sep-07	13-Oct-07	27221c-31041
Toxaphene	NA	EPA 8270Cm	ND	ng/dry g	10	50	29-Sep-07	13-Oct-07	27221c-31041
trans-Nonachlor	NA	EPA 8270Cm	J 1.2	ng/dry g	1	5	29-Sep-07	13-Oct-07	27221c-31041

MDL= Method Detection Limit (CFR 40 Part 136); RL= Reporting Limit; J= Estimated Value below the RL and above the MDL; ND= Not Detected; NA= Not Applicable; MI = Matrix Interference

California ELAP Certificate # 2261
57259 R1

CRG Marine Laboratories, Inc.

2020 Del Amo Blvd., Suite 200, Torrance, CA 90501-1206 (310) 533-5190 FAX (310) 533-5003 crglabs@sbcglobal.net

Chlorinated Pesticides

Client: *Weston Solutions*

CRG Project ID: *27221c*

CRG ID#: 57260

Sample: C-2

Date Sampled: 18-Sep-07 12:10

Replicate #: R1

Description: LADPW MDR

Date Received: 19-Sep-07

DILUTION FACTOR: 1

Matrix: Sediment

CONSTITUENT	FRACTION	METHOD	RESULT	UNITS	MDL	RL	DATE PROCESSED	DATE ANALYZED	BATCH ID
(PCB030)	NA	EPA 8270Cm	70	% Recovery			29-Sep-07	13-Oct-07	27221c-31041
(PCB112)	NA	EPA 8270Cm	77	% Recovery			29-Sep-07	13-Oct-07	27221c-31041
(PCB198)	NA	EPA 8270Cm	80	% Recovery			29-Sep-07	13-Oct-07	27221c-31041
(TCMX)	NA	EPA 8270Cm	72	% Recovery			29-Sep-07	13-Oct-07	27221c-31041
2,4'-DDD	NA	EPA 8270Cm	ND	ng/dry g	1	5	29-Sep-07	13-Oct-07	27221c-31041
2,4'-DDE	NA	EPA 8270Cm	ND	ng/dry g	1	5	29-Sep-07	13-Oct-07	27221c-31041
2,4'-DDT	NA	EPA 8270Cm	ND	ng/dry g	1	5	29-Sep-07	13-Oct-07	27221c-31041
4,4'-DDD	NA	EPA 8270Cm	J 1.3	ng/dry g	1	5	29-Sep-07	13-Oct-07	27221c-31041
4,4'-DDE	NA	EPA 8270Cm	13.6	ng/dry g	1	5	29-Sep-07	13-Oct-07	27221c-31041
4,4'-DDT	NA	EPA 8270Cm	ND	ng/dry g	1	5	29-Sep-07	13-Oct-07	27221c-31041
Aldrin	NA	EPA 8270Cm	ND	ng/dry g	1	5	29-Sep-07	13-Oct-07	27221c-31041
BHC-alpha	NA	EPA 8270Cm	ND	ng/dry g	1	5	29-Sep-07	13-Oct-07	27221c-31041
BHC-beta	NA	EPA 8270Cm	ND	ng/dry g	1	5	29-Sep-07	13-Oct-07	27221c-31041
BHC-delta	NA	EPA 8270Cm	ND	ng/dry g	1	5	29-Sep-07	13-Oct-07	27221c-31041
BHC-gamma	NA	EPA 8270Cm	ND	ng/dry g	1	5	29-Sep-07	13-Oct-07	27221c-31041
Chlordane-alpha	NA	EPA 8270Cm	ND	ng/dry g	1	5	29-Sep-07	13-Oct-07	27221c-31041
Chlordane-gamma	NA	EPA 8270Cm	ND	ng/dry g	1	5	29-Sep-07	13-Oct-07	27221c-31041
cis-Nonachlor	NA	EPA 8270Cm	ND	ng/dry g	1	5	29-Sep-07	13-Oct-07	27221c-31041
DCPA (Dacthal)	NA	EPA 8270Cm	ND	ng/dry g	5	10	29-Sep-07	13-Oct-07	27221c-31041
Dicofol	NA	EPA 8270Cm	ND	ng/dry g	1	5	29-Sep-07	13-Oct-07	27221c-31041
Dieldrin	NA	EPA 8270Cm	ND	ng/dry g	1	5	29-Sep-07	13-Oct-07	27221c-31041
Endosulfan Sulfate	NA	EPA 8270Cm	ND	ng/dry g	1	5	29-Sep-07	13-Oct-07	27221c-31041
Endosulfan-I	NA	EPA 8270Cm	ND	ng/dry g	1	5	29-Sep-07	13-Oct-07	27221c-31041
Endosulfan-II	NA	EPA 8270Cm	ND	ng/dry g	1	5	29-Sep-07	13-Oct-07	27221c-31041
Endrin	NA	EPA 8270Cm	ND	ng/dry g	1	5	29-Sep-07	13-Oct-07	27221c-31041
Endrin Aldehyde	NA	EPA 8270Cm	ND	ng/dry g	1	5	29-Sep-07	13-Oct-07	27221c-31041

MDL= Method Detection Limit (CFR 40 Part 136); RL= Reporting Limit; J= Estimated Value below the RL and above the MDL; ND= Not Detected; NA= Not Applicable; MI = Matrix Interference

**California ELAP Certificate # 2261
57260 R1**

CRG Marine Laboratories, Inc.

2020 Del Amo Blvd., Suite 200, Torrance, CA 90501-1206 (310) 533-5190 FAX (310) 533-5003 crglabs@sbcglobal.net

Chlorinated Pesticides

Client: *Weston Solutions*

CRG Project ID: *27221c*

CRG ID#: 57260

Sample: C-2

Date Sampled: 18-Sep-07 12:10

Replicate #: R1

Description: LADPW MDR

Date Received: 19-Sep-07

DILUTION FACTOR: 1

Matrix: Sediment

CONSTITUENT	FRACTION	METHOD	RESULT	UNITS	MDL	RL	DATE PROCESSED	DATE ANALYZED	BATCH ID
Endrin Ketone	NA	EPA 8270Cm	ND	ng/dry g	1	5	29-Sep-07	13-Oct-07	27221c-31041
Heptachlor	NA	EPA 8270Cm	ND	ng/dry g	1	5	29-Sep-07	13-Oct-07	27221c-31041
Heptachlor Epoxide	NA	EPA 8270Cm	ND	ng/dry g	1	5	29-Sep-07	13-Oct-07	27221c-31041
Methoxychlor	NA	EPA 8270Cm	ND	ng/dry g	1	5	29-Sep-07	13-Oct-07	27221c-31041
Mirex	NA	EPA 8270Cm	ND	ng/dry g	1	5	29-Sep-07	13-Oct-07	27221c-31041
Oxychlordane	NA	EPA 8270Cm	ND	ng/dry g	1	5	29-Sep-07	13-Oct-07	27221c-31041
Perthane	NA	EPA 8270Cm	ND	ng/dry g	5	10	29-Sep-07	13-Oct-07	27221c-31041
Total Chlordane	NA	EPA 8270Cm	0	ng/dry g			29-Sep-07	13-Oct-07	27221c-31041
Total Detectable DDTs	NA	EPA 8270Cm	14.9	ng/dry g			29-Sep-07	13-Oct-07	27221c-31041
Toxaphene	NA	EPA 8270Cm	ND	ng/dry g	10	50	29-Sep-07	13-Oct-07	27221c-31041
trans-Nonachlor	NA	EPA 8270Cm	ND	ng/dry g	1	5	29-Sep-07	13-Oct-07	27221c-31041

MDL= Method Detection Limit (CFR 40 Part 136); RL= Reporting Limit; J= Estimated Value below the RL and above the MDL; ND= Not Detected; NA= Not Applicable; MI = Matrix Interference

California ELAP Certificate # 2261

57260 R1

CRG Marine Laboratories, Inc.

2020 Del Amo Blvd., Suite 200, Torrance, CA 90501-1206 (310) 533-5190 FAX (310) 533-5003 crglabs@sbcglobal.net

Chlorinated Pesticides

Client: *Weston Solutions*

CRG Project ID: *27221c*

CRG ID#: 57261

Sample: B-2

Date Sampled: 18-Sep-07 14:17

Replicate #: R1

Description: LADPW MDR

Date Received: 19-Sep-07

DILUTION FACTOR: 1

Matrix: Sediment

CONSTITUENT	FRACTION	METHOD	RESULT	UNITS	MDL	RL	DATE PROCESSED	DATE ANALYZED	BATCH ID
(PCB030)	NA	EPA 8270Cm	64	% Recovery			29-Sep-07	13-Oct-07	27221c-31041
(PCB112)	NA	EPA 8270Cm	72	% Recovery			29-Sep-07	13-Oct-07	27221c-31041
(PCB198)	NA	EPA 8270Cm	81	% Recovery			29-Sep-07	13-Oct-07	27221c-31041
(TCMX)	NA	EPA 8270Cm	67	% Recovery			29-Sep-07	13-Oct-07	27221c-31041
2,4'-DDD	NA	EPA 8270Cm	ND	ng/dry g	1	5	29-Sep-07	13-Oct-07	27221c-31041
2,4'-DDE	NA	EPA 8270Cm	J 1.2	ng/dry g	1	5	29-Sep-07	13-Oct-07	27221c-31041
2,4'-DDT	NA	EPA 8270Cm	ND	ng/dry g	1	5	29-Sep-07	13-Oct-07	27221c-31041
4,4'-DDD	NA	EPA 8270Cm	ND	ng/dry g	1	5	29-Sep-07	13-Oct-07	27221c-31041
4,4'-DDE	NA	EPA 8270Cm	14.7	ng/dry g	1	5	29-Sep-07	13-Oct-07	27221c-31041
4,4'-DDT	NA	EPA 8270Cm	ND	ng/dry g	1	5	29-Sep-07	13-Oct-07	27221c-31041
Aldrin	NA	EPA 8270Cm	ND	ng/dry g	1	5	29-Sep-07	13-Oct-07	27221c-31041
BHC-alpha	NA	EPA 8270Cm	ND	ng/dry g	1	5	29-Sep-07	13-Oct-07	27221c-31041
BHC-beta	NA	EPA 8270Cm	ND	ng/dry g	1	5	29-Sep-07	13-Oct-07	27221c-31041
BHC-delta	NA	EPA 8270Cm	ND	ng/dry g	1	5	29-Sep-07	13-Oct-07	27221c-31041
BHC-gamma	NA	EPA 8270Cm	ND	ng/dry g	1	5	29-Sep-07	13-Oct-07	27221c-31041
Chlordane-alpha	NA	EPA 8270Cm	J 1.1	ng/dry g	1	5	29-Sep-07	13-Oct-07	27221c-31041
Chlordane-gamma	NA	EPA 8270Cm	J 1.5	ng/dry g	1	5	29-Sep-07	13-Oct-07	27221c-31041
cis-Nonachlor	NA	EPA 8270Cm	J 1.9	ng/dry g	1	5	29-Sep-07	13-Oct-07	27221c-31041
DCPA (Dacthal)	NA	EPA 8270Cm	ND	ng/dry g	5	10	29-Sep-07	13-Oct-07	27221c-31041
Dicofol	NA	EPA 8270Cm	ND	ng/dry g	1	5	29-Sep-07	13-Oct-07	27221c-31041
Dieldrin	NA	EPA 8270Cm	ND	ng/dry g	1	5	29-Sep-07	13-Oct-07	27221c-31041
Endosulfan Sulfate	NA	EPA 8270Cm	ND	ng/dry g	1	5	29-Sep-07	13-Oct-07	27221c-31041
Endosulfan-I	NA	EPA 8270Cm	ND	ng/dry g	1	5	29-Sep-07	13-Oct-07	27221c-31041
Endosulfan-II	NA	EPA 8270Cm	ND	ng/dry g	1	5	29-Sep-07	13-Oct-07	27221c-31041
Endrin	NA	EPA 8270Cm	ND	ng/dry g	1	5	29-Sep-07	13-Oct-07	27221c-31041
Endrin Aldehyde	NA	EPA 8270Cm	ND	ng/dry g	1	5	29-Sep-07	13-Oct-07	27221c-31041

MDL= Method Detection Limit (CFR 40 Part 136); RL= Reporting Limit; J= Estimated Value below the RL and above the MDL; ND= Not Detected; NA= Not Applicable; MI = Matrix Interference

**California ELAP Certificate # 2261
57261 R1**

CRG Marine Laboratories, Inc.

2020 Del Amo Blvd., Suite 200, Torrance, CA 90501-1206 (310) 533-5190 FAX (310) 533-5003 crglabs@sbcglobal.net

Chlorinated Pesticides

Client: *Weston Solutions*

CRG Project ID: *27221c*

CRG ID#: 57261

Sample: B-2

Date Sampled: 18-Sep-07 14:17

Replicate #: R1

Description: LADPW MDR

Date Received: 19-Sep-07

DILUTION FACTOR: 1

Matrix: Sediment

CONSTITUENT	FRACTION	METHOD	RESULT	UNITS	MDL	RL	DATE PROCESSED	DATE ANALYZED	BATCH ID
Endrin Ketone	NA	EPA 8270Cm	ND	ng/dry g	1	5	29-Sep-07	13-Oct-07	27221c-31041
Heptachlor	NA	EPA 8270Cm	ND	ng/dry g	1	5	29-Sep-07	13-Oct-07	27221c-31041
Heptachlor Epoxide	NA	EPA 8270Cm	ND	ng/dry g	1	5	29-Sep-07	13-Oct-07	27221c-31041
Methoxychlor	NA	EPA 8270Cm	ND	ng/dry g	1	5	29-Sep-07	13-Oct-07	27221c-31041
Mirex	NA	EPA 8270Cm	ND	ng/dry g	1	5	29-Sep-07	13-Oct-07	27221c-31041
Oxychlordane	NA	EPA 8270Cm	ND	ng/dry g	1	5	29-Sep-07	13-Oct-07	27221c-31041
Perthane	NA	EPA 8270Cm	ND	ng/dry g	5	10	29-Sep-07	13-Oct-07	27221c-31041
Total Chlordane	NA	EPA 8270Cm	5.6	ng/dry g			29-Sep-07	13-Oct-07	27221c-31041
Total Detectable DDTs	NA	EPA 8270Cm	15.9	ng/dry g			29-Sep-07	13-Oct-07	27221c-31041
Toxaphene	NA	EPA 8270Cm	ND	ng/dry g	10	50	29-Sep-07	13-Oct-07	27221c-31041
trans-Nonachlor	NA	EPA 8270Cm	J 1.1	ng/dry g	1	5	29-Sep-07	13-Oct-07	27221c-31041

MDL= Method Detection Limit (CFR 40 Part 136); RL= Reporting Limit; J= Estimated Value below the RL and above the MDL; ND= Not Detected; NA= Not Applicable; MI = Matrix Interference

California ELAP Certificate # 2261
57261 R1

CRG Marine Laboratories, Inc.

2020 Del Amo Blvd., Suite 200, Torrance, CA 90501-1206 (310) 533-5190 FAX (310) 533-5003 crglabs@sbcglobal.net

Chlorinated Pesticides

Client: *Weston Solutions*

CRG Project ID: *27221c*

CRG ID#: 57262

Sample: A-2

Date Sampled: 18-Sep-07 15:00

Replicate #: R1

Description: LADPW MDR

Date Received: 19-Sep-07

DILUTION FACTOR: 1

Matrix: Sediment

CONSTITUENT	FRACTION	METHOD	RESULT	UNITS	MDL	RL	DATE PROCESSED	DATE ANALYZED	BATCH ID
(PCB030)	NA	EPA 8270Cm	59	% Recovery			29-Sep-07	13-Oct-07	27221c-31041
(PCB112)	NA	EPA 8270Cm	64	% Recovery			29-Sep-07	13-Oct-07	27221c-31041
(PCB198)	NA	EPA 8270Cm	68	% Recovery			29-Sep-07	13-Oct-07	27221c-31041
(TCMX)	NA	EPA 8270Cm	58	% Recovery			29-Sep-07	13-Oct-07	27221c-31041
2,4'-DDD	NA	EPA 8270Cm	ND	ng/dry g	1	5	29-Sep-07	13-Oct-07	27221c-31041
2,4'-DDE	NA	EPA 8270Cm	ND	ng/dry g	1	5	29-Sep-07	13-Oct-07	27221c-31041
2,4'-DDT	NA	EPA 8270Cm	ND	ng/dry g	1	5	29-Sep-07	13-Oct-07	27221c-31041
4,4'-DDD	NA	EPA 8270Cm	J 3	ng/dry g	1	5	29-Sep-07	13-Oct-07	27221c-31041
4,4'-DDE	NA	EPA 8270Cm	7	ng/dry g	1	5	29-Sep-07	13-Oct-07	27221c-31041
4,4'-DDT	NA	EPA 8270Cm	ND	ng/dry g	1	5	29-Sep-07	13-Oct-07	27221c-31041
Aldrin	NA	EPA 8270Cm	ND	ng/dry g	1	5	29-Sep-07	13-Oct-07	27221c-31041
BHC-alpha	NA	EPA 8270Cm	ND	ng/dry g	1	5	29-Sep-07	13-Oct-07	27221c-31041
BHC-beta	NA	EPA 8270Cm	ND	ng/dry g	1	5	29-Sep-07	13-Oct-07	27221c-31041
BHC-delta	NA	EPA 8270Cm	ND	ng/dry g	1	5	29-Sep-07	13-Oct-07	27221c-31041
BHC-gamma	NA	EPA 8270Cm	ND	ng/dry g	1	5	29-Sep-07	13-Oct-07	27221c-31041
Chlordane-alpha	NA	EPA 8270Cm	ND	ng/dry g	1	5	29-Sep-07	13-Oct-07	27221c-31041
Chlordane-gamma	NA	EPA 8270Cm	ND	ng/dry g	1	5	29-Sep-07	13-Oct-07	27221c-31041
cis-Nonachlor	NA	EPA 8270Cm	J 1.6	ng/dry g	1	5	29-Sep-07	13-Oct-07	27221c-31041
DCPA (Dacthal)	NA	EPA 8270Cm	ND	ng/dry g	5	10	29-Sep-07	13-Oct-07	27221c-31041
Dicofol	NA	EPA 8270Cm	ND	ng/dry g	1	5	29-Sep-07	13-Oct-07	27221c-31041
Dieldrin	NA	EPA 8270Cm	ND	ng/dry g	1	5	29-Sep-07	13-Oct-07	27221c-31041
Endosulfan Sulfate	NA	EPA 8270Cm	ND	ng/dry g	1	5	29-Sep-07	13-Oct-07	27221c-31041
Endosulfan-I	NA	EPA 8270Cm	ND	ng/dry g	1	5	29-Sep-07	13-Oct-07	27221c-31041
Endosulfan-II	NA	EPA 8270Cm	ND	ng/dry g	1	5	29-Sep-07	13-Oct-07	27221c-31041
Endrin	NA	EPA 8270Cm	ND	ng/dry g	1	5	29-Sep-07	13-Oct-07	27221c-31041
Endrin Aldehyde	NA	EPA 8270Cm	ND	ng/dry g	1	5	29-Sep-07	13-Oct-07	27221c-31041

MDL= Method Detection Limit (CFR 40 Part 136); RL= Reporting Limit; J= Estimated Value below the RL and above the MDL; ND= Not Detected; NA= Not Applicable; MI = Matrix Interference

California ELAP Certificate # 2261

57262 R1

CRG Marine Laboratories, Inc.

2020 Del Amo Blvd., Suite 200, Torrance, CA 90501-1206 (310) 533-5190 FAX (310) 533-5003 crglabs@sbcglobal.net

Chlorinated Pesticides

Client: *Weston Solutions*

CRG Project ID: *27221c*

CRG ID#: 57262

Sample: A-2

Date Sampled: 18-Sep-07 15:00

Replicate #: R1

Description: LADPW MDR

Date Received: 19-Sep-07

DILUTION FACTOR: 1

Matrix: Sediment

CONSTITUENT	FRACTION	METHOD	RESULT	UNITS	MDL	RL	DATE PROCESSED	DATE ANALYZED	BATCH ID
Endrin Ketone	NA	EPA 8270Cm	ND	ng/dry g	1	5	29-Sep-07	13-Oct-07	27221c-31041
Heptachlor	NA	EPA 8270Cm	ND	ng/dry g	1	5	29-Sep-07	13-Oct-07	27221c-31041
Heptachlor Epoxide	NA	EPA 8270Cm	ND	ng/dry g	1	5	29-Sep-07	13-Oct-07	27221c-31041
Methoxychlor	NA	EPA 8270Cm	ND	ng/dry g	1	5	29-Sep-07	13-Oct-07	27221c-31041
Mirex	NA	EPA 8270Cm	ND	ng/dry g	1	5	29-Sep-07	13-Oct-07	27221c-31041
Oxychlordane	NA	EPA 8270Cm	ND	ng/dry g	1	5	29-Sep-07	13-Oct-07	27221c-31041
Perthane	NA	EPA 8270Cm	ND	ng/dry g	5	10	29-Sep-07	13-Oct-07	27221c-31041
Total Chlordane	NA	EPA 8270Cm	1.6	ng/dry g			29-Sep-07	13-Oct-07	27221c-31041
Total Detectable DDTs	NA	EPA 8270Cm	10	ng/dry g			29-Sep-07	13-Oct-07	27221c-31041
Toxaphene	NA	EPA 8270Cm	ND	ng/dry g	10	50	29-Sep-07	13-Oct-07	27221c-31041
trans-Nonachlor	NA	EPA 8270Cm	ND	ng/dry g	1	5	29-Sep-07	13-Oct-07	27221c-31041

MDL= Method Detection Limit (CFR 40 Part 136); RL= Reporting Limit; J= Estimated Value below the RL and above the MDL; ND= Not Detected; NA= Not Applicable; MI = Matrix Interference

California ELAP Certificate # 2261
57262 R1

CRG Marine Laboratories, Inc.

2020 Del Amo Blvd., Suite 200, Torrance, CA 90501-1206 (310) 533-5190 FAX (310) 533-5003 crglabs@sbcglobal.net

Chlorinated Pesticides

Client: *Weston Solutions*

CRG Project ID: *27221c*

CRG ID#: 57263

Sample: MC-4

Date Sampled: 18-Sep-07 15:30

Replicate #: R1

Description: LADPW MDR

Date Received: 19-Sep-07

DILUTION FACTOR: 1

Matrix: Sediment

CONSTITUENT	FRACTION	METHOD	RESULT	UNITS	MDL	RL	DATE PROCESSED	DATE ANALYZED	BATCH ID
(PCB030)	NA	EPA 8270Cm	51	% Recovery			29-Sep-07	13-Oct-07	27221c-31041
(PCB112)	NA	EPA 8270Cm	63	% Recovery			29-Sep-07	13-Oct-07	27221c-31041
(PCB198)	NA	EPA 8270Cm	66	% Recovery			29-Sep-07	13-Oct-07	27221c-31041
(TCMX)	NA	EPA 8270Cm	57	% Recovery			29-Sep-07	13-Oct-07	27221c-31041
2,4'-DDD	NA	EPA 8270Cm	ND	ng/dry g	1	5	29-Sep-07	13-Oct-07	27221c-31041
2,4'-DDE	NA	EPA 8270Cm	J 1.6	ng/dry g	1	5	29-Sep-07	13-Oct-07	27221c-31041
2,4'-DDT	NA	EPA 8270Cm	ND	ng/dry g	1	5	29-Sep-07	13-Oct-07	27221c-31041
4,4'-DDD	NA	EPA 8270Cm	J 3.8	ng/dry g	1	5	29-Sep-07	13-Oct-07	27221c-31041
4,4'-DDE	NA	EPA 8270Cm	19.1	ng/dry g	1	5	29-Sep-07	13-Oct-07	27221c-31041
4,4'-DDT	NA	EPA 8270Cm	ND	ng/dry g	1	5	29-Sep-07	13-Oct-07	27221c-31041
Aldrin	NA	EPA 8270Cm	ND	ng/dry g	1	5	29-Sep-07	13-Oct-07	27221c-31041
BHC-alpha	NA	EPA 8270Cm	ND	ng/dry g	1	5	29-Sep-07	13-Oct-07	27221c-31041
BHC-beta	NA	EPA 8270Cm	ND	ng/dry g	1	5	29-Sep-07	13-Oct-07	27221c-31041
BHC-delta	NA	EPA 8270Cm	ND	ng/dry g	1	5	29-Sep-07	13-Oct-07	27221c-31041
BHC-gamma	NA	EPA 8270Cm	ND	ng/dry g	1	5	29-Sep-07	13-Oct-07	27221c-31041
Chlordane-alpha	NA	EPA 8270Cm	J 3.1	ng/dry g	1	5	29-Sep-07	13-Oct-07	27221c-31041
Chlordane-gamma	NA	EPA 8270Cm	J 3.2	ng/dry g	1	5	29-Sep-07	13-Oct-07	27221c-31041
cis-Nonachlor	NA	EPA 8270Cm	J 2.8	ng/dry g	1	5	29-Sep-07	13-Oct-07	27221c-31041
DCPA (Dacthal)	NA	EPA 8270Cm	ND	ng/dry g	5	10	29-Sep-07	13-Oct-07	27221c-31041
Dicofol	NA	EPA 8270Cm	ND	ng/dry g	1	5	29-Sep-07	13-Oct-07	27221c-31041
Dieldrin	NA	EPA 8270Cm	ND	ng/dry g	1	5	29-Sep-07	13-Oct-07	27221c-31041
Endosulfan Sulfate	NA	EPA 8270Cm	ND	ng/dry g	1	5	29-Sep-07	13-Oct-07	27221c-31041
Endosulfan-I	NA	EPA 8270Cm	ND	ng/dry g	1	5	29-Sep-07	13-Oct-07	27221c-31041
Endosulfan-II	NA	EPA 8270Cm	ND	ng/dry g	1	5	29-Sep-07	13-Oct-07	27221c-31041
Endrin	NA	EPA 8270Cm	ND	ng/dry g	1	5	29-Sep-07	13-Oct-07	27221c-31041
Endrin Aldehyde	NA	EPA 8270Cm	ND	ng/dry g	1	5	29-Sep-07	13-Oct-07	27221c-31041

MDL= Method Detection Limit (CFR 40 Part 136); RL= Reporting Limit; J= Estimated Value below the RL and above the MDL; ND= Not Detected; NA= Not Applicable; MI = Matrix Interference

California ELAP Certificate # 2261
57263 R1

CRG Marine Laboratories, Inc.

2020 Del Amo Blvd., Suite 200, Torrance, CA 90501-1206 (310) 533-5190 FAX (310) 533-5003 crglabs@sbcglobal.net

Chlorinated Pesticides

Client: *Weston Solutions*

CRG Project ID: *27221c*

CRG ID#: 57263

Sample: MC-4

Date Sampled: 18-Sep-07 15:30

Replicate #: R1

Description: LADPW MDR

Date Received: 19-Sep-07

DILUTION FACTOR: 1

Matrix: Sediment

CONSTITUENT	FRACTION	METHOD	RESULT	UNITS	MDL	RL	DATE PROCESSED	DATE ANALYZED	BATCH ID
Endrin Ketone	NA	EPA 8270Cm	ND	ng/dry g	1	5	29-Sep-07	13-Oct-07	27221c-31041
Heptachlor	NA	EPA 8270Cm	ND	ng/dry g	1	5	29-Sep-07	13-Oct-07	27221c-31041
Heptachlor Epoxide	NA	EPA 8270Cm	ND	ng/dry g	1	5	29-Sep-07	13-Oct-07	27221c-31041
Methoxychlor	NA	EPA 8270Cm	ND	ng/dry g	1	5	29-Sep-07	13-Oct-07	27221c-31041
Mirex	NA	EPA 8270Cm	ND	ng/dry g	1	5	29-Sep-07	13-Oct-07	27221c-31041
Oxychlordane	NA	EPA 8270Cm	ND	ng/dry g	1	5	29-Sep-07	13-Oct-07	27221c-31041
Perthane	NA	EPA 8270Cm	ND	ng/dry g	5	10	29-Sep-07	13-Oct-07	27221c-31041
Total Chlordane	NA	EPA 8270Cm	11.4	ng/dry g			29-Sep-07	13-Oct-07	27221c-31041
Total Detectable DDTs	NA	EPA 8270Cm	24.5	ng/dry g			29-Sep-07	13-Oct-07	27221c-31041
Toxaphene	NA	EPA 8270Cm	ND	ng/dry g	10	50	29-Sep-07	13-Oct-07	27221c-31041
trans-Nonachlor	NA	EPA 8270Cm	J 2.3	ng/dry g	1	5	29-Sep-07	13-Oct-07	27221c-31041

MDL= Method Detection Limit (CFR 40 Part 136); RL= Reporting Limit; J= Estimated Value below the RL and above the MDL; ND= Not Detected; NA= Not Applicable; MI = Matrix Interference

California ELAP Certificate # 2261
57263 R1

CRG Marine Laboratories, Inc.

2020 Del Amo Blvd., Suite 200, Torrance, CA 90501-1206 (310) 533-5190 FAX (310) 533-5003 crglabs@sbcglobal.net

Chlorinated Pesticides

Client: *Weston Solutions*

CRG Project ID: *27221c*

CRG ID#: 57264

Sample: E-3

Date Sampled: 19-Sep-07 08:00

Replicate #: R1

Description: LADPW MDR

Date Received: 19-Sep-07

DILUTION FACTOR: 1

Matrix: Sediment

CONSTITUENT	FRACTION	METHOD	RESULT	UNITS	MDL	RL	DATE PROCESSED	DATE ANALYZED	BATCH ID
(PCB030)	NA	EPA 8270Cm	62	% Recovery			29-Sep-07	13-Oct-07	27221c-31041
(PCB112)	NA	EPA 8270Cm	65	% Recovery			29-Sep-07	13-Oct-07	27221c-31041
(PCB198)	NA	EPA 8270Cm	73	% Recovery			29-Sep-07	13-Oct-07	27221c-31041
(TCMX)	NA	EPA 8270Cm	66	% Recovery			29-Sep-07	13-Oct-07	27221c-31041
2,4'-DDD	NA	EPA 8270Cm	ND	ng/dry g	1	5	29-Sep-07	13-Oct-07	27221c-31041
2,4'-DDE	NA	EPA 8270Cm	J 2.3	ng/dry g	1	5	29-Sep-07	13-Oct-07	27221c-31041
2,4'-DDT	NA	EPA 8270Cm	ND	ng/dry g	1	5	29-Sep-07	13-Oct-07	27221c-31041
4,4'-DDD	NA	EPA 8270Cm	8.2	ng/dry g	1	5	29-Sep-07	13-Oct-07	27221c-31041
4,4'-DDE	NA	EPA 8270Cm	26	ng/dry g	1	5	29-Sep-07	13-Oct-07	27221c-31041
4,4'-DDT	NA	EPA 8270Cm	ND	ng/dry g	1	5	29-Sep-07	13-Oct-07	27221c-31041
Aldrin	NA	EPA 8270Cm	ND	ng/dry g	1	5	29-Sep-07	13-Oct-07	27221c-31041
BHC-alpha	NA	EPA 8270Cm	ND	ng/dry g	1	5	29-Sep-07	13-Oct-07	27221c-31041
BHC-beta	NA	EPA 8270Cm	ND	ng/dry g	1	5	29-Sep-07	13-Oct-07	27221c-31041
BHC-delta	NA	EPA 8270Cm	ND	ng/dry g	1	5	29-Sep-07	13-Oct-07	27221c-31041
BHC-gamma	NA	EPA 8270Cm	ND	ng/dry g	1	5	29-Sep-07	13-Oct-07	27221c-31041
Chlordane-alpha	NA	EPA 8270Cm	ND	ng/dry g	1	5	29-Sep-07	13-Oct-07	27221c-31041
Chlordane-gamma	NA	EPA 8270Cm	ND	ng/dry g	1	5	29-Sep-07	13-Oct-07	27221c-31041
cis-Nonachlor	NA	EPA 8270Cm	ND	ng/dry g	1	5	29-Sep-07	13-Oct-07	27221c-31041
DCPA (Dacthal)	NA	EPA 8270Cm	ND	ng/dry g	5	10	29-Sep-07	13-Oct-07	27221c-31041
Dicofol	NA	EPA 8270Cm	ND	ng/dry g	1	5	29-Sep-07	13-Oct-07	27221c-31041
Dieldrin	NA	EPA 8270Cm	ND	ng/dry g	1	5	29-Sep-07	13-Oct-07	27221c-31041
Endosulfan Sulfate	NA	EPA 8270Cm	ND	ng/dry g	1	5	29-Sep-07	13-Oct-07	27221c-31041
Endosulfan-I	NA	EPA 8270Cm	ND	ng/dry g	1	5	29-Sep-07	13-Oct-07	27221c-31041
Endosulfan-II	NA	EPA 8270Cm	ND	ng/dry g	1	5	29-Sep-07	13-Oct-07	27221c-31041
Endrin	NA	EPA 8270Cm	ND	ng/dry g	1	5	29-Sep-07	13-Oct-07	27221c-31041
Endrin Aldehyde	NA	EPA 8270Cm	ND	ng/dry g	1	5	29-Sep-07	13-Oct-07	27221c-31041

MDL= Method Detection Limit (CFR 40 Part 136); RL= Reporting Limit; J= Estimated Value below the RL and above the MDL; ND= Not Detected; NA= Not Applicable; MI = Matrix Interference

California ELAP Certificate # 2261

57264 R1

CRG Marine Laboratories, Inc.

2020 Del Amo Blvd., Suite 200, Torrance, CA 90501-1206 (310) 533-5190 FAX (310) 533-5003 crglabs@sbcglobal.net

Chlorinated Pesticides

Client: *Weston Solutions*

CRG Project ID: *27221c*

CRG ID#: 57264

Sample: E-3

Date Sampled: 19-Sep-07 08:00

Replicate #: R1

Description: LADPW MDR

Date Received: 19-Sep-07

DILUTION FACTOR: 1

Matrix: Sediment

CONSTITUENT	FRACTION	METHOD	RESULT	UNITS	MDL	RL	DATE PROCESSED	DATE ANALYZED	BATCH ID
Endrin Ketone	NA	EPA 8270Cm	ND	ng/dry g	1	5	29-Sep-07	13-Oct-07	27221c-31041
Heptachlor	NA	EPA 8270Cm	ND	ng/dry g	1	5	29-Sep-07	13-Oct-07	27221c-31041
Heptachlor Epoxide	NA	EPA 8270Cm	ND	ng/dry g	1	5	29-Sep-07	13-Oct-07	27221c-31041
Methoxychlor	NA	EPA 8270Cm	ND	ng/dry g	1	5	29-Sep-07	13-Oct-07	27221c-31041
Mirex	NA	EPA 8270Cm	ND	ng/dry g	1	5	29-Sep-07	13-Oct-07	27221c-31041
Oxychlordane	NA	EPA 8270Cm	ND	ng/dry g	1	5	29-Sep-07	13-Oct-07	27221c-31041
Perthane	NA	EPA 8270Cm	ND	ng/dry g	5	10	29-Sep-07	13-Oct-07	27221c-31041
Total Chlordane	NA	EPA 8270Cm	0	ng/dry g			29-Sep-07	13-Oct-07	27221c-31041
Total Detectable DDTs	NA	EPA 8270Cm	36.5	ng/dry g			29-Sep-07	13-Oct-07	27221c-31041
Toxaphene	NA	EPA 8270Cm	ND	ng/dry g	10	50	29-Sep-07	13-Oct-07	27221c-31041
trans-Nonachlor	NA	EPA 8270Cm	ND	ng/dry g	1	5	29-Sep-07	13-Oct-07	27221c-31041

MDL= Method Detection Limit (CFR 40 Part 136); RL= Reporting Limit; J= Estimated Value below the RL and above the MDL; ND= Not Detected; NA= Not Applicable; MI = Matrix Interference

California ELAP Certificate # 2261

57264 R1

CRG Marine Laboratories, Inc.

2020 Del Amo Blvd., Suite 200, Torrance, CA 90501-1206 (310) 533-5190 FAX (310) 533-5003 crglabs@sbcglobal.net

Chlorinated Pesticides

Client: *Weston Solutions*

CRG Project ID: *27221c*

CRG ID#: 57265

Sample: E-4

Date Sampled: 19-Sep-07 08:45

Replicate #: R1

Description: LADPW MDR

Date Received: 19-Sep-07

DILUTION FACTOR: 1

Matrix: Sediment

CONSTITUENT	FRACTION	METHOD	RESULT	UNITS	MDL	RL	DATE PROCESSED	DATE ANALYZED	BATCH ID
(PCB030)	NA	EPA 8270Cm	64	% Recovery			29-Sep-07	13-Oct-07	27221c-31041
(PCB112)	NA	EPA 8270Cm	67	% Recovery			29-Sep-07	13-Oct-07	27221c-31041
(PCB198)	NA	EPA 8270Cm	71	% Recovery			29-Sep-07	13-Oct-07	27221c-31041
(TCMX)	NA	EPA 8270Cm	66	% Recovery			29-Sep-07	13-Oct-07	27221c-31041
2,4'-DDD	NA	EPA 8270Cm	ND	ng/dry g	1	5	29-Sep-07	13-Oct-07	27221c-31041
2,4'-DDE	NA	EPA 8270Cm	J 1.1	ng/dry g	1	5	29-Sep-07	13-Oct-07	27221c-31041
2,4'-DDT	NA	EPA 8270Cm	ND	ng/dry g	1	5	29-Sep-07	13-Oct-07	27221c-31041
4,4'-DDD	NA	EPA 8270Cm	5.4	ng/dry g	1	5	29-Sep-07	13-Oct-07	27221c-31041
4,4'-DDE	NA	EPA 8270Cm	20.4	ng/dry g	1	5	29-Sep-07	13-Oct-07	27221c-31041
4,4'-DDT	NA	EPA 8270Cm	ND	ng/dry g	1	5	29-Sep-07	13-Oct-07	27221c-31041
Aldrin	NA	EPA 8270Cm	ND	ng/dry g	1	5	29-Sep-07	13-Oct-07	27221c-31041
BHC-alpha	NA	EPA 8270Cm	ND	ng/dry g	1	5	29-Sep-07	13-Oct-07	27221c-31041
BHC-beta	NA	EPA 8270Cm	ND	ng/dry g	1	5	29-Sep-07	13-Oct-07	27221c-31041
BHC-delta	NA	EPA 8270Cm	ND	ng/dry g	1	5	29-Sep-07	13-Oct-07	27221c-31041
BHC-gamma	NA	EPA 8270Cm	ND	ng/dry g	1	5	29-Sep-07	13-Oct-07	27221c-31041
Chlordane-alpha	NA	EPA 8270Cm	J 1.4	ng/dry g	1	5	29-Sep-07	13-Oct-07	27221c-31041
Chlordane-gamma	NA	EPA 8270Cm	J 1.3	ng/dry g	1	5	29-Sep-07	13-Oct-07	27221c-31041
cis-Nonachlor	NA	EPA 8270Cm	J 1.1	ng/dry g	1	5	29-Sep-07	13-Oct-07	27221c-31041
DCPA (Dacthal)	NA	EPA 8270Cm	ND	ng/dry g	5	10	29-Sep-07	13-Oct-07	27221c-31041
Dicofol	NA	EPA 8270Cm	ND	ng/dry g	1	5	29-Sep-07	13-Oct-07	27221c-31041
Dieldrin	NA	EPA 8270Cm	ND	ng/dry g	1	5	29-Sep-07	13-Oct-07	27221c-31041
Endosulfan Sulfate	NA	EPA 8270Cm	ND	ng/dry g	1	5	29-Sep-07	13-Oct-07	27221c-31041
Endosulfan-I	NA	EPA 8270Cm	ND	ng/dry g	1	5	29-Sep-07	13-Oct-07	27221c-31041
Endosulfan-II	NA	EPA 8270Cm	ND	ng/dry g	1	5	29-Sep-07	13-Oct-07	27221c-31041
Endrin	NA	EPA 8270Cm	ND	ng/dry g	1	5	29-Sep-07	13-Oct-07	27221c-31041
Endrin Aldehyde	NA	EPA 8270Cm	ND	ng/dry g	1	5	29-Sep-07	13-Oct-07	27221c-31041

MDL= Method Detection Limit (CFR 40 Part 136); RL= Reporting Limit; J= Estimated Value below the RL and above the MDL; ND= Not Detected; NA= Not Applicable; MI = Matrix Interference

**California ELAP Certificate # 2261
57265 R1**

CRG Marine Laboratories, Inc.

2020 Del Amo Blvd., Suite 200, Torrance, CA 90501-1206 (310) 533-5190 FAX (310) 533-5003 crglabs@sbcglobal.net

Chlorinated Pesticides

Client: *Weston Solutions*

CRG Project ID: *27221c*

CRG ID#: 57265

Sample: E-4

Date Sampled: 19-Sep-07 08:45

Replicate #: R1

Description: LADPW MDR

Date Received: 19-Sep-07

DILUTION FACTOR: 1

Matrix: Sediment

CONSTITUENT	FRACTION	METHOD	RESULT	UNITS	MDL	RL	DATE PROCESSED	DATE ANALYZED	BATCH ID
Endrin Ketone	NA	EPA 8270Cm	ND	ng/dry g	1	5	29-Sep-07	13-Oct-07	27221c-31041
Heptachlor	NA	EPA 8270Cm	ND	ng/dry g	1	5	29-Sep-07	13-Oct-07	27221c-31041
Heptachlor Epoxide	NA	EPA 8270Cm	ND	ng/dry g	1	5	29-Sep-07	13-Oct-07	27221c-31041
Methoxychlor	NA	EPA 8270Cm	ND	ng/dry g	1	5	29-Sep-07	13-Oct-07	27221c-31041
Mirex	NA	EPA 8270Cm	ND	ng/dry g	1	5	29-Sep-07	13-Oct-07	27221c-31041
Oxychlordane	NA	EPA 8270Cm	ND	ng/dry g	1	5	29-Sep-07	13-Oct-07	27221c-31041
Perthane	NA	EPA 8270Cm	ND	ng/dry g	5	10	29-Sep-07	13-Oct-07	27221c-31041
Total Chlordane	NA	EPA 8270Cm	3.8	ng/dry g			29-Sep-07	13-Oct-07	27221c-31041
Total Detectable DDTs	NA	EPA 8270Cm	26.9	ng/dry g			29-Sep-07	13-Oct-07	27221c-31041
Toxaphene	NA	EPA 8270Cm	ND	ng/dry g	10	50	29-Sep-07	13-Oct-07	27221c-31041
trans-Nonachlor	NA	EPA 8270Cm	ND	ng/dry g	1	5	29-Sep-07	13-Oct-07	27221c-31041

MDL= Method Detection Limit (CFR 40 Part 136); RL= Reporting Limit; J= Estimated Value below the RL and above the MDL; ND= Not Detected; NA= Not Applicable; MI = Matrix Interference

California ELAP Certificate # 2261
57265 R1

CRG Marine Laboratories, Inc.

2020 Del Amo Blvd., Suite 200, Torrance, CA 90501-1206 (310) 533-5190 FAX (310) 533-5003 crglabs@sbcglobal.net

Chlorinated Pesticides

Client: *Weston Solutions*

CRG Project ID: *27221c*

CRG ID#: 57266

Sample: D-3

Date Sampled: 19-Sep-07 09:45

Replicate #: R1

Description: LADPW MDR

Date Received: 19-Sep-07

DILUTION FACTOR: 1

Matrix: Sediment

CONSTITUENT	FRACTION	METHOD	RESULT	UNITS	MDL	RL	DATE PROCESSED	DATE ANALYZED	BATCH ID
(PCB030)	NA	EPA 8270Cm	68	% Recovery			29-Sep-07	13-Oct-07	27221c-31041
(PCB112)	NA	EPA 8270Cm	74	% Recovery			29-Sep-07	13-Oct-07	27221c-31041
(PCB198)	NA	EPA 8270Cm	76	% Recovery			29-Sep-07	13-Oct-07	27221c-31041
(TCMX)	NA	EPA 8270Cm	69	% Recovery			29-Sep-07	13-Oct-07	27221c-31041
2,4'-DDD	NA	EPA 8270Cm	ND	ng/dry g	1	5	29-Sep-07	13-Oct-07	27221c-31041
2,4'-DDE	NA	EPA 8270Cm	ND	ng/dry g	1	5	29-Sep-07	13-Oct-07	27221c-31041
2,4'-DDT	NA	EPA 8270Cm	ND	ng/dry g	1	5	29-Sep-07	13-Oct-07	27221c-31041
4,4'-DDD	NA	EPA 8270Cm	ND	ng/dry g	1	5	29-Sep-07	13-Oct-07	27221c-31041
4,4'-DDE	NA	EPA 8270Cm	9	ng/dry g	1	5	29-Sep-07	13-Oct-07	27221c-31041
4,4'-DDT	NA	EPA 8270Cm	ND	ng/dry g	1	5	29-Sep-07	13-Oct-07	27221c-31041
Aldrin	NA	EPA 8270Cm	ND	ng/dry g	1	5	29-Sep-07	13-Oct-07	27221c-31041
BHC-alpha	NA	EPA 8270Cm	ND	ng/dry g	1	5	29-Sep-07	13-Oct-07	27221c-31041
BHC-beta	NA	EPA 8270Cm	ND	ng/dry g	1	5	29-Sep-07	13-Oct-07	27221c-31041
BHC-delta	NA	EPA 8270Cm	ND	ng/dry g	1	5	29-Sep-07	13-Oct-07	27221c-31041
BHC-gamma	NA	EPA 8270Cm	ND	ng/dry g	1	5	29-Sep-07	13-Oct-07	27221c-31041
Chlordane-alpha	NA	EPA 8270Cm	ND	ng/dry g	1	5	29-Sep-07	13-Oct-07	27221c-31041
Chlordane-gamma	NA	EPA 8270Cm	ND	ng/dry g	1	5	29-Sep-07	13-Oct-07	27221c-31041
cis-Nonachlor	NA	EPA 8270Cm	J 1.3	ng/dry g	1	5	29-Sep-07	13-Oct-07	27221c-31041
DCPA (Dacthal)	NA	EPA 8270Cm	ND	ng/dry g	5	10	29-Sep-07	13-Oct-07	27221c-31041
Dicofol	NA	EPA 8270Cm	ND	ng/dry g	1	5	29-Sep-07	13-Oct-07	27221c-31041
Dieldrin	NA	EPA 8270Cm	ND	ng/dry g	1	5	29-Sep-07	13-Oct-07	27221c-31041
Endosulfan Sulfate	NA	EPA 8270Cm	ND	ng/dry g	1	5	29-Sep-07	13-Oct-07	27221c-31041
Endosulfan-I	NA	EPA 8270Cm	ND	ng/dry g	1	5	29-Sep-07	13-Oct-07	27221c-31041
Endosulfan-II	NA	EPA 8270Cm	ND	ng/dry g	1	5	29-Sep-07	13-Oct-07	27221c-31041
Endrin	NA	EPA 8270Cm	ND	ng/dry g	1	5	29-Sep-07	13-Oct-07	27221c-31041
Endrin Aldehyde	NA	EPA 8270Cm	ND	ng/dry g	1	5	29-Sep-07	13-Oct-07	27221c-31041

MDL= Method Detection Limit (CFR 40 Part 136); RL= Reporting Limit; J= Estimated Value below the RL and above the MDL; ND= Not Detected; NA= Not Applicable; MI = Matrix Interference

**California ELAP Certificate # 2261
57266 R1**

CRG Marine Laboratories, Inc.

2020 Del Amo Blvd., Suite 200, Torrance, CA 90501-1206 (310) 533-5190 FAX (310) 533-5003 crglabs@sbcglobal.net

Chlorinated Pesticides

Client: *Weston Solutions*

CRG Project ID: *27221c*

CRG ID#: 57266

Sample: D-3

Date Sampled: 19-Sep-07 09:45

Replicate #: R1

Description: LADPW MDR

Date Received: 19-Sep-07

DILUTION FACTOR: 1

Matrix: Sediment

CONSTITUENT	FRACTION	METHOD	RESULT	UNITS	MDL	RL	DATE PROCESSED	DATE ANALYZED	BATCH ID
Endrin Ketone	NA	EPA 8270Cm	ND	ng/dry g	1	5	29-Sep-07	13-Oct-07	27221c-31041
Heptachlor	NA	EPA 8270Cm	ND	ng/dry g	1	5	29-Sep-07	13-Oct-07	27221c-31041
Heptachlor Epoxide	NA	EPA 8270Cm	ND	ng/dry g	1	5	29-Sep-07	13-Oct-07	27221c-31041
Methoxychlor	NA	EPA 8270Cm	ND	ng/dry g	1	5	29-Sep-07	13-Oct-07	27221c-31041
Mirex	NA	EPA 8270Cm	ND	ng/dry g	1	5	29-Sep-07	13-Oct-07	27221c-31041
Oxychlordane	NA	EPA 8270Cm	ND	ng/dry g	1	5	29-Sep-07	13-Oct-07	27221c-31041
Perthane	NA	EPA 8270Cm	ND	ng/dry g	5	10	29-Sep-07	13-Oct-07	27221c-31041
Total Chlordane	NA	EPA 8270Cm	1.3	ng/dry g			29-Sep-07	13-Oct-07	27221c-31041
Total Detectable DDTs	NA	EPA 8270Cm	9	ng/dry g			29-Sep-07	13-Oct-07	27221c-31041
Toxaphene	NA	EPA 8270Cm	ND	ng/dry g	10	50	29-Sep-07	13-Oct-07	27221c-31041
trans-Nonachlor	NA	EPA 8270Cm	ND	ng/dry g	1	5	29-Sep-07	13-Oct-07	27221c-31041

MDL= Method Detection Limit (CFR 40 Part 136); RL= Reporting Limit; J= Estimated Value below the RL and above the MDL; ND= Not Detected; NA= Not Applicable; MI = Matrix Interference

California ELAP Certificate # 2261
57266 R1

CRG Marine Laboratories, Inc.

2020 Del Amo Blvd., Suite 200, Torrance, CA 90501-1206 (310) 533-5190 FAX (310) 533-5003 crglabs@sbcglobal.net

Chlorinated Pesticides

Client: *Weston Solutions*

CRG Project ID: *27221c*

CRG ID#: 57267

Sample: D-2

Date Sampled: 19-Sep-07 10:15

Replicate #: R1

Description: LADPW MDR

Date Received: 19-Sep-07

DILUTION FACTOR: 1

Matrix: Sediment

CONSTITUENT	FRACTION	METHOD	RESULT	UNITS	MDL	RL	DATE PROCESSED	DATE ANALYZED	BATCH ID
(PCB030)	NA	EPA 8270Cm	74	% Recovery			29-Sep-07	13-Oct-07	27221c-31041
(PCB112)	NA	EPA 8270Cm	77	% Recovery			29-Sep-07	13-Oct-07	27221c-31041
(PCB198)	NA	EPA 8270Cm	79	% Recovery			29-Sep-07	13-Oct-07	27221c-31041
(TCMX)	NA	EPA 8270Cm	78	% Recovery			29-Sep-07	13-Oct-07	27221c-31041
2,4'-DDD	NA	EPA 8270Cm	ND	ng/dry g	1	5	29-Sep-07	13-Oct-07	27221c-31041
2,4'-DDE	NA	EPA 8270Cm	J 1.4	ng/dry g	1	5	29-Sep-07	13-Oct-07	27221c-31041
2,4'-DDT	NA	EPA 8270Cm	ND	ng/dry g	1	5	29-Sep-07	13-Oct-07	27221c-31041
4,4'-DDD	NA	EPA 8270Cm	J 1.2	ng/dry g	1	5	29-Sep-07	13-Oct-07	27221c-31041
4,4'-DDE	NA	EPA 8270Cm	13.7	ng/dry g	1	5	29-Sep-07	13-Oct-07	27221c-31041
4,4'-DDT	NA	EPA 8270Cm	ND	ng/dry g	1	5	29-Sep-07	13-Oct-07	27221c-31041
Aldrin	NA	EPA 8270Cm	ND	ng/dry g	1	5	29-Sep-07	13-Oct-07	27221c-31041
BHC-alpha	NA	EPA 8270Cm	ND	ng/dry g	1	5	29-Sep-07	13-Oct-07	27221c-31041
BHC-beta	NA	EPA 8270Cm	ND	ng/dry g	1	5	29-Sep-07	13-Oct-07	27221c-31041
BHC-delta	NA	EPA 8270Cm	ND	ng/dry g	1	5	29-Sep-07	13-Oct-07	27221c-31041
BHC-gamma	NA	EPA 8270Cm	ND	ng/dry g	1	5	29-Sep-07	13-Oct-07	27221c-31041
Chlordane-alpha	NA	EPA 8270Cm	ND	ng/dry g	1	5	29-Sep-07	13-Oct-07	27221c-31041
Chlordane-gamma	NA	EPA 8270Cm	ND	ng/dry g	1	5	29-Sep-07	13-Oct-07	27221c-31041
cis-Nonachlor	NA	EPA 8270Cm	J 1.1	ng/dry g	1	5	29-Sep-07	13-Oct-07	27221c-31041
DCPA (Dacthal)	NA	EPA 8270Cm	ND	ng/dry g	5	10	29-Sep-07	13-Oct-07	27221c-31041
Dicofol	NA	EPA 8270Cm	ND	ng/dry g	1	5	29-Sep-07	13-Oct-07	27221c-31041
Dieldrin	NA	EPA 8270Cm	ND	ng/dry g	1	5	29-Sep-07	13-Oct-07	27221c-31041
Endosulfan Sulfate	NA	EPA 8270Cm	ND	ng/dry g	1	5	29-Sep-07	13-Oct-07	27221c-31041
Endosulfan-I	NA	EPA 8270Cm	ND	ng/dry g	1	5	29-Sep-07	13-Oct-07	27221c-31041
Endosulfan-II	NA	EPA 8270Cm	ND	ng/dry g	1	5	29-Sep-07	13-Oct-07	27221c-31041
Endrin	NA	EPA 8270Cm	ND	ng/dry g	1	5	29-Sep-07	13-Oct-07	27221c-31041
Endrin Aldehyde	NA	EPA 8270Cm	ND	ng/dry g	1	5	29-Sep-07	13-Oct-07	27221c-31041

MDL= Method Detection Limit (CFR 40 Part 136); RL= Reporting Limit; J= Estimated Value below the RL and above the MDL; ND= Not Detected; NA= Not Applicable; MI = Matrix Interference

**California ELAP Certificate # 2261
57267 R1**

CRG Marine Laboratories, Inc.

2020 Del Amo Blvd., Suite 200, Torrance, CA 90501-1206 (310) 533-5190 FAX (310) 533-5003 crglabs@sbcglobal.net

Chlorinated Pesticides

Client: *Weston Solutions*

CRG Project ID: *27221c*

CRG ID#: 57267

Sample: D-2

Date Sampled: 19-Sep-07 10:15

Replicate #: R1

Description: LADPW MDR

Date Received: 19-Sep-07

DILUTION FACTOR: 1

Matrix: Sediment

CONSTITUENT	FRACTION	METHOD	RESULT	UNITS	MDL	RL	DATE PROCESSED	DATE ANALYZED	BATCH ID
Endrin Ketone	NA	EPA 8270Cm	ND	ng/dry g	1	5	29-Sep-07	13-Oct-07	27221c-31041
Heptachlor	NA	EPA 8270Cm	ND	ng/dry g	1	5	29-Sep-07	13-Oct-07	27221c-31041
Heptachlor Epoxide	NA	EPA 8270Cm	ND	ng/dry g	1	5	29-Sep-07	13-Oct-07	27221c-31041
Methoxychlor	NA	EPA 8270Cm	ND	ng/dry g	1	5	29-Sep-07	13-Oct-07	27221c-31041
Mirex	NA	EPA 8270Cm	ND	ng/dry g	1	5	29-Sep-07	13-Oct-07	27221c-31041
Oxychlordane	NA	EPA 8270Cm	ND	ng/dry g	1	5	29-Sep-07	13-Oct-07	27221c-31041
Perthane	NA	EPA 8270Cm	ND	ng/dry g	5	10	29-Sep-07	13-Oct-07	27221c-31041
Total Chlordane	NA	EPA 8270Cm	1.1	ng/dry g			29-Sep-07	13-Oct-07	27221c-31041
Total Detectable DDTs	NA	EPA 8270Cm	16.3	ng/dry g			29-Sep-07	13-Oct-07	27221c-31041
Toxaphene	NA	EPA 8270Cm	ND	ng/dry g	10	50	29-Sep-07	13-Oct-07	27221c-31041
trans-Nonachlor	NA	EPA 8270Cm	ND	ng/dry g	1	5	29-Sep-07	13-Oct-07	27221c-31041

MDL= Method Detection Limit (CFR 40 Part 136); RL= Reporting Limit; J= Estimated Value below the RL and above the MDL; ND= Not Detected; NA= Not Applicable; MI = Matrix Interference

California ELAP Certificate # 2261
57267 R1

CRG Marine Laboratories, Inc.

2020 Del Amo Blvd., Suite 200, Torrance, CA 90501-1206 (310) 533-5190 FAX (310) 533-5003 crglabs@sbcglobal.net

Chlorinated Pesticides

Client: *Weston Solutions*

CRG Project ID: *27221c*

CRG ID#: 57268	Sample: E-1	BOTTOM	Date Sampled: 18-Sep-07 14:00
Replicate #: R1	Description: LADPW MDR		Date Received: 19-Sep-07
DILUTION FACTOR: 1	Matrix: Sediment		

CONSTITUENT	FRACTION	METHOD	RESULT	UNITS	MDL	RL	DATE PROCESSED	DATE ANALYZED	BATCH ID
(PCB030)	NA	EPA 8270Cm	57	% Recovery			29-Sep-07	13-Oct-07	27221c-31041
(PCB112)	NA	EPA 8270Cm	62	% Recovery			29-Sep-07	13-Oct-07	27221c-31041
(PCB198)	NA	EPA 8270Cm	66	% Recovery			29-Sep-07	13-Oct-07	27221c-31041
(TCMX)	NA	EPA 8270Cm	55	% Recovery			29-Sep-07	13-Oct-07	27221c-31041
2,4'-DDD	NA	EPA 8270Cm	28.6	ng/dry g	1	5	29-Sep-07	13-Oct-07	27221c-31041
2,4'-DDE	NA	EPA 8270Cm	5.5	ng/dry g	1	5	29-Sep-07	13-Oct-07	27221c-31041
2,4'-DDT	NA	EPA 8270Cm	ND	ng/dry g	1	5	29-Sep-07	13-Oct-07	27221c-31041
4,4'-DDD	NA	EPA 8270Cm	84.7	ng/dry g	1	5	29-Sep-07	13-Oct-07	27221c-31041
4,4'-DDE	NA	EPA 8270Cm	103.4	ng/dry g	1	5	29-Sep-07	13-Oct-07	27221c-31041
4,4'-DDT	NA	EPA 8270Cm	J 3.3	ng/dry g	1	5	29-Sep-07	13-Oct-07	27221c-31041
Aldrin	NA	EPA 8270Cm	ND	ng/dry g	1	5	29-Sep-07	13-Oct-07	27221c-31041
BHC-alpha	NA	EPA 8270Cm	ND	ng/dry g	1	5	29-Sep-07	13-Oct-07	27221c-31041
BHC-beta	NA	EPA 8270Cm	ND	ng/dry g	1	5	29-Sep-07	13-Oct-07	27221c-31041
BHC-delta	NA	EPA 8270Cm	ND	ng/dry g	1	5	29-Sep-07	13-Oct-07	27221c-31041
BHC-gamma	NA	EPA 8270Cm	ND	ng/dry g	1	5	29-Sep-07	13-Oct-07	27221c-31041
Chlordane-alpha	NA	EPA 8270Cm	ND	ng/dry g	1	5	29-Sep-07	13-Oct-07	27221c-31041
Chlordane-gamma	NA	EPA 8270Cm	ND	ng/dry g	1	5	29-Sep-07	13-Oct-07	27221c-31041
cis-Nonachlor	NA	EPA 8270Cm	ND	ng/dry g	1	5	29-Sep-07	13-Oct-07	27221c-31041
DCPA (Dacthal)	NA	EPA 8270Cm	ND	ng/dry g	5	10	29-Sep-07	13-Oct-07	27221c-31041
Dicofol	NA	EPA 8270Cm	20.6	ng/dry g	1	5	29-Sep-07	13-Oct-07	27221c-31041
Dieldrin	NA	EPA 8270Cm	ND	ng/dry g	1	5	29-Sep-07	13-Oct-07	27221c-31041
Endosulfan Sulfate	NA	EPA 8270Cm	ND	ng/dry g	1	5	29-Sep-07	13-Oct-07	27221c-31041
Endosulfan-I	NA	EPA 8270Cm	ND	ng/dry g	1	5	29-Sep-07	13-Oct-07	27221c-31041
Endosulfan-II	NA	EPA 8270Cm	ND	ng/dry g	1	5	29-Sep-07	13-Oct-07	27221c-31041
Endrin	NA	EPA 8270Cm	ND	ng/dry g	1	5	29-Sep-07	13-Oct-07	27221c-31041
Endrin Aldehyde	NA	EPA 8270Cm	ND	ng/dry g	1	5	29-Sep-07	13-Oct-07	27221c-31041

MDL= Method Detection Limit (CFR 40 Part 136); RL= Reporting Limit; J= Estimated Value below the RL and above the MDL; ND= Not Detected; NA= Not Applicable; MI = Matrix Interference

California ELAP Certificate # 2261
57268 R1

CRG Marine Laboratories, Inc.

2020 Del Amo Blvd., Suite 200, Torrance, CA 90501-1206 (310) 533-5190 FAX (310) 533-5003 crglabs@sbcglobal.net

Chlorinated Pesticides

Client: *Weston Solutions*

CRG Project ID: *27221c*

CRG ID#: 57268

Sample: E-1 BOTTOM

Date Sampled: 18-Sep-07 14:00

Replicate #: R1

Description: LADPW MDR

Date Received: 19-Sep-07

DILUTION FACTOR: 1

Matrix: Sediment

CONSTITUENT	FRACTION	METHOD	RESULT	UNITS	MDL	RL	DATE PROCESSED	DATE ANALYZED	BATCH ID
Endrin Ketone	NA	EPA 8270Cm	ND	ng/dry g	1	5	29-Sep-07	13-Oct-07	27221c-31041
Heptachlor	NA	EPA 8270Cm	ND	ng/dry g	1	5	29-Sep-07	13-Oct-07	27221c-31041
Heptachlor Epoxide	NA	EPA 8270Cm	ND	ng/dry g	1	5	29-Sep-07	13-Oct-07	27221c-31041
Methoxychlor	NA	EPA 8270Cm	ND	ng/dry g	1	5	29-Sep-07	13-Oct-07	27221c-31041
Mirex	NA	EPA 8270Cm	ND	ng/dry g	1	5	29-Sep-07	13-Oct-07	27221c-31041
Oxychlordane	NA	EPA 8270Cm	ND	ng/dry g	1	5	29-Sep-07	13-Oct-07	27221c-31041
Perthane	NA	EPA 8270Cm	ND	ng/dry g	5	10	29-Sep-07	13-Oct-07	27221c-31041
Total Chlordane	NA	EPA 8270Cm	0	ng/dry g			29-Sep-07	13-Oct-07	27221c-31041
Total Detectable DDTs	NA	EPA 8270Cm	225.5	ng/dry g			29-Sep-07	13-Oct-07	27221c-31041
Toxaphene	NA	EPA 8270Cm	ND	ng/dry g	10	50	29-Sep-07	13-Oct-07	27221c-31041
trans-Nonachlor	NA	EPA 8270Cm	ND	ng/dry g	1	5	29-Sep-07	13-Oct-07	27221c-31041

MDL= Method Detection Limit (CFR 40 Part 136); RL= Reporting Limit; J= Estimated Value below the RL and above the MDL; ND= Not Detected; NA= Not Applicable; MI = Matrix Interference

California ELAP Certificate # 2261
57268 R1

CRG Marine Laboratories, Inc.

2020 Del Amo Blvd., Suite 200, Torrance, CA 90501-1206 (310) 533-5190 FAX (310) 533-5003 crglabs@sbcglobal.net

Chlorinated Pesticides

Client: *Weston Solutions*

CRG Project ID: *27221c*

CRG ID#: 57269	Sample: E-3	TOP	Date Sampled: 18-Sep-07 16:00
Replicate #: R1	Description: LADPW MDR		Date Received: 19-Sep-07
DILUTION FACTOR: 1	Matrix: Sediment		

CONSTITUENT	FRACTION	METHOD	RESULT	UNITS	MDL	RL	DATE PROCESSED	DATE ANALYZED	BATCH ID
(PCB030)	NA	EPA 8270Cm	64	% Recovery			29-Sep-07	13-Oct-07	27221c-31041
(PCB112)	NA	EPA 8270Cm	72	% Recovery			29-Sep-07	13-Oct-07	27221c-31041
(PCB198)	NA	EPA 8270Cm	71	% Recovery			29-Sep-07	13-Oct-07	27221c-31041
(TCMX)	NA	EPA 8270Cm	66	% Recovery			29-Sep-07	13-Oct-07	27221c-31041
2,4'-DDD	NA	EPA 8270Cm	J 3.2	ng/dry g	1	5	29-Sep-07	13-Oct-07	27221c-31041
2,4'-DDE	NA	EPA 8270Cm	J 3.7	ng/dry g	1	5	29-Sep-07	13-Oct-07	27221c-31041
2,4'-DDT	NA	EPA 8270Cm	ND	ng/dry g	1	5	29-Sep-07	13-Oct-07	27221c-31041
4,4'-DDD	NA	EPA 8270Cm	21	ng/dry g	1	5	29-Sep-07	13-Oct-07	27221c-31041
4,4'-DDE	NA	EPA 8270Cm	54.7	ng/dry g	1	5	29-Sep-07	13-Oct-07	27221c-31041
4,4'-DDT	NA	EPA 8270Cm	ND	ng/dry g	1	5	29-Sep-07	13-Oct-07	27221c-31041
Aldrin	NA	EPA 8270Cm	ND	ng/dry g	1	5	29-Sep-07	13-Oct-07	27221c-31041
BHC-alpha	NA	EPA 8270Cm	ND	ng/dry g	1	5	29-Sep-07	13-Oct-07	27221c-31041
BHC-beta	NA	EPA 8270Cm	ND	ng/dry g	1	5	29-Sep-07	13-Oct-07	27221c-31041
BHC-delta	NA	EPA 8270Cm	ND	ng/dry g	1	5	29-Sep-07	13-Oct-07	27221c-31041
BHC-gamma	NA	EPA 8270Cm	ND	ng/dry g	1	5	29-Sep-07	13-Oct-07	27221c-31041
Chlordane-alpha	NA	EPA 8270Cm	ND	ng/dry g	1	5	29-Sep-07	13-Oct-07	27221c-31041
Chlordane-gamma	NA	EPA 8270Cm	ND	ng/dry g	1	5	29-Sep-07	13-Oct-07	27221c-31041
cis-Nonachlor	NA	EPA 8270Cm	ND	ng/dry g	1	5	29-Sep-07	13-Oct-07	27221c-31041
DCPA (Dacthal)	NA	EPA 8270Cm	ND	ng/dry g	5	10	29-Sep-07	13-Oct-07	27221c-31041
Dicofol	NA	EPA 8270Cm	15.5	ng/dry g	1	5	29-Sep-07	13-Oct-07	27221c-31041
Dieldrin	NA	EPA 8270Cm	ND	ng/dry g	1	5	29-Sep-07	13-Oct-07	27221c-31041
Endosulfan Sulfate	NA	EPA 8270Cm	ND	ng/dry g	1	5	29-Sep-07	13-Oct-07	27221c-31041
Endosulfan-I	NA	EPA 8270Cm	ND	ng/dry g	1	5	29-Sep-07	13-Oct-07	27221c-31041
Endosulfan-II	NA	EPA 8270Cm	ND	ng/dry g	1	5	29-Sep-07	13-Oct-07	27221c-31041
Endrin	NA	EPA 8270Cm	ND	ng/dry g	1	5	29-Sep-07	13-Oct-07	27221c-31041
Endrin Aldehyde	NA	EPA 8270Cm	ND	ng/dry g	1	5	29-Sep-07	13-Oct-07	27221c-31041

MDL= Method Detection Limit (CFR 40 Part 136); RL= Reporting Limit; J= Estimated Value below the RL and above the MDL; ND= Not Detected; NA= Not Applicable; MI = Matrix Interference

California ELAP Certificate # 2261
57269 R1

CRG Marine Laboratories, Inc.

2020 Del Amo Blvd., Suite 200, Torrance, CA 90501-1206 (310) 533-5190 FAX (310) 533-5003 crglabs@sbcglobal.net

Chlorinated Pesticides

Client: *Weston Solutions*

CRG Project ID: *27221c*

CRG ID#: 57269

Sample: E-3 TOP

Date Sampled: 18-Sep-07 16:00

Replicate #: R1

Description: LADPW MDR

Date Received: 19-Sep-07

DILUTION FACTOR: 1

Matrix: Sediment

CONSTITUENT	FRACTION	METHOD	RESULT	UNITS	MDL	RL	DATE PROCESSED	DATE ANALYZED	BATCH ID
Endrin Ketone	NA	EPA 8270Cm	ND	ng/dry g	1	5	29-Sep-07	13-Oct-07	27221c-31041
Heptachlor	NA	EPA 8270Cm	ND	ng/dry g	1	5	29-Sep-07	13-Oct-07	27221c-31041
Heptachlor Epoxide	NA	EPA 8270Cm	ND	ng/dry g	1	5	29-Sep-07	13-Oct-07	27221c-31041
Methoxychlor	NA	EPA 8270Cm	ND	ng/dry g	1	5	29-Sep-07	13-Oct-07	27221c-31041
Mirex	NA	EPA 8270Cm	ND	ng/dry g	1	5	29-Sep-07	13-Oct-07	27221c-31041
Oxychlordane	NA	EPA 8270Cm	ND	ng/dry g	1	5	29-Sep-07	13-Oct-07	27221c-31041
Perthane	NA	EPA 8270Cm	ND	ng/dry g	5	10	29-Sep-07	13-Oct-07	27221c-31041
Total Chlordane	NA	EPA 8270Cm	0	ng/dry g			29-Sep-07	13-Oct-07	27221c-31041
Total Detectable DDTs	NA	EPA 8270Cm	82.6	ng/dry g			29-Sep-07	13-Oct-07	27221c-31041
Toxaphene	NA	EPA 8270Cm	ND	ng/dry g	10	50	29-Sep-07	13-Oct-07	27221c-31041
trans-Nonachlor	NA	EPA 8270Cm	ND	ng/dry g	1	5	29-Sep-07	13-Oct-07	27221c-31041

MDL= Method Detection Limit (CFR 40 Part 136); RL= Reporting Limit; J= Estimated Value below the RL and above the MDL; ND= Not Detected; NA= Not Applicable; MI = Matrix Interference

California ELAP Certificate # 2261
57269 R1

CRG Marine Laboratories, Inc.

2020 Del Amo Blvd., Suite 200, Torrance, CA 90501-1206 (310) 533-5190 FAX (310) 533-5003 crglabs@sbcglobal.net

Chlorinated Pesticides

Client: *Weston Solutions*

CRG Project ID: *27221c*

CRG ID#: 57270	Sample: E-1	TOP	Date Sampled: 18-Sep-07 14:00
Replicate #: R1	Description: LADPW MDR		Date Received: 19-Sep-07
DILUTION FACTOR: 1	Matrix: Sediment		

CONSTITUENT	FRACTION	METHOD	RESULT	UNITS	MDL	RL	DATE PROCESSED	DATE ANALYZED	BATCH ID
(PCB030)	NA	EPA 8270Cm	69	% Recovery			29-Sep-07	13-Oct-07	27221c-31041
(PCB112)	NA	EPA 8270Cm	73	% Recovery			29-Sep-07	13-Oct-07	27221c-31041
(PCB198)	NA	EPA 8270Cm	76	% Recovery			29-Sep-07	13-Oct-07	27221c-31041
(TCMX)	NA	EPA 8270Cm	68	% Recovery			29-Sep-07	13-Oct-07	27221c-31041
2,4'-DDD	NA	EPA 8270Cm	9.9	ng/dry g	1	5	29-Sep-07	13-Oct-07	27221c-31041
2,4'-DDE	NA	EPA 8270Cm	J 3.1	ng/dry g	1	5	29-Sep-07	13-Oct-07	27221c-31041
2,4'-DDT	NA	EPA 8270Cm	ND	ng/dry g	1	5	29-Sep-07	13-Oct-07	27221c-31041
4,4'-DDD	NA	EPA 8270Cm	27.5	ng/dry g	1	5	29-Sep-07	13-Oct-07	27221c-31041
4,4'-DDE	NA	EPA 8270Cm	56.5	ng/dry g	1	5	29-Sep-07	13-Oct-07	27221c-31041
4,4'-DDT	NA	EPA 8270Cm	ND	ng/dry g	1	5	29-Sep-07	13-Oct-07	27221c-31041
Aldrin	NA	EPA 8270Cm	ND	ng/dry g	1	5	29-Sep-07	13-Oct-07	27221c-31041
BHC-alpha	NA	EPA 8270Cm	ND	ng/dry g	1	5	29-Sep-07	13-Oct-07	27221c-31041
BHC-beta	NA	EPA 8270Cm	ND	ng/dry g	1	5	29-Sep-07	13-Oct-07	27221c-31041
BHC-delta	NA	EPA 8270Cm	ND	ng/dry g	1	5	29-Sep-07	13-Oct-07	27221c-31041
BHC-gamma	NA	EPA 8270Cm	ND	ng/dry g	1	5	29-Sep-07	13-Oct-07	27221c-31041
Chlordane-alpha	NA	EPA 8270Cm	ND	ng/dry g	1	5	29-Sep-07	13-Oct-07	27221c-31041
Chlordane-gamma	NA	EPA 8270Cm	ND	ng/dry g	1	5	29-Sep-07	13-Oct-07	27221c-31041
cis-Nonachlor	NA	EPA 8270Cm	ND	ng/dry g	1	5	29-Sep-07	13-Oct-07	27221c-31041
DCPA (Dacthal)	NA	EPA 8270Cm	ND	ng/dry g	5	10	29-Sep-07	13-Oct-07	27221c-31041
Dicofol	NA	EPA 8270Cm	6.3	ng/dry g	1	5	29-Sep-07	13-Oct-07	27221c-31041
Dieldrin	NA	EPA 8270Cm	ND	ng/dry g	1	5	29-Sep-07	13-Oct-07	27221c-31041
Endosulfan Sulfate	NA	EPA 8270Cm	ND	ng/dry g	1	5	29-Sep-07	13-Oct-07	27221c-31041
Endosulfan-I	NA	EPA 8270Cm	ND	ng/dry g	1	5	29-Sep-07	13-Oct-07	27221c-31041
Endosulfan-II	NA	EPA 8270Cm	ND	ng/dry g	1	5	29-Sep-07	13-Oct-07	27221c-31041
Endrin	NA	EPA 8270Cm	ND	ng/dry g	1	5	29-Sep-07	13-Oct-07	27221c-31041
Endrin Aldehyde	NA	EPA 8270Cm	ND	ng/dry g	1	5	29-Sep-07	13-Oct-07	27221c-31041

MDL= Method Detection Limit (CFR 40 Part 136); RL= Reporting Limit; J= Estimated Value below the RL and above the MDL; ND= Not Detected; NA= Not Applicable; MI = Matrix Interference

California ELAP Certificate # 2261
57270 R1

CRG Marine Laboratories, Inc.

2020 Del Amo Blvd., Suite 200, Torrance, CA 90501-1206 (310) 533-5190 FAX (310) 533-5003 crglabs@sbcglobal.net

Chlorinated Pesticides

Client: *Weston Solutions*

CRG Project ID: *27221c*

CRG ID#: 57270	Sample: E-1	TOP	Date Sampled: 18-Sep-07 14:00
Replicate #: R1	Description: LADPW MDR		Date Received: 19-Sep-07
DILUTION FACTOR: 1	Matrix: Sediment		

CONSTITUENT	FRACTION	METHOD	RESULT	UNITS	MDL	RL	DATE PROCESSED	DATE ANALYZED	BATCH ID
Endrin Ketone	NA	EPA 8270Cm	ND	ng/dry g	1	5	29-Sep-07	13-Oct-07	27221c-31041
Heptachlor	NA	EPA 8270Cm	ND	ng/dry g	1	5	29-Sep-07	13-Oct-07	27221c-31041
Heptachlor Epoxide	NA	EPA 8270Cm	ND	ng/dry g	1	5	29-Sep-07	13-Oct-07	27221c-31041
Methoxychlor	NA	EPA 8270Cm	ND	ng/dry g	1	5	29-Sep-07	13-Oct-07	27221c-31041
Mirex	NA	EPA 8270Cm	ND	ng/dry g	1	5	29-Sep-07	13-Oct-07	27221c-31041
Oxychlordane	NA	EPA 8270Cm	ND	ng/dry g	1	5	29-Sep-07	13-Oct-07	27221c-31041
Perthane	NA	EPA 8270Cm	ND	ng/dry g	5	10	29-Sep-07	13-Oct-07	27221c-31041
Total Chlordane	NA	EPA 8270Cm	0	ng/dry g			29-Sep-07	13-Oct-07	27221c-31041
Total Detectable DDTs	NA	EPA 8270Cm	97	ng/dry g			29-Sep-07	13-Oct-07	27221c-31041
Toxaphene	NA	EPA 8270Cm	ND	ng/dry g	10	50	29-Sep-07	13-Oct-07	27221c-31041
trans-Nonachlor	NA	EPA 8270Cm	ND	ng/dry g	1	5	29-Sep-07	13-Oct-07	27221c-31041

MDL= Method Detection Limit (CFR 40 Part 136); RL= Reporting Limit; J= Estimated Value below the RL and above the MDL; ND= Not Detected; NA= Not Applicable; MI = Matrix Interference

California ELAP Certificate # 2261
57270 R1

CRG Marine Laboratories, Inc.

2020 Del Amo Blvd., Suite 200, Torrance, CA 90501-1206 (310) 533-5190 FAX (310) 533-5003 crglabs@sbcglobal.net

Chlorinated Pesticides

Client: *Weston Solutions*

CRG Project ID: *27221c*

CRG ID#: 57270	Sample: E-1	TOP	Date Sampled: 18-Sep-07 14:00
Replicate #: R2	Description: LADPW MDR		Date Received: 19-Sep-07
DILUTION FACTOR: 1	Matrix: Sediment		

CONSTITUENT	FRACTION	METHOD	RESULT	UNITS	MDL	RL	DATE PROCESSED	DATE ANALYZED	BATCH ID
(PCB030)	NA	EPA 8270Cm	68	% Recovery			29-Sep-07	13-Oct-07	27221c-31041
(PCB112)	NA	EPA 8270Cm	73	% Recovery			29-Sep-07	13-Oct-07	27221c-31041
(PCB198)	NA	EPA 8270Cm	77	% Recovery			29-Sep-07	13-Oct-07	27221c-31041
(TCMX)	NA	EPA 8270Cm	67	% Recovery			29-Sep-07	13-Oct-07	27221c-31041
2,4'-DDD	NA	EPA 8270Cm	9.7	ng/dry g	1	5	29-Sep-07	13-Oct-07	27221c-31041
2,4'-DDE	NA	EPA 8270Cm	J 2.7	ng/dry g	1	5	29-Sep-07	13-Oct-07	27221c-31041
2,4'-DDT	NA	EPA 8270Cm	ND	ng/dry g	1	5	29-Sep-07	13-Oct-07	27221c-31041
4,4'-DDD	NA	EPA 8270Cm	27.7	ng/dry g	1	5	29-Sep-07	13-Oct-07	27221c-31041
4,4'-DDE	NA	EPA 8270Cm	55.7	ng/dry g	1	5	29-Sep-07	13-Oct-07	27221c-31041
4,4'-DDT	NA	EPA 8270Cm	ND	ng/dry g	1	5	29-Sep-07	13-Oct-07	27221c-31041
Aldrin	NA	EPA 8270Cm	ND	ng/dry g	1	5	29-Sep-07	13-Oct-07	27221c-31041
BHC-alpha	NA	EPA 8270Cm	ND	ng/dry g	1	5	29-Sep-07	13-Oct-07	27221c-31041
BHC-beta	NA	EPA 8270Cm	ND	ng/dry g	1	5	29-Sep-07	13-Oct-07	27221c-31041
BHC-delta	NA	EPA 8270Cm	ND	ng/dry g	1	5	29-Sep-07	13-Oct-07	27221c-31041
BHC-gamma	NA	EPA 8270Cm	ND	ng/dry g	1	5	29-Sep-07	13-Oct-07	27221c-31041
Chlordane-alpha	NA	EPA 8270Cm	ND	ng/dry g	1	5	29-Sep-07	13-Oct-07	27221c-31041
Chlordane-gamma	NA	EPA 8270Cm	ND	ng/dry g	1	5	29-Sep-07	13-Oct-07	27221c-31041
cis-Nonachlor	NA	EPA 8270Cm	ND	ng/dry g	1	5	29-Sep-07	13-Oct-07	27221c-31041
DCPA (Dacthal)	NA	EPA 8270Cm	ND	ng/dry g	5	10	29-Sep-07	13-Oct-07	27221c-31041
Dicofol	NA	EPA 8270Cm	9.3	ng/dry g	1	5	29-Sep-07	13-Oct-07	27221c-31041
Dieldrin	NA	EPA 8270Cm	ND	ng/dry g	1	5	29-Sep-07	13-Oct-07	27221c-31041
Endosulfan Sulfate	NA	EPA 8270Cm	ND	ng/dry g	1	5	29-Sep-07	13-Oct-07	27221c-31041
Endosulfan-I	NA	EPA 8270Cm	ND	ng/dry g	1	5	29-Sep-07	13-Oct-07	27221c-31041
Endosulfan-II	NA	EPA 8270Cm	ND	ng/dry g	1	5	29-Sep-07	13-Oct-07	27221c-31041
Endrin	NA	EPA 8270Cm	ND	ng/dry g	1	5	29-Sep-07	13-Oct-07	27221c-31041
Endrin Aldehyde	NA	EPA 8270Cm	ND	ng/dry g	1	5	29-Sep-07	13-Oct-07	27221c-31041

MDL= Method Detection Limit (CFR 40 Part 136); RL= Reporting Limit; J= Estimated Value below the RL and above the MDL; ND= Not Detected; NA= Not Applicable; MI = Matrix Interference

California ELAP Certificate # 2261
57270 R2

CRG Marine Laboratories, Inc.

2020 Del Amo Blvd., Suite 200, Torrance, CA 90501-1206 (310) 533-5190 FAX (310) 533-5003 crglabs@sbcglobal.net

Chlorinated Pesticides

Client: *Weston Solutions*

CRG Project ID: *27221c*

CRG ID#: 57270

Sample: E-1 TOP

Date Sampled: 18-Sep-07 14:00

Replicate #: R2

Description: LADPW MDR

Date Received: 19-Sep-07

DILUTION FACTOR: 1

Matrix: Sediment

CONSTITUENT	FRACTION	METHOD	RESULT	UNITS	MDL	RL	DATE PROCESSED	DATE ANALYZED	BATCH ID
Endrin Ketone	NA	EPA 8270Cm	ND	ng/dry g	1	5	29-Sep-07	13-Oct-07	27221c-31041
Heptachlor	NA	EPA 8270Cm	ND	ng/dry g	1	5	29-Sep-07	13-Oct-07	27221c-31041
Heptachlor Epoxide	NA	EPA 8270Cm	ND	ng/dry g	1	5	29-Sep-07	13-Oct-07	27221c-31041
Methoxychlor	NA	EPA 8270Cm	ND	ng/dry g	1	5	29-Sep-07	13-Oct-07	27221c-31041
Mirex	NA	EPA 8270Cm	ND	ng/dry g	1	5	29-Sep-07	13-Oct-07	27221c-31041
Oxychlorane	NA	EPA 8270Cm	ND	ng/dry g	1	5	29-Sep-07	13-Oct-07	27221c-31041
Perthane	NA	EPA 8270Cm	ND	ng/dry g	5	10	29-Sep-07	13-Oct-07	27221c-31041
Total Chlordane	NA	EPA 8270Cm	0	ng/dry g			29-Sep-07	13-Oct-07	27221c-31041
Total Detectable DDTs	NA	EPA 8270Cm	95.8	ng/dry g			29-Sep-07	13-Oct-07	27221c-31041
Toxaphene	NA	EPA 8270Cm	ND	ng/dry g	10	50	29-Sep-07	13-Oct-07	27221c-31041
trans-Nonachlor	NA	EPA 8270Cm	ND	ng/dry g	1	5	29-Sep-07	13-Oct-07	27221c-31041

MDL= Method Detection Limit (CFR 40 Part 136); RL= Reporting Limit; J= Estimated Value below the RL and above the MDL; ND= Not Detected; NA= Not Applicable; MI = Matrix Interference

California ELAP Certificate # 2261
57270 R2

CRG Marine Laboratories, Inc.

2020 Del Amo Blvd., Suite 200, Torrance, CA 90501-1206 (310) 533-5190 FAX (310) 533-5003 crglabs@sbcglobal.net

Chlorinated Pesticides

Client: *Weston Solutions*

CRG Project ID: *27221c*

CRG ID#: 57271	Sample: F-1	TOP	Date Sampled: 18-Sep-07 11:20
Replicate #: R1	Description: LADPW MDR		Date Received: 19-Sep-07
DILUTION FACTOR: 1	Matrix: Sediment		

CONSTITUENT	FRACTION	METHOD	RESULT	UNITS	MDL	RL	DATE PROCESSED	DATE ANALYZED	BATCH ID
(PCB030)	NA	EPA 8270Cm	68	% Recovery			29-Sep-07	13-Oct-07	27221c-31041
(PCB112)	NA	EPA 8270Cm	70	% Recovery			29-Sep-07	13-Oct-07	27221c-31041
(PCB198)	NA	EPA 8270Cm	75	% Recovery			29-Sep-07	13-Oct-07	27221c-31041
(TCMX)	NA	EPA 8270Cm	70	% Recovery			29-Sep-07	13-Oct-07	27221c-31041
2,4'-DDD	NA	EPA 8270Cm	10	ng/dry g	1	5	29-Sep-07	13-Oct-07	27221c-31041
2,4'-DDE	NA	EPA 8270Cm	5.6	ng/dry g	1	5	29-Sep-07	13-Oct-07	27221c-31041
2,4'-DDT	NA	EPA 8270Cm	ND	ng/dry g	1	5	29-Sep-07	13-Oct-07	27221c-31041
4,4'-DDD	NA	EPA 8270Cm	56.1	ng/dry g	1	5	29-Sep-07	13-Oct-07	27221c-31041
4,4'-DDE	NA	EPA 8270Cm	87.9	ng/dry g	1	5	29-Sep-07	13-Oct-07	27221c-31041
4,4'-DDT	NA	EPA 8270Cm	11.9	ng/dry g	1	5	29-Sep-07	13-Oct-07	27221c-31041
Aldrin	NA	EPA 8270Cm	ND	ng/dry g	1	5	29-Sep-07	13-Oct-07	27221c-31041
BHC-alpha	NA	EPA 8270Cm	ND	ng/dry g	1	5	29-Sep-07	13-Oct-07	27221c-31041
BHC-beta	NA	EPA 8270Cm	ND	ng/dry g	1	5	29-Sep-07	13-Oct-07	27221c-31041
BHC-delta	NA	EPA 8270Cm	ND	ng/dry g	1	5	29-Sep-07	13-Oct-07	27221c-31041
BHC-gamma	NA	EPA 8270Cm	ND	ng/dry g	1	5	29-Sep-07	13-Oct-07	27221c-31041
Chlordane-alpha	NA	EPA 8270Cm	ND	ng/dry g	1	5	29-Sep-07	13-Oct-07	27221c-31041
Chlordane-gamma	NA	EPA 8270Cm	ND	ng/dry g	1	5	29-Sep-07	13-Oct-07	27221c-31041
cis-Nonachlor	NA	EPA 8270Cm	ND	ng/dry g	1	5	29-Sep-07	13-Oct-07	27221c-31041
DCPA (Dacthal)	NA	EPA 8270Cm	ND	ng/dry g	5	10	29-Sep-07	13-Oct-07	27221c-31041
Dicofol	NA	EPA 8270Cm	54.1	ng/dry g	1	5	29-Sep-07	13-Oct-07	27221c-31041
Dieldrin	NA	EPA 8270Cm	ND	ng/dry g	1	5	29-Sep-07	13-Oct-07	27221c-31041
Endosulfan Sulfate	NA	EPA 8270Cm	ND	ng/dry g	1	5	29-Sep-07	13-Oct-07	27221c-31041
Endosulfan-I	NA	EPA 8270Cm	ND	ng/dry g	1	5	29-Sep-07	13-Oct-07	27221c-31041
Endosulfan-II	NA	EPA 8270Cm	ND	ng/dry g	1	5	29-Sep-07	13-Oct-07	27221c-31041
Endrin	NA	EPA 8270Cm	ND	ng/dry g	1	5	29-Sep-07	13-Oct-07	27221c-31041
Endrin Aldehyde	NA	EPA 8270Cm	ND	ng/dry g	1	5	29-Sep-07	13-Oct-07	27221c-31041

MDL= Method Detection Limit (CFR 40 Part 136); RL= Reporting Limit; J= Estimated Value below the RL and above the MDL; ND= Not Detected; NA= Not Applicable; MI = Matrix Interference

California ELAP Certificate # 2261
57271 R1

CRG Marine Laboratories, Inc.

2020 Del Amo Blvd., Suite 200, Torrance, CA 90501-1206 (310) 533-5190 FAX (310) 533-5003 crglabs@sbcglobal.net

Chlorinated Pesticides

Client: *Weston Solutions*

CRG Project ID: *27221c*

CRG ID#: 57271	Sample: F-1	TOP	Date Sampled: 18-Sep-07 11:20
Replicate #: R1	Description: LADPW MDR		Date Received: 19-Sep-07
DILUTION FACTOR: 1	Matrix: Sediment		

CONSTITUENT	FRACTION	METHOD	RESULT	UNITS	MDL	RL	DATE PROCESSED	DATE ANALYZED	BATCH ID
Endrin Ketone	NA	EPA 8270Cm	ND	ng/dry g	1	5	29-Sep-07	13-Oct-07	27221c-31041
Heptachlor	NA	EPA 8270Cm	ND	ng/dry g	1	5	29-Sep-07	13-Oct-07	27221c-31041
Heptachlor Epoxide	NA	EPA 8270Cm	ND	ng/dry g	1	5	29-Sep-07	13-Oct-07	27221c-31041
Methoxychlor	NA	EPA 8270Cm	ND	ng/dry g	1	5	29-Sep-07	13-Oct-07	27221c-31041
Mirex	NA	EPA 8270Cm	ND	ng/dry g	1	5	29-Sep-07	13-Oct-07	27221c-31041
Oxychlordane	NA	EPA 8270Cm	ND	ng/dry g	1	5	29-Sep-07	13-Oct-07	27221c-31041
Perthane	NA	EPA 8270Cm	ND	ng/dry g	5	10	29-Sep-07	13-Oct-07	27221c-31041
Total Chlordane	NA	EPA 8270Cm	0	ng/dry g			29-Sep-07	13-Oct-07	27221c-31041
Total Detectable DDTs	NA	EPA 8270Cm	171.5	ng/dry g			29-Sep-07	13-Oct-07	27221c-31041
Toxaphene	NA	EPA 8270Cm	ND	ng/dry g	10	50	29-Sep-07	13-Oct-07	27221c-31041
trans-Nonachlor	NA	EPA 8270Cm	ND	ng/dry g	1	5	29-Sep-07	13-Oct-07	27221c-31041

MDL= Method Detection Limit (CFR 40 Part 136); RL= Reporting Limit; J= Estimated Value below the RL and above the MDL; ND= Not Detected; NA= Not Applicable; MI = Matrix Interference

California ELAP Certificate # 2261
57271 R1

AROCLOR-BASED PCB RESULTS

CRG Marine Laboratories, Inc.

2020 Del Amo Blvd., Suite 200, Torrance, CA 90501-1206 (310) 533-5190 FAX (310) 533-5003 crglabs@sbcglobal.net

Aroclor PCBs

Client: *Weston Solutions*

CRG Project ID: *27221c*

CRG ID#: 57252

Sample: H-2

Date Sampled: 17-Sep-07 13:45

Replicate #: R1

Description: LADPW MDR

Date Received: 19-Sep-07

DILUTION FACTOR: 1

Matrix: Sediment

CONSTITUENT	FRACTION	METHOD	RESULT	UNITS	MDL	RL	DATE PROCESSED	DATE ANALYZED	BATCH ID
Aroclor 1016	NA	EPA 8270Cm	ND	ng/dry g	10	20	29-Sep-07	13-Oct-07	27221c-31041
Aroclor 1221	NA	EPA 8270Cm	ND	ng/dry g	10	20	29-Sep-07	13-Oct-07	27221c-31041
Aroclor 1232	NA	EPA 8270Cm	ND	ng/dry g	10	20	29-Sep-07	13-Oct-07	27221c-31041
Aroclor 1242	NA	EPA 8270Cm	ND	ng/dry g	10	20	29-Sep-07	13-Oct-07	27221c-31041
Aroclor 1248	NA	EPA 8270Cm	ND	ng/dry g	10	20	29-Sep-07	13-Oct-07	27221c-31041
Aroclor 1254	NA	EPA 8270Cm	J 13.5	ng/dry g	10	20	29-Sep-07	13-Oct-07	27221c-31041
Aroclor 1260	NA	EPA 8270Cm	ND	ng/dry g	10	20	29-Sep-07	13-Oct-07	27221c-31041

MDL= Method Detection Limit (CFR 40 Part 136); RL= Reporting Limit; J= Estimated Value below the RL and above the MDL; ND= Not Detected; NA= Not Applicable; MI = Matrix Interference

California ELAP Certificate # 2261
57252 R1

CRG Marine Laboratories, Inc.

2020 Del Amo Blvd., Suite 200, Torrance, CA 90501-1206 (310) 533-5190 FAX (310) 533-5003 crglabs@sbcglobal.net

Aroclor PCBs

Client: *Weston Solutions*

CRG Project ID: *27221c*

CRG ID#: 57253

Sample: MC-2

Date Sampled: 17-Sep-07 15:50

Replicate #: R1

Description: LADPW MDR

Date Received: 19-Sep-07

DILUTION FACTOR: 1

Matrix: Sediment

CONSTITUENT	FRACTION	METHOD	RESULT	UNITS	MDL	RL	DATE PROCESSED	DATE ANALYZED	BATCH ID
Aroclor 1016	NA	EPA 8270Cm	ND	ng/dry g	10	20	29-Sep-07	13-Oct-07	27221c-31041
Aroclor 1221	NA	EPA 8270Cm	ND	ng/dry g	10	20	29-Sep-07	13-Oct-07	27221c-31041
Aroclor 1232	NA	EPA 8270Cm	ND	ng/dry g	10	20	29-Sep-07	13-Oct-07	27221c-31041
Aroclor 1242	NA	EPA 8270Cm	ND	ng/dry g	10	20	29-Sep-07	13-Oct-07	27221c-31041
Aroclor 1248	NA	EPA 8270Cm	ND	ng/dry g	10	20	29-Sep-07	13-Oct-07	27221c-31041
Aroclor 1254	NA	EPA 8270Cm	33.3	ng/dry g	10	20	29-Sep-07	13-Oct-07	27221c-31041
Aroclor 1260	NA	EPA 8270Cm	ND	ng/dry g	10	20	29-Sep-07	13-Oct-07	27221c-31041

MDL= Method Detection Limit (CFR 40 Part 136); RL= Reporting Limit; J= Estimated Value below the RL and above the MDL; ND= Not Detected; NA= Not Applicable; MI = Matrix Interference

California ELAP Certificate # 2261
57253 R1

CRG Marine Laboratories, Inc.

2020 Del Amo Blvd., Suite 200, Torrance, CA 90501-1206 (310) 533-5190 FAX (310) 533-5003 crglabs@sbcglobal.net

Aroclor PCBs

Client: *Weston Solutions*

CRG Project ID: *27221c*

CRG ID#: 57254

Sample: MC-1

Date Sampled: 17-Sep-07 16:40

Replicate #: R1

Description: LADPW MDR

Date Received: 19-Sep-07

DILUTION FACTOR: 1

Matrix: Sediment

CONSTITUENT	FRACTION	METHOD	RESULT	UNITS	MDL	RL	DATE PROCESSED	DATE ANALYZED	BATCH ID
Aroclor 1016	NA	EPA 8270Cm	ND	ng/dry g	10	20	29-Sep-07	13-Oct-07	27221c-31041
Aroclor 1221	NA	EPA 8270Cm	ND	ng/dry g	10	20	29-Sep-07	13-Oct-07	27221c-31041
Aroclor 1232	NA	EPA 8270Cm	ND	ng/dry g	10	20	29-Sep-07	13-Oct-07	27221c-31041
Aroclor 1242	NA	EPA 8270Cm	ND	ng/dry g	10	20	29-Sep-07	13-Oct-07	27221c-31041
Aroclor 1248	NA	EPA 8270Cm	ND	ng/dry g	10	20	29-Sep-07	13-Oct-07	27221c-31041
Aroclor 1254	NA	EPA 8270Cm	21.3	ng/dry g	10	20	29-Sep-07	13-Oct-07	27221c-31041
Aroclor 1260	NA	EPA 8270Cm	J 14.3	ng/dry g	10	20	29-Sep-07	13-Oct-07	27221c-31041

MDL= Method Detection Limit (CFR 40 Part 136); RL= Reporting Limit; J= Estimated Value below the RL and above the MDL; ND= Not Detected; NA= Not Applicable; MI = Matrix Interference

California ELAP Certificate # 2261
57254 R1

CRG Marine Laboratories, Inc.

2020 Del Amo Blvd., Suite 200, Torrance, CA 90501-1206 (310) 533-5190 FAX (310) 533-5003 crglabs@sbcglobal.net

Aroclor PCBs

Client: *Weston Solutions*

CRG Project ID: *27221c*

CRG ID#: 57255

Sample: F-1

Date Sampled: 17-Sep-07 17:20

Replicate #: R1

Description: LADPW MDR

Date Received: 19-Sep-07

DILUTION FACTOR: 1

Matrix: Sediment

CONSTITUENT	FRACTION	METHOD	RESULT	UNITS	MDL	RL	DATE PROCESSED	DATE ANALYZED	BATCH ID
Aroclor 1016	NA	EPA 8270Cm	ND	ng/dry g	10	20	29-Sep-07	13-Oct-07	27221c-31041
Aroclor 1221	NA	EPA 8270Cm	ND	ng/dry g	10	20	29-Sep-07	13-Oct-07	27221c-31041
Aroclor 1232	NA	EPA 8270Cm	ND	ng/dry g	10	20	29-Sep-07	13-Oct-07	27221c-31041
Aroclor 1242	NA	EPA 8270Cm	ND	ng/dry g	10	20	29-Sep-07	13-Oct-07	27221c-31041
Aroclor 1248	NA	EPA 8270Cm	ND	ng/dry g	10	20	29-Sep-07	13-Oct-07	27221c-31041
Aroclor 1254	NA	EPA 8270Cm	31.1	ng/dry g	10	20	29-Sep-07	13-Oct-07	27221c-31041
Aroclor 1260	NA	EPA 8270Cm	ND	ng/dry g	10	20	29-Sep-07	13-Oct-07	27221c-31041

MDL= Method Detection Limit (CFR 40 Part 136); RL= Reporting Limit; J= Estimated Value below the RL and above the MDL; ND= Not Detected; NA= Not Applicable; MI = Matrix Interference

California ELAP Certificate # 2261
57255 R1

CRG Marine Laboratories, Inc.

2020 Del Amo Blvd., Suite 200, Torrance, CA 90501-1206 (310) 533-5190 FAX (310) 533-5003 crglabs@sbcglobal.net

Aroclor PCBs

Client: *Weston Solutions*

CRG Project ID: *27221c*

CRG ID#: 57256

Sample: MC-5

Date Sampled: 18-Sep-07 07:50

Replicate #: R1

Description: LADPW MDR

Date Received: 19-Sep-07

DILUTION FACTOR: 1

Matrix: Sediment

CONSTITUENT	FRACTION	METHOD	RESULT	UNITS	MDL	RL	DATE PROCESSED	DATE ANALYZED	BATCH ID
Aroclor 1016	NA	EPA 8270Cm	ND	ng/dry g	10	20	29-Sep-07	13-Oct-07	27221c-31041
Aroclor 1221	NA	EPA 8270Cm	ND	ng/dry g	10	20	29-Sep-07	13-Oct-07	27221c-31041
Aroclor 1232	NA	EPA 8270Cm	ND	ng/dry g	10	20	29-Sep-07	13-Oct-07	27221c-31041
Aroclor 1242	NA	EPA 8270Cm	ND	ng/dry g	10	20	29-Sep-07	13-Oct-07	27221c-31041
Aroclor 1248	NA	EPA 8270Cm	ND	ng/dry g	10	20	29-Sep-07	13-Oct-07	27221c-31041
Aroclor 1254	NA	EPA 8270Cm	38.8	ng/dry g	10	20	29-Sep-07	13-Oct-07	27221c-31041
Aroclor 1260	NA	EPA 8270Cm	ND	ng/dry g	10	20	29-Sep-07	13-Oct-07	27221c-31041

MDL= Method Detection Limit (CFR 40 Part 136); RL= Reporting Limit; J= Estimated Value below the RL and above the MDL; ND= Not Detected; NA= Not Applicable; MI = Matrix Interference

California ELAP Certificate # 2261
57256 R1

CRG Marine Laboratories, Inc.

2020 Del Amo Blvd., Suite 200, Torrance, CA 90501-1206 (310) 533-5190 FAX (310) 533-5003 crglabs@sbcglobal.net

Aroclor PCBs

Client: *Weston Solutions*

CRG Project ID: *27221c*

CRG ID#: 57257

Sample: MC-3

Date Sampled: 18-Sep-07 09:00

Replicate #: R1

Description: LADPW MDR

Date Received: 19-Sep-07

DILUTION FACTOR: 1

Matrix: Sediment

CONSTITUENT	FRACTION	METHOD	RESULT	UNITS	MDL	RL	DATE PROCESSED	DATE ANALYZED	BATCH ID
Aroclor 1016	NA	EPA 8270Cm	ND	ng/dry g	10	20	29-Sep-07	13-Oct-07	27221c-31041
Aroclor 1221	NA	EPA 8270Cm	ND	ng/dry g	10	20	29-Sep-07	13-Oct-07	27221c-31041
Aroclor 1232	NA	EPA 8270Cm	ND	ng/dry g	10	20	29-Sep-07	13-Oct-07	27221c-31041
Aroclor 1242	NA	EPA 8270Cm	ND	ng/dry g	10	20	29-Sep-07	13-Oct-07	27221c-31041
Aroclor 1248	NA	EPA 8270Cm	ND	ng/dry g	10	20	29-Sep-07	13-Oct-07	27221c-31041
Aroclor 1254	NA	EPA 8270Cm	29.4	ng/dry g	10	20	29-Sep-07	13-Oct-07	27221c-31041
Aroclor 1260	NA	EPA 8270Cm	ND	ng/dry g	10	20	29-Sep-07	13-Oct-07	27221c-31041

MDL= Method Detection Limit (CFR 40 Part 136); RL= Reporting Limit; J= Estimated Value below the RL and above the MDL; ND= Not Detected; NA= Not Applicable; MI = Matrix Interference

California ELAP Certificate # 2261
57257 R1

CRG Marine Laboratories, Inc.

2020 Del Amo Blvd., Suite 200, Torrance, CA 90501-1206 (310) 533-5190 FAX (310) 533-5003 crglabs@sbcglobal.net

Aroclor PCBs

Client: *Weston Solutions*

CRG Project ID: *27221c*

CRG ID#: 57258

Sample: E-1

Date Sampled: 18-Sep-07 09:45

Replicate #: R1

Description: LADPW MDR

Date Received: 19-Sep-07

DILUTION FACTOR: 1

Matrix: Sediment

CONSTITUENT	FRACTION	METHOD	RESULT	UNITS	MDL	RL	DATE PROCESSED	DATE ANALYZED	BATCH ID
Aroclor 1016	NA	EPA 8270Cm	ND	ng/dry g	10	20	29-Sep-07	13-Oct-07	27221c-31041
Aroclor 1221	NA	EPA 8270Cm	ND	ng/dry g	10	20	29-Sep-07	13-Oct-07	27221c-31041
Aroclor 1232	NA	EPA 8270Cm	ND	ng/dry g	10	20	29-Sep-07	13-Oct-07	27221c-31041
Aroclor 1242	NA	EPA 8270Cm	ND	ng/dry g	10	20	29-Sep-07	13-Oct-07	27221c-31041
Aroclor 1248	NA	EPA 8270Cm	ND	ng/dry g	10	20	29-Sep-07	13-Oct-07	27221c-31041
Aroclor 1254	NA	EPA 8270Cm	20.3	ng/dry g	10	20	29-Sep-07	13-Oct-07	27221c-31041
Aroclor 1260	NA	EPA 8270Cm	ND	ng/dry g	10	20	29-Sep-07	13-Oct-07	27221c-31041

MDL= Method Detection Limit (CFR 40 Part 136); RL= Reporting Limit; J= Estimated Value below the RL and above the MDL; ND= Not Detected; NA= Not Applicable; MI = Matrix Interference

California ELAP Certificate # 2261
57258 R1

CRG Marine Laboratories, Inc.

2020 Del Amo Blvd., Suite 200, Torrance, CA 90501-1206 (310) 533-5190 FAX (310) 533-5003 crglabs@sbcglobal.net

Aroclor PCBs

Client: *Weston Solutions*

CRG Project ID: *27221c*

CRG ID#: 57259

Sample: G-2

Date Sampled: 18-Sep-07 11:45

Replicate #: R1

Description: LADPW MDR

Date Received: 19-Sep-07

DILUTION FACTOR: 1

Matrix: Sediment

CONSTITUENT	FRACTION	METHOD	RESULT	UNITS	MDL	RL	DATE PROCESSED	DATE ANALYZED	BATCH ID
Aroclor 1016	NA	EPA 8270Cm	ND	ng/dry g	10	20	29-Sep-07	13-Oct-07	27221c-31041
Aroclor 1221	NA	EPA 8270Cm	ND	ng/dry g	10	20	29-Sep-07	13-Oct-07	27221c-31041
Aroclor 1232	NA	EPA 8270Cm	ND	ng/dry g	10	20	29-Sep-07	13-Oct-07	27221c-31041
Aroclor 1242	NA	EPA 8270Cm	ND	ng/dry g	10	20	29-Sep-07	13-Oct-07	27221c-31041
Aroclor 1248	NA	EPA 8270Cm	ND	ng/dry g	10	20	29-Sep-07	13-Oct-07	27221c-31041
Aroclor 1254	NA	EPA 8270Cm	25.7	ng/dry g	10	20	29-Sep-07	13-Oct-07	27221c-31041
Aroclor 1260	NA	EPA 8270Cm	ND	ng/dry g	10	20	29-Sep-07	13-Oct-07	27221c-31041

MDL= Method Detection Limit (CFR 40 Part 136); RL= Reporting Limit; J= Estimated Value below the RL and above the MDL; ND= Not Detected; NA= Not Applicable; MI = Matrix Interference

California ELAP Certificate # 2261
57259 R1

CRG Marine Laboratories, Inc.

2020 Del Amo Blvd., Suite 200, Torrance, CA 90501-1206 (310) 533-5190 FAX (310) 533-5003 crglabs@sbcglobal.net

Aroclor PCBs

Client: *Weston Solutions*

CRG Project ID: *27221c*

CRG ID#: 57260

Sample: C-2

Date Sampled: 18-Sep-07 12:10

Replicate #: R1

Description: LADPW MDR

Date Received: 19-Sep-07

DILUTION FACTOR: 1

Matrix: Sediment

CONSTITUENT	FRACTION	METHOD	RESULT	UNITS	MDL	RL	DATE PROCESSED	DATE ANALYZED	BATCH ID
Aroclor 1016	NA	EPA 8270Cm	ND	ng/dry g	10	20	29-Sep-07	13-Oct-07	27221c-31041
Aroclor 1221	NA	EPA 8270Cm	ND	ng/dry g	10	20	29-Sep-07	13-Oct-07	27221c-31041
Aroclor 1232	NA	EPA 8270Cm	ND	ng/dry g	10	20	29-Sep-07	13-Oct-07	27221c-31041
Aroclor 1242	NA	EPA 8270Cm	J 16.6	ng/dry g	10	20	29-Sep-07	13-Oct-07	27221c-31041
Aroclor 1248	NA	EPA 8270Cm	ND	ng/dry g	10	20	29-Sep-07	13-Oct-07	27221c-31041
Aroclor 1254	NA	EPA 8270Cm	37.1	ng/dry g	10	20	29-Sep-07	13-Oct-07	27221c-31041
Aroclor 1260	NA	EPA 8270Cm	40.3	ng/dry g	10	20	29-Sep-07	13-Oct-07	27221c-31041

MDL= Method Detection Limit (CFR 40 Part 136); RL= Reporting Limit; J= Estimated Value below the RL and above the MDL; ND= Not Detected; NA= Not Applicable; MI = Matrix Interference

California ELAP Certificate # 2261
57260 R1

CRG Marine Laboratories, Inc.

2020 Del Amo Blvd., Suite 200, Torrance, CA 90501-1206 (310) 533-5190 FAX (310) 533-5003 crglabs@sbcglobal.net

Aroclor PCBs

Client: *Weston Solutions*

CRG Project ID: *27221c*

CRG ID#: 57261

Sample: B-2

Date Sampled: 18-Sep-07 14:17

Replicate #: R1

Description: LADPW MDR

Date Received: 19-Sep-07

DILUTION FACTOR: 1

Matrix: Sediment

CONSTITUENT	FRACTION	METHOD	RESULT	UNITS	MDL	RL	DATE PROCESSED	DATE ANALYZED	BATCH ID
Aroclor 1016	NA	EPA 8270Cm	ND	ng/dry g	10	20	29-Sep-07	13-Oct-07	27221c-31041
Aroclor 1221	NA	EPA 8270Cm	ND	ng/dry g	10	20	29-Sep-07	13-Oct-07	27221c-31041
Aroclor 1232	NA	EPA 8270Cm	ND	ng/dry g	10	20	29-Sep-07	13-Oct-07	27221c-31041
Aroclor 1242	NA	EPA 8270Cm	ND	ng/dry g	10	20	29-Sep-07	13-Oct-07	27221c-31041
Aroclor 1248	NA	EPA 8270Cm	ND	ng/dry g	10	20	29-Sep-07	13-Oct-07	27221c-31041
Aroclor 1254	NA	EPA 8270Cm	34.4	ng/dry g	10	20	29-Sep-07	13-Oct-07	27221c-31041
Aroclor 1260	NA	EPA 8270Cm	ND	ng/dry g	10	20	29-Sep-07	13-Oct-07	27221c-31041

MDL= Method Detection Limit (CFR 40 Part 136); RL= Reporting Limit; J= Estimated Value below the RL and above the MDL; ND= Not Detected; NA= Not Applicable; MI = Matrix Interference

California ELAP Certificate # 2261
57261 R1

CRG Marine Laboratories, Inc.

2020 Del Amo Blvd., Suite 200, Torrance, CA 90501-1206 (310) 533-5190 FAX (310) 533-5003 crglabs@sbcglobal.net

Aroclor PCBs

Client: *Weston Solutions*

CRG Project ID: *27221c*

CRG ID#: 57262

Sample: A-2

Date Sampled: 18-Sep-07 15:00

Replicate #: R1

Description: LADPW MDR

Date Received: 19-Sep-07

DILUTION FACTOR: 1

Matrix: Sediment

CONSTITUENT	FRACTION	METHOD	RESULT	UNITS	MDL	RL	DATE PROCESSED	DATE ANALYZED	BATCH ID
Aroclor 1016	NA	EPA 8270Cm	ND	ng/dry g	10	20	29-Sep-07	13-Oct-07	27221c-31041
Aroclor 1221	NA	EPA 8270Cm	ND	ng/dry g	10	20	29-Sep-07	13-Oct-07	27221c-31041
Aroclor 1232	NA	EPA 8270Cm	ND	ng/dry g	10	20	29-Sep-07	13-Oct-07	27221c-31041
Aroclor 1242	NA	EPA 8270Cm	ND	ng/dry g	10	20	29-Sep-07	13-Oct-07	27221c-31041
Aroclor 1248	NA	EPA 8270Cm	ND	ng/dry g	10	20	29-Sep-07	13-Oct-07	27221c-31041
Aroclor 1254	NA	EPA 8270Cm	20.2	ng/dry g	10	20	29-Sep-07	13-Oct-07	27221c-31041
Aroclor 1260	NA	EPA 8270Cm	40.1	ng/dry g	10	20	29-Sep-07	13-Oct-07	27221c-31041

MDL= Method Detection Limit (CFR 40 Part 136); RL= Reporting Limit; J= Estimated Value below the RL and above the MDL; ND= Not Detected; NA= Not Applicable; MI = Matrix Interference

California ELAP Certificate # 2261

57262 R1

CRG Marine Laboratories, Inc.

2020 Del Amo Blvd., Suite 200, Torrance, CA 90501-1206 (310) 533-5190 FAX (310) 533-5003 crglabs@sbcglobal.net

Aroclor PCBs

Client: *Weston Solutions*

CRG Project ID: *27221c*

CRG ID#: 57263

Sample: MC-4

Date Sampled: 18-Sep-07 15:30

Replicate #: R1

Description: LADPW MDR

Date Received: 19-Sep-07

DILUTION FACTOR: 1

Matrix: Sediment

CONSTITUENT	FRACTION	METHOD	RESULT	UNITS	MDL	RL	DATE PROCESSED	DATE ANALYZED	BATCH ID
Aroclor 1016	NA	EPA 8270Cm	ND	ng/dry g	10	20	29-Sep-07	13-Oct-07	27221c-31041
Aroclor 1221	NA	EPA 8270Cm	ND	ng/dry g	10	20	29-Sep-07	13-Oct-07	27221c-31041
Aroclor 1232	NA	EPA 8270Cm	ND	ng/dry g	10	20	29-Sep-07	13-Oct-07	27221c-31041
Aroclor 1242	NA	EPA 8270Cm	ND	ng/dry g	10	20	29-Sep-07	13-Oct-07	27221c-31041
Aroclor 1248	NA	EPA 8270Cm	ND	ng/dry g	10	20	29-Sep-07	13-Oct-07	27221c-31041
Aroclor 1254	NA	EPA 8270Cm	J 17.2	ng/dry g	10	20	29-Sep-07	13-Oct-07	27221c-31041
Aroclor 1260	NA	EPA 8270Cm	ND	ng/dry g	10	20	29-Sep-07	13-Oct-07	27221c-31041

MDL= Method Detection Limit (CFR 40 Part 136); RL= Reporting Limit; J= Estimated Value below the RL and above the MDL; ND= Not Detected; NA= Not Applicable; MI = Matrix Interference

California ELAP Certificate # 2261
57263 R1

CRG Marine Laboratories, Inc.

2020 Del Amo Blvd., Suite 200, Torrance, CA 90501-1206 (310) 533-5190 FAX (310) 533-5003 crglabs@sbcglobal.net

Aroclor PCBs

Client: *Weston Solutions*

CRG Project ID: *27221c*

CRG ID#: 57264

Sample: E-3

Date Sampled: 19-Sep-07 08:00

Replicate #: R1

Description: LADPW MDR

Date Received: 19-Sep-07

DILUTION FACTOR: 1

Matrix: Sediment

CONSTITUENT	FRACTION	METHOD	RESULT	UNITS	MDL	RL	DATE PROCESSED	DATE ANALYZED	BATCH ID
Aroclor 1016	NA	EPA 8270Cm	ND	ng/dry g	10	20	29-Sep-07	13-Oct-07	27221c-31041
Aroclor 1221	NA	EPA 8270Cm	ND	ng/dry g	10	20	29-Sep-07	13-Oct-07	27221c-31041
Aroclor 1232	NA	EPA 8270Cm	ND	ng/dry g	10	20	29-Sep-07	13-Oct-07	27221c-31041
Aroclor 1242	NA	EPA 8270Cm	ND	ng/dry g	10	20	29-Sep-07	13-Oct-07	27221c-31041
Aroclor 1248	NA	EPA 8270Cm	ND	ng/dry g	10	20	29-Sep-07	13-Oct-07	27221c-31041
Aroclor 1254	NA	EPA 8270Cm	40.1	ng/dry g	10	20	29-Sep-07	13-Oct-07	27221c-31041
Aroclor 1260	NA	EPA 8270Cm	30.6	ng/dry g	10	20	29-Sep-07	13-Oct-07	27221c-31041

MDL= Method Detection Limit (CFR 40 Part 136); RL= Reporting Limit; J= Estimated Value below the RL and above the MDL; ND= Not Detected; NA= Not Applicable; MI = Matrix Interference

California ELAP Certificate # 2261

57264 R1

CRG Marine Laboratories, Inc.

2020 Del Amo Blvd., Suite 200, Torrance, CA 90501-1206 (310) 533-5190 FAX (310) 533-5003 crglabs@sbcglobal.net

Aroclor PCBs

Client: *Weston Solutions*

CRG Project ID: *27221c*

CRG ID#: 57265

Sample: E-4

Date Sampled: 19-Sep-07 08:45

Replicate #: R1

Description: LADPW MDR

Date Received: 19-Sep-07

DILUTION FACTOR: 1

Matrix: Sediment

CONSTITUENT	FRACTION	METHOD	RESULT	UNITS	MDL	RL	DATE PROCESSED	DATE ANALYZED	BATCH ID
Aroclor 1016	NA	EPA 8270Cm	ND	ng/dry g	10	20	29-Sep-07	13-Oct-07	27221c-31041
Aroclor 1221	NA	EPA 8270Cm	ND	ng/dry g	10	20	29-Sep-07	13-Oct-07	27221c-31041
Aroclor 1232	NA	EPA 8270Cm	ND	ng/dry g	10	20	29-Sep-07	13-Oct-07	27221c-31041
Aroclor 1242	NA	EPA 8270Cm	ND	ng/dry g	10	20	29-Sep-07	13-Oct-07	27221c-31041
Aroclor 1248	NA	EPA 8270Cm	ND	ng/dry g	10	20	29-Sep-07	13-Oct-07	27221c-31041
Aroclor 1254	NA	EPA 8270Cm	20.8	ng/dry g	10	20	29-Sep-07	13-Oct-07	27221c-31041
Aroclor 1260	NA	EPA 8270Cm	ND	ng/dry g	10	20	29-Sep-07	13-Oct-07	27221c-31041

MDL= Method Detection Limit (CFR 40 Part 136); RL= Reporting Limit; J= Estimated Value below the RL and above the MDL; ND= Not Detected; NA= Not Applicable; MI = Matrix Interference

California ELAP Certificate # 2261

57265 R1

CRG Marine Laboratories, Inc.

2020 Del Amo Blvd., Suite 200, Torrance, CA 90501-1206 (310) 533-5190 FAX (310) 533-5003 crglabs@sbcglobal.net

Aroclor PCBs

Client: *Weston Solutions*

CRG Project ID: *27221c*

CRG ID#: 57266

Sample: D-3

Date Sampled: 19-Sep-07 09:45

Replicate #: R1

Description: LADPW MDR

Date Received: 19-Sep-07

DILUTION FACTOR: 1

Matrix: Sediment

CONSTITUENT	FRACTION	METHOD	RESULT	UNITS	MDL	RL	DATE PROCESSED	DATE ANALYZED	BATCH ID
Aroclor 1016	NA	EPA 8270Cm	ND	ng/dry g	10	20	29-Sep-07	13-Oct-07	27221c-31041
Aroclor 1221	NA	EPA 8270Cm	ND	ng/dry g	10	20	29-Sep-07	13-Oct-07	27221c-31041
Aroclor 1232	NA	EPA 8270Cm	ND	ng/dry g	10	20	29-Sep-07	13-Oct-07	27221c-31041
Aroclor 1242	NA	EPA 8270Cm	ND	ng/dry g	10	20	29-Sep-07	13-Oct-07	27221c-31041
Aroclor 1248	NA	EPA 8270Cm	ND	ng/dry g	10	20	29-Sep-07	13-Oct-07	27221c-31041
Aroclor 1254	NA	EPA 8270Cm	J 19.1	ng/dry g	10	20	29-Sep-07	13-Oct-07	27221c-31041
Aroclor 1260	NA	EPA 8270Cm	ND	ng/dry g	10	20	29-Sep-07	13-Oct-07	27221c-31041

MDL= Method Detection Limit (CFR 40 Part 136); RL= Reporting Limit; J= Estimated Value below the RL and above the MDL; ND= Not Detected; NA= Not Applicable; MI = Matrix Interference

California ELAP Certificate # 2261
57266 R1

CRG Marine Laboratories, Inc.

2020 Del Amo Blvd., Suite 200, Torrance, CA 90501-1206 (310) 533-5190 FAX (310) 533-5003 crglabs@sbcglobal.net

Aroclor PCBs

Client: *Weston Solutions*

CRG Project ID: *27221c*

CRG ID#: 57267

Sample: D-2

Date Sampled: 19-Sep-07 10:15

Replicate #: R1

Description: LADPW MDR

Date Received: 19-Sep-07

DILUTION FACTOR: 1

Matrix: Sediment

CONSTITUENT	FRACTION	METHOD	RESULT	UNITS	MDL	RL	DATE PROCESSED	DATE ANALYZED	BATCH ID
Aroclor 1016	NA	EPA 8270Cm	ND	ng/dry g	10	20	29-Sep-07	13-Oct-07	27221c-31041
Aroclor 1221	NA	EPA 8270Cm	ND	ng/dry g	10	20	29-Sep-07	13-Oct-07	27221c-31041
Aroclor 1232	NA	EPA 8270Cm	ND	ng/dry g	10	20	29-Sep-07	13-Oct-07	27221c-31041
Aroclor 1242	NA	EPA 8270Cm	ND	ng/dry g	10	20	29-Sep-07	13-Oct-07	27221c-31041
Aroclor 1248	NA	EPA 8270Cm	ND	ng/dry g	10	20	29-Sep-07	13-Oct-07	27221c-31041
Aroclor 1254	NA	EPA 8270Cm	20.3	ng/dry g	10	20	29-Sep-07	13-Oct-07	27221c-31041
Aroclor 1260	NA	EPA 8270Cm	ND	ng/dry g	10	20	29-Sep-07	13-Oct-07	27221c-31041

MDL= Method Detection Limit (CFR 40 Part 136); RL= Reporting Limit; J= Estimated Value below the RL and above the MDL; ND= Not Detected; NA= Not Applicable; MI = Matrix Interference

California ELAP Certificate # 2261
57267 R1

CRG Marine Laboratories, Inc.

2020 Del Amo Blvd., Suite 200, Torrance, CA 90501-1206 (310) 533-5190 FAX (310) 533-5003 crglabs@sbcglobal.net

Aroclor PCBs

Client: *Weston Solutions*

CRG Project ID: *27221c*

CRG ID#: 57268

Sample: E-1 BOTTOM

Date Sampled: 18-Sep-07 14:00

Replicate #: R1

Description: LADPW MDR

Date Received: 19-Sep-07

DILUTION FACTOR: 1

Matrix: Sediment

CONSTITUENT	FRACTION	METHOD	RESULT	UNITS	MDL	RL	DATE PROCESSED	DATE ANALYZED	BATCH ID
Aroclor 1016	NA	EPA 8270Cm	ND	ng/dry g	10	20	29-Sep-07	13-Oct-07	27221c-31041
Aroclor 1221	NA	EPA 8270Cm	ND	ng/dry g	10	20	29-Sep-07	13-Oct-07	27221c-31041
Aroclor 1232	NA	EPA 8270Cm	ND	ng/dry g	10	20	29-Sep-07	13-Oct-07	27221c-31041
Aroclor 1242	NA	EPA 8270Cm	ND	ng/dry g	10	20	29-Sep-07	13-Oct-07	27221c-31041
Aroclor 1248	NA	EPA 8270Cm	ND	ng/dry g	10	20	29-Sep-07	13-Oct-07	27221c-31041
Aroclor 1254	NA	EPA 8270Cm	ND	ng/dry g	10	20	29-Sep-07	13-Oct-07	27221c-31041
Aroclor 1260	NA	EPA 8270Cm	ND	ng/dry g	10	20	29-Sep-07	13-Oct-07	27221c-31041

MDL= Method Detection Limit (CFR 40 Part 136); RL= Reporting Limit; J= Estimated Value below the RL and above the MDL; ND= Not Detected; NA= Not Applicable; MI = Matrix Interference

California ELAP Certificate # 2261
57268 R1

CRG Marine Laboratories, Inc.

2020 Del Amo Blvd., Suite 200, Torrance, CA 90501-1206 (310) 533-5190 FAX (310) 533-5003 crglabs@sbcglobal.net

Aroclor PCBs

Client: *Weston Solutions*

CRG Project ID: *27221c*

CRG ID#: 57269

Sample: E-3 TOP

Date Sampled: 18-Sep-07 16:00

Replicate #: R1

Description: LADPW MDR

Date Received: 19-Sep-07

DILUTION FACTOR: 1

Matrix: Sediment

CONSTITUENT	FRACTION	METHOD	RESULT	UNITS	MDL	RL	DATE PROCESSED	DATE ANALYZED	BATCH ID
Aroclor 1016	NA	EPA 8270Cm	ND	ng/dry g	10	20	29-Sep-07	13-Oct-07	27221c-31041
Aroclor 1221	NA	EPA 8270Cm	ND	ng/dry g	10	20	29-Sep-07	13-Oct-07	27221c-31041
Aroclor 1232	NA	EPA 8270Cm	ND	ng/dry g	10	20	29-Sep-07	13-Oct-07	27221c-31041
Aroclor 1242	NA	EPA 8270Cm	ND	ng/dry g	10	20	29-Sep-07	13-Oct-07	27221c-31041
Aroclor 1248	NA	EPA 8270Cm	ND	ng/dry g	10	20	29-Sep-07	13-Oct-07	27221c-31041
Aroclor 1254	NA	EPA 8270Cm	25.5	ng/dry g	10	20	29-Sep-07	13-Oct-07	27221c-31041
Aroclor 1260	NA	EPA 8270Cm	ND	ng/dry g	10	20	29-Sep-07	13-Oct-07	27221c-31041

MDL= Method Detection Limit (CFR 40 Part 136); RL= Reporting Limit; J= Estimated Value below the RL and above the MDL; ND= Not Detected; NA= Not Applicable; MI = Matrix Interference

California ELAP Certificate # 2261
57269 R1

CRG Marine Laboratories, Inc.

2020 Del Amo Blvd., Suite 200, Torrance, CA 90501-1206 (310) 533-5190 FAX (310) 533-5003 crglabs@sbcglobal.net

Aroclor PCBs

Client: *Weston Solutions*

CRG Project ID: *27221c*

CRG ID#: 57270

Sample: E-1 TOP

Date Sampled: 18-Sep-07 14:00

Replicate #: R1

Description: LADPW MDR

Date Received: 19-Sep-07

DILUTION FACTOR: 1

Matrix: Sediment

CONSTITUENT	FRACTION	METHOD	RESULT	UNITS	MDL	RL	DATE PROCESSED	DATE ANALYZED	BATCH ID
Aroclor 1016	NA	EPA 8270Cm	ND	ng/dry g	10	20	29-Sep-07	13-Oct-07	27221c-31041
Aroclor 1221	NA	EPA 8270Cm	ND	ng/dry g	10	20	29-Sep-07	13-Oct-07	27221c-31041
Aroclor 1232	NA	EPA 8270Cm	ND	ng/dry g	10	20	29-Sep-07	13-Oct-07	27221c-31041
Aroclor 1242	NA	EPA 8270Cm	ND	ng/dry g	10	20	29-Sep-07	13-Oct-07	27221c-31041
Aroclor 1248	NA	EPA 8270Cm	ND	ng/dry g	10	20	29-Sep-07	13-Oct-07	27221c-31041
Aroclor 1254	NA	EPA 8270Cm	ND	ng/dry g	10	20	29-Sep-07	13-Oct-07	27221c-31041
Aroclor 1260	NA	EPA 8270Cm	ND	ng/dry g	10	20	29-Sep-07	13-Oct-07	27221c-31041

MDL= Method Detection Limit (CFR 40 Part 136); RL= Reporting Limit; J= Estimated Value below the RL and above the MDL; ND= Not Detected; NA= Not Applicable; MI = Matrix Interference

California ELAP Certificate # 2261
57270 R1

CRG Marine Laboratories, Inc.

2020 Del Amo Blvd., Suite 200, Torrance, CA 90501-1206 (310) 533-5190 FAX (310) 533-5003 crglabs@sbcglobal.net

Aroclor PCBs

Client: *Weston Solutions*

CRG Project ID: *27221c*

CRG ID#: 57270

Sample: E-1 TOP

Date Sampled: 18-Sep-07 14:00

Replicate #: R2

Description: LADPW MDR

Date Received: 19-Sep-07

DILUTION FACTOR: 1

Matrix: Sediment

CONSTITUENT	FRACTION	METHOD	RESULT	UNITS	MDL	RL	DATE PROCESSED	DATE ANALYZED	BATCH ID
Aroclor 1016	NA	EPA 8270Cm	ND	ng/dry g	10	20	29-Sep-07	13-Oct-07	27221c-31041
Aroclor 1221	NA	EPA 8270Cm	ND	ng/dry g	10	20	29-Sep-07	13-Oct-07	27221c-31041
Aroclor 1232	NA	EPA 8270Cm	ND	ng/dry g	10	20	29-Sep-07	13-Oct-07	27221c-31041
Aroclor 1242	NA	EPA 8270Cm	ND	ng/dry g	10	20	29-Sep-07	13-Oct-07	27221c-31041
Aroclor 1248	NA	EPA 8270Cm	ND	ng/dry g	10	20	29-Sep-07	13-Oct-07	27221c-31041
Aroclor 1254	NA	EPA 8270Cm	ND	ng/dry g	10	20	29-Sep-07	13-Oct-07	27221c-31041
Aroclor 1260	NA	EPA 8270Cm	ND	ng/dry g	10	20	29-Sep-07	13-Oct-07	27221c-31041

MDL= Method Detection Limit (CFR 40 Part 136); RL= Reporting Limit; J= Estimated Value below the RL and above the MDL; ND= Not Detected; NA= Not Applicable; MI = Matrix Interference

California ELAP Certificate # 2261
57270 R2

CRG Marine Laboratories, Inc.

2020 Del Amo Blvd., Suite 200, Torrance, CA 90501-1206 (310) 533-5190 FAX (310) 533-5003 crglabs@sbcglobal.net

Aroclor PCBs

Client: *Weston Solutions*

CRG Project ID: *27221c*

CRG ID#: 57271

Sample: F-1 TOP

Date Sampled: 18-Sep-07 11:20

Replicate #: R1

Description: LADPW MDR

Date Received: 19-Sep-07

DILUTION FACTOR: 1

Matrix: Sediment

CONSTITUENT	FRACTION	METHOD	RESULT	UNITS	MDL	RL	DATE PROCESSED	DATE ANALYZED	BATCH ID
Aroclor 1016	NA	EPA 8270Cm	ND	ng/dry g	10	20	29-Sep-07	13-Oct-07	27221c-31041
Aroclor 1221	NA	EPA 8270Cm	ND	ng/dry g	10	20	29-Sep-07	13-Oct-07	27221c-31041
Aroclor 1232	NA	EPA 8270Cm	ND	ng/dry g	10	20	29-Sep-07	13-Oct-07	27221c-31041
Aroclor 1242	NA	EPA 8270Cm	ND	ng/dry g	10	20	29-Sep-07	13-Oct-07	27221c-31041
Aroclor 1248	NA	EPA 8270Cm	ND	ng/dry g	10	20	29-Sep-07	13-Oct-07	27221c-31041
Aroclor 1254	NA	EPA 8270Cm	25	ng/dry g	10	20	29-Sep-07	13-Oct-07	27221c-31041
Aroclor 1260	NA	EPA 8270Cm	ND	ng/dry g	10	20	29-Sep-07	13-Oct-07	27221c-31041

MDL= Method Detection Limit (CFR 40 Part 136); RL= Reporting Limit; J= Estimated Value below the RL and above the MDL; ND= Not Detected; NA= Not Applicable; MI = Matrix Interference

California ELAP Certificate # 2261

57271 R1

CONGENER-BASED PCB RESULTS

CRG Marine Laboratories, Inc.

2020 Del Amo Blvd., Suite 200, Torrance, CA 90501-1206 (310) 533-5190 FAX (310) 533-5003 crglabs@sbcglobal.net

PCB Congeners

Client: *Weston Solutions*

CRG Project ID: *27221c*

CRG ID#: 57252

Sample: H-2

Date Sampled: 17-Sep-07 13:45

Replicate #: R1

Description: LADPW MDR

Date Received: 19-Sep-07

DILUTION FACTOR: 1

Matrix: Sediment

CONSTITUENT	FRACTION	METHOD	RESULT	UNITS	MDL	RL	DATE PROCESSED	DATE ANALYZED	BATCH ID
PCB008	NA	EPA 8270Cm	ND	ng/dry g	1	5	29-Sep-07	13-Oct-07	27221c-31041
PCB018	NA	EPA 8270Cm	ND	ng/dry g	1	5	29-Sep-07	13-Oct-07	27221c-31041
PCB028	NA	EPA 8270Cm	ND	ng/dry g	1	5	29-Sep-07	13-Oct-07	27221c-31041
PCB031	NA	EPA 8270Cm	ND	ng/dry g	1	5	29-Sep-07	13-Oct-07	27221c-31041
PCB033	NA	EPA 8270Cm	ND	ng/dry g	1	5	29-Sep-07	13-Oct-07	27221c-31041
PCB037	NA	EPA 8270Cm	ND	ng/dry g	1	5	29-Sep-07	13-Oct-07	27221c-31041
PCB044	NA	EPA 8270Cm	ND	ng/dry g	1	5	29-Sep-07	13-Oct-07	27221c-31041
PCB049	NA	EPA 8270Cm	ND	ng/dry g	1	5	29-Sep-07	13-Oct-07	27221c-31041
PCB052	NA	EPA 8270Cm	ND	ng/dry g	1	5	29-Sep-07	13-Oct-07	27221c-31041
PCB066	NA	EPA 8270Cm	J 1.2	ng/dry g	1	5	29-Sep-07	13-Oct-07	27221c-31041
PCB070	NA	EPA 8270Cm	ND	ng/dry g	1	5	29-Sep-07	13-Oct-07	27221c-31041
PCB074	NA	EPA 8270Cm	ND	ng/dry g	1	5	29-Sep-07	13-Oct-07	27221c-31041
PCB077	NA	EPA 8270Cm	ND	ng/dry g	1	5	29-Sep-07	13-Oct-07	27221c-31041
PCB081	NA	EPA 8270Cm	ND	ng/dry g	1	5	29-Sep-07	13-Oct-07	27221c-31041
PCB087	NA	EPA 8270Cm	ND	ng/dry g	1	5	29-Sep-07	13-Oct-07	27221c-31041
PCB095	NA	EPA 8270Cm	J 1	ng/dry g	1	5	29-Sep-07	13-Oct-07	27221c-31041
PCB097	NA	EPA 8270Cm	ND	ng/dry g	1	5	29-Sep-07	13-Oct-07	27221c-31041
PCB099	NA	EPA 8270Cm	J 1.6	ng/dry g	1	5	29-Sep-07	13-Oct-07	27221c-31041
PCB101	NA	EPA 8270Cm	J 1.7	ng/dry g	1	5	29-Sep-07	13-Oct-07	27221c-31041
PCB105	NA	EPA 8270Cm	ND	ng/dry g	1	5	29-Sep-07	13-Oct-07	27221c-31041
PCB110	NA	EPA 8270Cm	J 1.7	ng/dry g	1	5	29-Sep-07	13-Oct-07	27221c-31041
PCB114	NA	EPA 8270Cm	ND	ng/dry g	1	5	29-Sep-07	13-Oct-07	27221c-31041
PCB118	NA	EPA 8270Cm	J 1.1	ng/dry g	1	5	29-Sep-07	13-Oct-07	27221c-31041
PCB119	NA	EPA 8270Cm	ND	ng/dry g	1	5	29-Sep-07	13-Oct-07	27221c-31041
PCB123	NA	EPA 8270Cm	ND	ng/dry g	1	5	29-Sep-07	13-Oct-07	27221c-31041
PCB126	NA	EPA 8270Cm	ND	ng/dry g	1	5	29-Sep-07	13-Oct-07	27221c-31041

MDL= Method Detection Limit (CFR 40 Part 136); RL= Reporting Limit; J= Estimated Value below the RL and above the MDL; ND= Not Detected; NA= Not Applicable; MI = Matrix Interference

California ELAP Certificate # 2261
57252 R1

CRG Marine Laboratories, Inc.

2020 Del Amo Blvd., Suite 200, Torrance, CA 90501-1206 (310) 533-5190 FAX (310) 533-5003 crglabs@sbcglobal.net

PCB Congeners

Client: *Weston Solutions*

CRG Project ID: *27221c*

CRG ID#: 57252

Sample: H-2

Date Sampled: 17-Sep-07 13:45

Replicate #: R1

Description: LADPW MDR

Date Received: 19-Sep-07

DILUTION FACTOR: 1

Matrix: Sediment

CONSTITUENT	FRACTION	METHOD	RESULT	UNITS	MDL	RL	DATE PROCESSED	DATE ANALYZED	BATCH ID
PCB128	NA	EPA 8270Cm	ND	ng/dry g	1	5	29-Sep-07	13-Oct-07	27221c-31041
PCB138	NA	EPA 8270Cm	J 2.7	ng/dry g	1	5	29-Sep-07	13-Oct-07	27221c-31041
PCB141	NA	EPA 8270Cm	ND	ng/dry g	1	5	29-Sep-07	13-Oct-07	27221c-31041
PCB149	NA	EPA 8270Cm	J 1.1	ng/dry g	1	5	29-Sep-07	13-Oct-07	27221c-31041
PCB151	NA	EPA 8270Cm	ND	ng/dry g	1	5	29-Sep-07	13-Oct-07	27221c-31041
PCB153	NA	EPA 8270Cm	J 2.5	ng/dry g	1	5	29-Sep-07	13-Oct-07	27221c-31041
PCB156	NA	EPA 8270Cm	ND	ng/dry g	1	5	29-Sep-07	13-Oct-07	27221c-31041
PCB157	NA	EPA 8270Cm	ND	ng/dry g	1	5	29-Sep-07	13-Oct-07	27221c-31041
PCB158	NA	EPA 8270Cm	ND	ng/dry g	1	5	29-Sep-07	13-Oct-07	27221c-31041
PCB167	NA	EPA 8270Cm	ND	ng/dry g	1	5	29-Sep-07	13-Oct-07	27221c-31041
PCB168+132	NA	EPA 8270Cm	ND	ng/dry g	1	5	29-Sep-07	13-Oct-07	27221c-31041
PCB169	NA	EPA 8270Cm	ND	ng/dry g	1	5	29-Sep-07	13-Oct-07	27221c-31041
PCB170	NA	EPA 8270Cm	ND	ng/dry g	1	5	29-Sep-07	13-Oct-07	27221c-31041
PCB177	NA	EPA 8270Cm	ND	ng/dry g	1	5	29-Sep-07	13-Oct-07	27221c-31041
PCB180	NA	EPA 8270Cm	ND	ng/dry g	1	5	29-Sep-07	13-Oct-07	27221c-31041
PCB183	NA	EPA 8270Cm	ND	ng/dry g	1	5	29-Sep-07	13-Oct-07	27221c-31041
PCB187	NA	EPA 8270Cm	ND	ng/dry g	1	5	29-Sep-07	13-Oct-07	27221c-31041
PCB189	NA	EPA 8270Cm	ND	ng/dry g	1	5	29-Sep-07	13-Oct-07	27221c-31041
PCB194	NA	EPA 8270Cm	ND	ng/dry g	1	5	29-Sep-07	13-Oct-07	27221c-31041
PCB195	NA	EPA 8270Cm	ND	ng/dry g	1	5	29-Sep-07	13-Oct-07	27221c-31041
PCB200	NA	EPA 8270Cm	ND	ng/dry g	1	5	29-Sep-07	13-Oct-07	27221c-31041
PCB201	NA	EPA 8270Cm	ND	ng/dry g	1	5	29-Sep-07	13-Oct-07	27221c-31041
PCB206	NA	EPA 8270Cm	ND	ng/dry g	1	5	29-Sep-07	13-Oct-07	27221c-31041
PCB209	NA	EPA 8270Cm	ND	ng/dry g	1	5	29-Sep-07	13-Oct-07	27221c-31041
Total Detectable PCBs	NA	EPA 8270Cm	14.6	ng/dry g			29-Sep-07	13-Oct-07	27221c-31041

MDL= Method Detection Limit (CFR 40 Part 136); RL= Reporting Limit; J= Estimated Value below the RL and above the MDL; ND= Not Detected; NA= Not Applicable; MI = Matrix Interference

California ELAP Certificate # 2261
57252 R1

CRG Marine Laboratories, Inc.

2020 Del Amo Blvd., Suite 200, Torrance, CA 90501-1206 (310) 533-5190 FAX (310) 533-5003 crglabs@sbcglobal.net

PCB Congeners

Client: *Weston Solutions*

CRG Project ID: *27221c*

CRG ID#: 57253

Sample: MC-2

Date Sampled: 17-Sep-07 15:50

Replicate #: R1

Description: LADPW MDR

Date Received: 19-Sep-07

DILUTION FACTOR: 1

Matrix: Sediment

CONSTITUENT	FRACTION	METHOD	RESULT	UNITS	MDL	RL	DATE PROCESSED	DATE ANALYZED	BATCH ID
PCB008	NA	EPA 8270Cm	ND	ng/dry g	1	5	29-Sep-07	13-Oct-07	27221c-31041
PCB018	NA	EPA 8270Cm	ND	ng/dry g	1	5	29-Sep-07	13-Oct-07	27221c-31041
PCB028	NA	EPA 8270Cm	ND	ng/dry g	1	5	29-Sep-07	13-Oct-07	27221c-31041
PCB031	NA	EPA 8270Cm	ND	ng/dry g	1	5	29-Sep-07	13-Oct-07	27221c-31041
PCB033	NA	EPA 8270Cm	ND	ng/dry g	1	5	29-Sep-07	13-Oct-07	27221c-31041
PCB037	NA	EPA 8270Cm	ND	ng/dry g	1	5	29-Sep-07	13-Oct-07	27221c-31041
PCB044	NA	EPA 8270Cm	ND	ng/dry g	1	5	29-Sep-07	13-Oct-07	27221c-31041
PCB049	NA	EPA 8270Cm	ND	ng/dry g	1	5	29-Sep-07	13-Oct-07	27221c-31041
PCB052	NA	EPA 8270Cm	ND	ng/dry g	1	5	29-Sep-07	13-Oct-07	27221c-31041
PCB066	NA	EPA 8270Cm	J 3.4	ng/dry g	1	5	29-Sep-07	13-Oct-07	27221c-31041
PCB070	NA	EPA 8270Cm	ND	ng/dry g	1	5	29-Sep-07	13-Oct-07	27221c-31041
PCB074	NA	EPA 8270Cm	ND	ng/dry g	1	5	29-Sep-07	13-Oct-07	27221c-31041
PCB077	NA	EPA 8270Cm	ND	ng/dry g	1	5	29-Sep-07	13-Oct-07	27221c-31041
PCB081	NA	EPA 8270Cm	ND	ng/dry g	1	5	29-Sep-07	13-Oct-07	27221c-31041
PCB087	NA	EPA 8270Cm	ND	ng/dry g	1	5	29-Sep-07	13-Oct-07	27221c-31041
PCB095	NA	EPA 8270Cm	J 3.4	ng/dry g	1	5	29-Sep-07	13-Oct-07	27221c-31041
PCB097	NA	EPA 8270Cm	ND	ng/dry g	1	5	29-Sep-07	13-Oct-07	27221c-31041
PCB099	NA	EPA 8270Cm	J 1.8	ng/dry g	1	5	29-Sep-07	13-Oct-07	27221c-31041
PCB101	NA	EPA 8270Cm	J 4.5	ng/dry g	1	5	29-Sep-07	13-Oct-07	27221c-31041
PCB105	NA	EPA 8270Cm	ND	ng/dry g	1	5	29-Sep-07	13-Oct-07	27221c-31041
PCB110	NA	EPA 8270Cm	J 4.1	ng/dry g	1	5	29-Sep-07	13-Oct-07	27221c-31041
PCB114	NA	EPA 8270Cm	ND	ng/dry g	1	5	29-Sep-07	13-Oct-07	27221c-31041
PCB118	NA	EPA 8270Cm	J 4.2	ng/dry g	1	5	29-Sep-07	13-Oct-07	27221c-31041
PCB119	NA	EPA 8270Cm	ND	ng/dry g	1	5	29-Sep-07	13-Oct-07	27221c-31041
PCB123	NA	EPA 8270Cm	ND	ng/dry g	1	5	29-Sep-07	13-Oct-07	27221c-31041
PCB126	NA	EPA 8270Cm	J 1.2	ng/dry g	1	5	29-Sep-07	13-Oct-07	27221c-31041

MDL= Method Detection Limit (CFR 40 Part 136); RL= Reporting Limit; J= Estimated Value below the RL and above the MDL; ND= Not Detected; NA= Not Applicable; MI = Matrix Interference

California ELAP Certificate # 2261

57253

R1

CRG Marine Laboratories, Inc.

2020 Del Amo Blvd., Suite 200, Torrance, CA 90501-1206 (310) 533-5190 FAX (310) 533-5003 crglabs@sbcglobal.net

PCB Congeners

Client: *Weston Solutions*

CRG Project ID: *27221c*

CRG ID#: 57253

Sample: MC-2

Date Sampled: 17-Sep-07 15:50

Replicate #: R1

Description: LADPW MDR

Date Received: 19-Sep-07

DILUTION FACTOR: 1

Matrix: Sediment

CONSTITUENT	FRACTION	METHOD	RESULT	UNITS	MDL	RL	DATE PROCESSED	DATE ANALYZED	BATCH ID
PCB128	NA	EPA 8270Cm	ND	ng/dry g	1	5	29-Sep-07	13-Oct-07	27221c-31041
PCB138	NA	EPA 8270Cm	J 3.1	ng/dry g	1	5	29-Sep-07	13-Oct-07	27221c-31041
PCB141	NA	EPA 8270Cm	ND	ng/dry g	1	5	29-Sep-07	13-Oct-07	27221c-31041
PCB149	NA	EPA 8270Cm	J 4.8	ng/dry g	1	5	29-Sep-07	13-Oct-07	27221c-31041
PCB151	NA	EPA 8270Cm	ND	ng/dry g	1	5	29-Sep-07	13-Oct-07	27221c-31041
PCB153	NA	EPA 8270Cm	J 3.5	ng/dry g	1	5	29-Sep-07	13-Oct-07	27221c-31041
PCB156	NA	EPA 8270Cm	ND	ng/dry g	1	5	29-Sep-07	13-Oct-07	27221c-31041
PCB157	NA	EPA 8270Cm	ND	ng/dry g	1	5	29-Sep-07	13-Oct-07	27221c-31041
PCB158	NA	EPA 8270Cm	ND	ng/dry g	1	5	29-Sep-07	13-Oct-07	27221c-31041
PCB167	NA	EPA 8270Cm	ND	ng/dry g	1	5	29-Sep-07	13-Oct-07	27221c-31041
PCB168+132	NA	EPA 8270Cm	J 1.2	ng/dry g	1	5	29-Sep-07	13-Oct-07	27221c-31041
PCB169	NA	EPA 8270Cm	7.7	ng/dry g	1	5	29-Sep-07	13-Oct-07	27221c-31041
PCB170	NA	EPA 8270Cm	ND	ng/dry g	1	5	29-Sep-07	13-Oct-07	27221c-31041
PCB177	NA	EPA 8270Cm	ND	ng/dry g	1	5	29-Sep-07	13-Oct-07	27221c-31041
PCB180	NA	EPA 8270Cm	J 2.2	ng/dry g	1	5	29-Sep-07	13-Oct-07	27221c-31041
PCB183	NA	EPA 8270Cm	ND	ng/dry g	1	5	29-Sep-07	13-Oct-07	27221c-31041
PCB187	NA	EPA 8270Cm	J 1.5	ng/dry g	1	5	29-Sep-07	13-Oct-07	27221c-31041
PCB189	NA	EPA 8270Cm	ND	ng/dry g	1	5	29-Sep-07	13-Oct-07	27221c-31041
PCB194	NA	EPA 8270Cm	ND	ng/dry g	1	5	29-Sep-07	13-Oct-07	27221c-31041
PCB195	NA	EPA 8270Cm	ND	ng/dry g	1	5	29-Sep-07	13-Oct-07	27221c-31041
PCB200	NA	EPA 8270Cm	ND	ng/dry g	1	5	29-Sep-07	13-Oct-07	27221c-31041
PCB201	NA	EPA 8270Cm	ND	ng/dry g	1	5	29-Sep-07	13-Oct-07	27221c-31041
PCB206	NA	EPA 8270Cm	ND	ng/dry g	1	5	29-Sep-07	13-Oct-07	27221c-31041
PCB209	NA	EPA 8270Cm	ND	ng/dry g	1	5	29-Sep-07	13-Oct-07	27221c-31041
Total Detectable PCBs	NA	EPA 8270Cm	46.6	ng/dry g			29-Sep-07	13-Oct-07	27221c-31041

MDL= Method Detection Limit (CFR 40 Part 136); RL= Reporting Limit; J= Estimated Value below the RL and above the MDL; ND= Not Detected; NA= Not Applicable; MI = Matrix Interference

California ELAP Certificate # 2261
57253 R1

CRG Marine Laboratories, Inc.

2020 Del Amo Blvd., Suite 200, Torrance, CA 90501-1206 (310) 533-5190 FAX (310) 533-5003 crglabs@sbcglobal.net

PCB Congeners

Client: *Weston Solutions*

CRG Project ID: *27221c*

CRG ID#: 57254

Sample: MC-1

Date Sampled: 17-Sep-07 16:40

Replicate #: R1

Description: LADPW MDR

Date Received: 19-Sep-07

DILUTION FACTOR: 1

Matrix: Sediment

CONSTITUENT	FRACTION	METHOD	RESULT	UNITS	MDL	RL	DATE PROCESSED	DATE ANALYZED	BATCH ID
PCB008	NA	EPA 8270Cm	ND	ng/dry g	1	5	29-Sep-07	13-Oct-07	27221c-31041
PCB018	NA	EPA 8270Cm	ND	ng/dry g	1	5	29-Sep-07	13-Oct-07	27221c-31041
PCB028	NA	EPA 8270Cm	ND	ng/dry g	1	5	29-Sep-07	13-Oct-07	27221c-31041
PCB031	NA	EPA 8270Cm	ND	ng/dry g	1	5	29-Sep-07	13-Oct-07	27221c-31041
PCB033	NA	EPA 8270Cm	ND	ng/dry g	1	5	29-Sep-07	13-Oct-07	27221c-31041
PCB037	NA	EPA 8270Cm	ND	ng/dry g	1	5	29-Sep-07	13-Oct-07	27221c-31041
PCB044	NA	EPA 8270Cm	ND	ng/dry g	1	5	29-Sep-07	13-Oct-07	27221c-31041
PCB049	NA	EPA 8270Cm	ND	ng/dry g	1	5	29-Sep-07	13-Oct-07	27221c-31041
PCB052	NA	EPA 8270Cm	ND	ng/dry g	1	5	29-Sep-07	13-Oct-07	27221c-31041
PCB066	NA	EPA 8270Cm	J 1	ng/dry g	1	5	29-Sep-07	13-Oct-07	27221c-31041
PCB070	NA	EPA 8270Cm	J 2	ng/dry g	1	5	29-Sep-07	13-Oct-07	27221c-31041
PCB074	NA	EPA 8270Cm	ND	ng/dry g	1	5	29-Sep-07	13-Oct-07	27221c-31041
PCB077	NA	EPA 8270Cm	ND	ng/dry g	1	5	29-Sep-07	13-Oct-07	27221c-31041
PCB081	NA	EPA 8270Cm	ND	ng/dry g	1	5	29-Sep-07	13-Oct-07	27221c-31041
PCB087	NA	EPA 8270Cm	ND	ng/dry g	1	5	29-Sep-07	13-Oct-07	27221c-31041
PCB095	NA	EPA 8270Cm	J 2	ng/dry g	1	5	29-Sep-07	13-Oct-07	27221c-31041
PCB097	NA	EPA 8270Cm	ND	ng/dry g	1	5	29-Sep-07	13-Oct-07	27221c-31041
PCB099	NA	EPA 8270Cm	J 1.5	ng/dry g	1	5	29-Sep-07	13-Oct-07	27221c-31041
PCB101	NA	EPA 8270Cm	J 2.1	ng/dry g	1	5	29-Sep-07	13-Oct-07	27221c-31041
PCB105	NA	EPA 8270Cm	J 2.1	ng/dry g	1	5	29-Sep-07	13-Oct-07	27221c-31041
PCB110	NA	EPA 8270Cm	J 2.6	ng/dry g	1	5	29-Sep-07	13-Oct-07	27221c-31041
PCB114	NA	EPA 8270Cm	ND	ng/dry g	1	5	29-Sep-07	13-Oct-07	27221c-31041
PCB118	NA	EPA 8270Cm	J 1.6	ng/dry g	1	5	29-Sep-07	13-Oct-07	27221c-31041
PCB119	NA	EPA 8270Cm	64	ng/dry g	1	5	29-Sep-07	13-Oct-07	27221c-31041
PCB123	NA	EPA 8270Cm	J 1.5	ng/dry g	1	5	29-Sep-07	13-Oct-07	27221c-31041
PCB126	NA	EPA 8270Cm	J 1	ng/dry g	1	5	29-Sep-07	13-Oct-07	27221c-31041

MDL= Method Detection Limit (CFR 40 Part 136); RL= Reporting Limit; J= Estimated Value below the RL and above the MDL; ND= Not Detected; NA= Not Applicable; MI = Matrix Interference

California ELAP Certificate # 2261
57254 R1

CRG Marine Laboratories, Inc.

2020 Del Amo Blvd., Suite 200, Torrance, CA 90501-1206 (310) 533-5190 FAX (310) 533-5003 crglabs@sbcglobal.net

PCB Congeners

Client: *Weston Solutions*

CRG Project ID: *27221c*

CRG ID#: 57254

Sample: MC-1

Date Sampled: 17-Sep-07 16:40

Replicate #: R1

Description: LADPW MDR

Date Received: 19-Sep-07

DILUTION FACTOR: 1

Matrix: Sediment

CONSTITUENT	FRACTION	METHOD	RESULT	UNITS	MDL	RL	DATE PROCESSED	DATE ANALYZED	BATCH ID
PCB128	NA	EPA 8270Cm	J 1.8	ng/dry g	1	5	29-Sep-07	13-Oct-07	27221c-31041
PCB138	NA	EPA 8270Cm	J 4.9	ng/dry g	1	5	29-Sep-07	13-Oct-07	27221c-31041
PCB141	NA	EPA 8270Cm	ND	ng/dry g	1	5	29-Sep-07	13-Oct-07	27221c-31041
PCB149	NA	EPA 8270Cm	J 2.3	ng/dry g	1	5	29-Sep-07	13-Oct-07	27221c-31041
PCB151	NA	EPA 8270Cm	ND	ng/dry g	1	5	29-Sep-07	13-Oct-07	27221c-31041
PCB153	NA	EPA 8270Cm	ND	ng/dry g	1	5	29-Sep-07	13-Oct-07	27221c-31041
PCB156	NA	EPA 8270Cm	J 2.2	ng/dry g	1	5	29-Sep-07	13-Oct-07	27221c-31041
PCB157	NA	EPA 8270Cm	J 1.1	ng/dry g	1	5	29-Sep-07	13-Oct-07	27221c-31041
PCB158	NA	EPA 8270Cm	ND	ng/dry g	1	5	29-Sep-07	13-Oct-07	27221c-31041
PCB167	NA	EPA 8270Cm	J 1.3	ng/dry g	1	5	29-Sep-07	13-Oct-07	27221c-31041
PCB168+132	NA	EPA 8270Cm	J 3.8	ng/dry g	1	5	29-Sep-07	13-Oct-07	27221c-31041
PCB169	NA	EPA 8270Cm	7.3	ng/dry g	1	5	29-Sep-07	13-Oct-07	27221c-31041
PCB170	NA	EPA 8270Cm	ND	ng/dry g	1	5	29-Sep-07	13-Oct-07	27221c-31041
PCB177	NA	EPA 8270Cm	ND	ng/dry g	1	5	29-Sep-07	13-Oct-07	27221c-31041
PCB180	NA	EPA 8270Cm	ND	ng/dry g	1	5	29-Sep-07	13-Oct-07	27221c-31041
PCB183	NA	EPA 8270Cm	J 1.4	ng/dry g	1	5	29-Sep-07	13-Oct-07	27221c-31041
PCB187	NA	EPA 8270Cm	J 1	ng/dry g	1	5	29-Sep-07	13-Oct-07	27221c-31041
PCB189	NA	EPA 8270Cm	J 2.4	ng/dry g	1	5	29-Sep-07	13-Oct-07	27221c-31041
PCB194	NA	EPA 8270Cm	J 1.8	ng/dry g	1	5	29-Sep-07	13-Oct-07	27221c-31041
PCB195	NA	EPA 8270Cm	J 2.9	ng/dry g	1	5	29-Sep-07	13-Oct-07	27221c-31041
PCB200	NA	EPA 8270Cm	ND	ng/dry g	1	5	29-Sep-07	13-Oct-07	27221c-31041
PCB201	NA	EPA 8270Cm	ND	ng/dry g	1	5	29-Sep-07	13-Oct-07	27221c-31041
PCB206	NA	EPA 8270Cm	J 1.3	ng/dry g	1	5	29-Sep-07	13-Oct-07	27221c-31041
PCB209	NA	EPA 8270Cm	J 1.1	ng/dry g	1	5	29-Sep-07	13-Oct-07	27221c-31041
Total Detectable PCBs	NA	EPA 8270Cm	189.9	ng/dry g			29-Sep-07	13-Oct-07	27221c-31041

MDL= Method Detection Limit (CFR 40 Part 136); RL= Reporting Limit; J= Estimated Value below the RL and above the MDL; ND= Not Detected; NA= Not Applicable; MI = Matrix Interference

California ELAP Certificate # 2261
57254 R1

CRG Marine Laboratories, Inc.

2020 Del Amo Blvd., Suite 200, Torrance, CA 90501-1206 (310) 533-5190 FAX (310) 533-5003 crglabs@sbcglobal.net

PCB Congeners

Client: *Weston Solutions*

CRG Project ID: *27221c*

CRG ID#: 57255

Sample: F-1

Date Sampled: 17-Sep-07 17:20

Replicate #: R1

Description: LADPW MDR

Date Received: 19-Sep-07

DILUTION FACTOR: 1

Matrix: Sediment

CONSTITUENT	FRACTION	METHOD	RESULT	UNITS	MDL	RL	DATE PROCESSED	DATE ANALYZED	BATCH ID
PCB008	NA	EPA 8270Cm	ND	ng/dry g	1	5	29-Sep-07	13-Oct-07	27221c-31041
PCB018	NA	EPA 8270Cm	ND	ng/dry g	1	5	29-Sep-07	13-Oct-07	27221c-31041
PCB028	NA	EPA 8270Cm	ND	ng/dry g	1	5	29-Sep-07	13-Oct-07	27221c-31041
PCB031	NA	EPA 8270Cm	ND	ng/dry g	1	5	29-Sep-07	13-Oct-07	27221c-31041
PCB033	NA	EPA 8270Cm	ND	ng/dry g	1	5	29-Sep-07	13-Oct-07	27221c-31041
PCB037	NA	EPA 8270Cm	ND	ng/dry g	1	5	29-Sep-07	13-Oct-07	27221c-31041
PCB044	NA	EPA 8270Cm	ND	ng/dry g	1	5	29-Sep-07	13-Oct-07	27221c-31041
PCB049	NA	EPA 8270Cm	ND	ng/dry g	1	5	29-Sep-07	13-Oct-07	27221c-31041
PCB052	NA	EPA 8270Cm	ND	ng/dry g	1	5	29-Sep-07	13-Oct-07	27221c-31041
PCB066	NA	EPA 8270Cm	J 3.4	ng/dry g	1	5	29-Sep-07	13-Oct-07	27221c-31041
PCB070	NA	EPA 8270Cm	J 1.2	ng/dry g	1	5	29-Sep-07	13-Oct-07	27221c-31041
PCB074	NA	EPA 8270Cm	ND	ng/dry g	1	5	29-Sep-07	13-Oct-07	27221c-31041
PCB077	NA	EPA 8270Cm	ND	ng/dry g	1	5	29-Sep-07	13-Oct-07	27221c-31041
PCB081	NA	EPA 8270Cm	ND	ng/dry g	1	5	29-Sep-07	13-Oct-07	27221c-31041
PCB087	NA	EPA 8270Cm	ND	ng/dry g	1	5	29-Sep-07	13-Oct-07	27221c-31041
PCB095	NA	EPA 8270Cm	J 2.3	ng/dry g	1	5	29-Sep-07	13-Oct-07	27221c-31041
PCB097	NA	EPA 8270Cm	ND	ng/dry g	1	5	29-Sep-07	13-Oct-07	27221c-31041
PCB099	NA	EPA 8270Cm	J 3.3	ng/dry g	1	5	29-Sep-07	13-Oct-07	27221c-31041
PCB101	NA	EPA 8270Cm	J 3.9	ng/dry g	1	5	29-Sep-07	13-Oct-07	27221c-31041
PCB105	NA	EPA 8270Cm	ND	ng/dry g	1	5	29-Sep-07	13-Oct-07	27221c-31041
PCB110	NA	EPA 8270Cm	J 3.8	ng/dry g	1	5	29-Sep-07	13-Oct-07	27221c-31041
PCB114	NA	EPA 8270Cm	ND	ng/dry g	1	5	29-Sep-07	13-Oct-07	27221c-31041
PCB118	NA	EPA 8270Cm	J 3.8	ng/dry g	1	5	29-Sep-07	13-Oct-07	27221c-31041
PCB119	NA	EPA 8270Cm	ND	ng/dry g	1	5	29-Sep-07	13-Oct-07	27221c-31041
PCB123	NA	EPA 8270Cm	ND	ng/dry g	1	5	29-Sep-07	13-Oct-07	27221c-31041
PCB126	NA	EPA 8270Cm	ND	ng/dry g	1	5	29-Sep-07	13-Oct-07	27221c-31041

MDL= Method Detection Limit (CFR 40 Part 136); RL= Reporting Limit; J= Estimated Value below the RL and above the MDL; ND= Not Detected; NA= Not Applicable; MI = Matrix Interference

California ELAP Certificate # 2261
57255 R1

CRG Marine Laboratories, Inc.

2020 Del Amo Blvd., Suite 200, Torrance, CA 90501-1206 (310) 533-5190 FAX (310) 533-5003 crglabs@sbcglobal.net

PCB Congeners

Client: *Weston Solutions*

CRG Project ID: *27221c*

CRG ID#: 57255

Sample: F-1

Date Sampled: 17-Sep-07 17:20

Replicate #: R1

Description: LADPW MDR

Date Received: 19-Sep-07

DILUTION FACTOR: 1

Matrix: Sediment

CONSTITUENT	FRACTION	METHOD	RESULT	UNITS	MDL	RL	DATE PROCESSED	DATE ANALYZED	BATCH ID
PCB128	NA	EPA 8270Cm	ND	ng/dry g	1	5	29-Sep-07	13-Oct-07	27221c-31041
PCB138	NA	EPA 8270Cm	7.9	ng/dry g	1	5	29-Sep-07	13-Oct-07	27221c-31041
PCB141	NA	EPA 8270Cm	ND	ng/dry g	1	5	29-Sep-07	13-Oct-07	27221c-31041
PCB149	NA	EPA 8270Cm	J 3.8	ng/dry g	1	5	29-Sep-07	13-Oct-07	27221c-31041
PCB151	NA	EPA 8270Cm	ND	ng/dry g	1	5	29-Sep-07	13-Oct-07	27221c-31041
PCB153	NA	EPA 8270Cm	J 4.9	ng/dry g	1	5	29-Sep-07	13-Oct-07	27221c-31041
PCB156	NA	EPA 8270Cm	J 1.6	ng/dry g	1	5	29-Sep-07	13-Oct-07	27221c-31041
PCB157	NA	EPA 8270Cm	ND	ng/dry g	1	5	29-Sep-07	13-Oct-07	27221c-31041
PCB158	NA	EPA 8270Cm	ND	ng/dry g	1	5	29-Sep-07	13-Oct-07	27221c-31041
PCB167	NA	EPA 8270Cm	ND	ng/dry g	1	5	29-Sep-07	13-Oct-07	27221c-31041
PCB168+132	NA	EPA 8270Cm	J 1.8	ng/dry g	1	5	29-Sep-07	13-Oct-07	27221c-31041
PCB169	NA	EPA 8270Cm	ND	ng/dry g	1	5	29-Sep-07	13-Oct-07	27221c-31041
PCB170	NA	EPA 8270Cm	ND	ng/dry g	1	5	29-Sep-07	13-Oct-07	27221c-31041
PCB177	NA	EPA 8270Cm	J 1.6	ng/dry g	1	5	29-Sep-07	13-Oct-07	27221c-31041
PCB180	NA	EPA 8270Cm	J 3.9	ng/dry g	1	5	29-Sep-07	13-Oct-07	27221c-31041
PCB183	NA	EPA 8270Cm	ND	ng/dry g	1	5	29-Sep-07	13-Oct-07	27221c-31041
PCB187	NA	EPA 8270Cm	ND	ng/dry g	1	5	29-Sep-07	13-Oct-07	27221c-31041
PCB189	NA	EPA 8270Cm	ND	ng/dry g	1	5	29-Sep-07	13-Oct-07	27221c-31041
PCB194	NA	EPA 8270Cm	ND	ng/dry g	1	5	29-Sep-07	13-Oct-07	27221c-31041
PCB195	NA	EPA 8270Cm	ND	ng/dry g	1	5	29-Sep-07	13-Oct-07	27221c-31041
PCB200	NA	EPA 8270Cm	ND	ng/dry g	1	5	29-Sep-07	13-Oct-07	27221c-31041
PCB201	NA	EPA 8270Cm	ND	ng/dry g	1	5	29-Sep-07	13-Oct-07	27221c-31041
PCB206	NA	EPA 8270Cm	ND	ng/dry g	1	5	29-Sep-07	13-Oct-07	27221c-31041
PCB209	NA	EPA 8270Cm	ND	ng/dry g	1	5	29-Sep-07	13-Oct-07	27221c-31041
Total Detectable PCBs	NA	EPA 8270Cm	47.2	ng/dry g			29-Sep-07	13-Oct-07	27221c-31041

MDL= Method Detection Limit (CFR 40 Part 136); RL= Reporting Limit; J= Estimated Value below the RL and above the MDL; ND= Not Detected; NA= Not Applicable; MI = Matrix Interference

California ELAP Certificate # 2261

57255 R1

CRG Marine Laboratories, Inc.

2020 Del Amo Blvd., Suite 200, Torrance, CA 90501-1206 (310) 533-5190 FAX (310) 533-5003 crglabs@sbcglobal.net

PCB Congeners

Client: *Weston Solutions*

CRG Project ID: *27221c*

CRG ID#: 57256

Sample: MC-5

Date Sampled: 18-Sep-07 07:50

Replicate #: R1

Description: LADPW MDR

Date Received: 19-Sep-07

DILUTION FACTOR: 1

Matrix: Sediment

CONSTITUENT	FRACTION	METHOD	RESULT	UNITS	MDL	RL	DATE PROCESSED	DATE ANALYZED	BATCH ID
PCB008	NA	EPA 8270Cm	ND	ng/dry g	1	5	29-Sep-07	13-Oct-07	27221c-31041
PCB018	NA	EPA 8270Cm	ND	ng/dry g	1	5	29-Sep-07	13-Oct-07	27221c-31041
PCB028	NA	EPA 8270Cm	ND	ng/dry g	1	5	29-Sep-07	13-Oct-07	27221c-31041
PCB031	NA	EPA 8270Cm	ND	ng/dry g	1	5	29-Sep-07	13-Oct-07	27221c-31041
PCB033	NA	EPA 8270Cm	ND	ng/dry g	1	5	29-Sep-07	13-Oct-07	27221c-31041
PCB037	NA	EPA 8270Cm	ND	ng/dry g	1	5	29-Sep-07	13-Oct-07	27221c-31041
PCB044	NA	EPA 8270Cm	ND	ng/dry g	1	5	29-Sep-07	13-Oct-07	27221c-31041
PCB049	NA	EPA 8270Cm	ND	ng/dry g	1	5	29-Sep-07	13-Oct-07	27221c-31041
PCB052	NA	EPA 8270Cm	ND	ng/dry g	1	5	29-Sep-07	13-Oct-07	27221c-31041
PCB066	NA	EPA 8270Cm	J 1.9	ng/dry g	1	5	29-Sep-07	13-Oct-07	27221c-31041
PCB070	NA	EPA 8270Cm	ND	ng/dry g	1	5	29-Sep-07	13-Oct-07	27221c-31041
PCB074	NA	EPA 8270Cm	ND	ng/dry g	1	5	29-Sep-07	13-Oct-07	27221c-31041
PCB077	NA	EPA 8270Cm	ND	ng/dry g	1	5	29-Sep-07	13-Oct-07	27221c-31041
PCB081	NA	EPA 8270Cm	ND	ng/dry g	1	5	29-Sep-07	13-Oct-07	27221c-31041
PCB087	NA	EPA 8270Cm	ND	ng/dry g	1	5	29-Sep-07	13-Oct-07	27221c-31041
PCB095	NA	EPA 8270Cm	J 2	ng/dry g	1	5	29-Sep-07	13-Oct-07	27221c-31041
PCB097	NA	EPA 8270Cm	ND	ng/dry g	1	5	29-Sep-07	13-Oct-07	27221c-31041
PCB099	NA	EPA 8270Cm	J 3.6	ng/dry g	1	5	29-Sep-07	13-Oct-07	27221c-31041
PCB101	NA	EPA 8270Cm	5.1	ng/dry g	1	5	29-Sep-07	13-Oct-07	27221c-31041
PCB105	NA	EPA 8270Cm	ND	ng/dry g	1	5	29-Sep-07	13-Oct-07	27221c-31041
PCB110	NA	EPA 8270Cm	J 4.8	ng/dry g	1	5	29-Sep-07	13-Oct-07	27221c-31041
PCB114	NA	EPA 8270Cm	ND	ng/dry g	1	5	29-Sep-07	13-Oct-07	27221c-31041
PCB118	NA	EPA 8270Cm	J 4.6	ng/dry g	1	5	29-Sep-07	13-Oct-07	27221c-31041
PCB119	NA	EPA 8270Cm	ND	ng/dry g	1	5	29-Sep-07	13-Oct-07	27221c-31041
PCB123	NA	EPA 8270Cm	ND	ng/dry g	1	5	29-Sep-07	13-Oct-07	27221c-31041
PCB126	NA	EPA 8270Cm	ND	ng/dry g	1	5	29-Sep-07	13-Oct-07	27221c-31041

MDL= Method Detection Limit (CFR 40 Part 136); RL= Reporting Limit; J= Estimated Value below the RL and above the MDL; ND= Not Detected; NA= Not Applicable; MI = Matrix Interference

California ELAP Certificate # 2261

57256

R1

CRG Marine Laboratories, Inc.

2020 Del Amo Blvd., Suite 200, Torrance, CA 90501-1206 (310) 533-5190 FAX (310) 533-5003 crglabs@sbcglobal.net

PCB Congeners

Client: *Weston Solutions*

CRG Project ID: *27221c*

CRG ID#: 57256

Sample: MC-5

Date Sampled: 18-Sep-07 07:50

Replicate #: R1

Description: LADPW MDR

Date Received: 19-Sep-07

DILUTION FACTOR: 1

Matrix: Sediment

CONSTITUENT	FRACTION	METHOD	RESULT	UNITS	MDL	RL	DATE PROCESSED	DATE ANALYZED	BATCH ID
PCB128	NA	EPA 8270Cm	ND	ng/dry g	1	5	29-Sep-07	13-Oct-07	27221c-31041
PCB138	NA	EPA 8270Cm	6.3	ng/dry g	1	5	29-Sep-07	13-Oct-07	27221c-31041
PCB141	NA	EPA 8270Cm	ND	ng/dry g	1	5	29-Sep-07	13-Oct-07	27221c-31041
PCB149	NA	EPA 8270Cm	J 3.9	ng/dry g	1	5	29-Sep-07	13-Oct-07	27221c-31041
PCB151	NA	EPA 8270Cm	ND	ng/dry g	1	5	29-Sep-07	13-Oct-07	27221c-31041
PCB153	NA	EPA 8270Cm	J 4.7	ng/dry g	1	5	29-Sep-07	13-Oct-07	27221c-31041
PCB156	NA	EPA 8270Cm	ND	ng/dry g	1	5	29-Sep-07	13-Oct-07	27221c-31041
PCB157	NA	EPA 8270Cm	ND	ng/dry g	1	5	29-Sep-07	13-Oct-07	27221c-31041
PCB158	NA	EPA 8270Cm	ND	ng/dry g	1	5	29-Sep-07	13-Oct-07	27221c-31041
PCB167	NA	EPA 8270Cm	ND	ng/dry g	1	5	29-Sep-07	13-Oct-07	27221c-31041
PCB168+132	NA	EPA 8270Cm	ND	ng/dry g	1	5	29-Sep-07	13-Oct-07	27221c-31041
PCB169	NA	EPA 8270Cm	ND	ng/dry g	1	5	29-Sep-07	13-Oct-07	27221c-31041
PCB170	NA	EPA 8270Cm	ND	ng/dry g	1	5	29-Sep-07	13-Oct-07	27221c-31041
PCB177	NA	EPA 8270Cm	ND	ng/dry g	1	5	29-Sep-07	13-Oct-07	27221c-31041
PCB180	NA	EPA 8270Cm	9.4	ng/dry g	1	5	29-Sep-07	13-Oct-07	27221c-31041
PCB183	NA	EPA 8270Cm	J 1.5	ng/dry g	1	5	29-Sep-07	13-Oct-07	27221c-31041
PCB187	NA	EPA 8270Cm	J 2.6	ng/dry g	1	5	29-Sep-07	13-Oct-07	27221c-31041
PCB189	NA	EPA 8270Cm	ND	ng/dry g	1	5	29-Sep-07	13-Oct-07	27221c-31041
PCB194	NA	EPA 8270Cm	ND	ng/dry g	1	5	29-Sep-07	13-Oct-07	27221c-31041
PCB195	NA	EPA 8270Cm	ND	ng/dry g	1	5	29-Sep-07	13-Oct-07	27221c-31041
PCB200	NA	EPA 8270Cm	ND	ng/dry g	1	5	29-Sep-07	13-Oct-07	27221c-31041
PCB201	NA	EPA 8270Cm	ND	ng/dry g	1	5	29-Sep-07	13-Oct-07	27221c-31041
PCB206	NA	EPA 8270Cm	ND	ng/dry g	1	5	29-Sep-07	13-Oct-07	27221c-31041
PCB209	NA	EPA 8270Cm	ND	ng/dry g	1	5	29-Sep-07	13-Oct-07	27221c-31041
Total Detectable PCBs	NA	EPA 8270Cm	50.4	ng/dry g			29-Sep-07	13-Oct-07	27221c-31041

MDL= Method Detection Limit (CFR 40 Part 136); RL= Reporting Limit; J= Estimated Value below the RL and above the MDL; ND= Not Detected; NA= Not Applicable; MI = Matrix Interference

California ELAP Certificate # 2261
57256 R1

CRG Marine Laboratories, Inc.

2020 Del Amo Blvd., Suite 200, Torrance, CA 90501-1206 (310) 533-5190 FAX (310) 533-5003 crglabs@sbcglobal.net

PCB Congeners

Client: *Weston Solutions*

CRG Project ID: *27221c*

CRG ID#: 57257

Sample: MC-3

Date Sampled: 18-Sep-07 09:00

Replicate #: R1

Description: LADPW MDR

Date Received: 19-Sep-07

DILUTION FACTOR: 1

Matrix: Sediment

CONSTITUENT	FRACTION	METHOD	RESULT	UNITS	MDL	RL	DATE PROCESSED	DATE ANALYZED	BATCH ID
PCB008	NA	EPA 8270Cm	ND	ng/dry g	1	5	29-Sep-07	13-Oct-07	27221c-31041
PCB018	NA	EPA 8270Cm	ND	ng/dry g	1	5	29-Sep-07	13-Oct-07	27221c-31041
PCB028	NA	EPA 8270Cm	ND	ng/dry g	1	5	29-Sep-07	13-Oct-07	27221c-31041
PCB031	NA	EPA 8270Cm	ND	ng/dry g	1	5	29-Sep-07	13-Oct-07	27221c-31041
PCB033	NA	EPA 8270Cm	ND	ng/dry g	1	5	29-Sep-07	13-Oct-07	27221c-31041
PCB037	NA	EPA 8270Cm	ND	ng/dry g	1	5	29-Sep-07	13-Oct-07	27221c-31041
PCB044	NA	EPA 8270Cm	ND	ng/dry g	1	5	29-Sep-07	13-Oct-07	27221c-31041
PCB049	NA	EPA 8270Cm	ND	ng/dry g	1	5	29-Sep-07	13-Oct-07	27221c-31041
PCB052	NA	EPA 8270Cm	ND	ng/dry g	1	5	29-Sep-07	13-Oct-07	27221c-31041
PCB066	NA	EPA 8270Cm	J 1.4	ng/dry g	1	5	29-Sep-07	13-Oct-07	27221c-31041
PCB070	NA	EPA 8270Cm	ND	ng/dry g	1	5	29-Sep-07	13-Oct-07	27221c-31041
PCB074	NA	EPA 8270Cm	J 1.4	ng/dry g	1	5	29-Sep-07	13-Oct-07	27221c-31041
PCB077	NA	EPA 8270Cm	ND	ng/dry g	1	5	29-Sep-07	13-Oct-07	27221c-31041
PCB081	NA	EPA 8270Cm	ND	ng/dry g	1	5	29-Sep-07	13-Oct-07	27221c-31041
PCB087	NA	EPA 8270Cm	ND	ng/dry g	1	5	29-Sep-07	13-Oct-07	27221c-31041
PCB095	NA	EPA 8270Cm	J 2	ng/dry g	1	5	29-Sep-07	13-Oct-07	27221c-31041
PCB097	NA	EPA 8270Cm	ND	ng/dry g	1	5	29-Sep-07	13-Oct-07	27221c-31041
PCB099	NA	EPA 8270Cm	J 2.9	ng/dry g	1	5	29-Sep-07	13-Oct-07	27221c-31041
PCB101	NA	EPA 8270Cm	J 1.5	ng/dry g	1	5	29-Sep-07	13-Oct-07	27221c-31041
PCB105	NA	EPA 8270Cm	ND	ng/dry g	1	5	29-Sep-07	13-Oct-07	27221c-31041
PCB110	NA	EPA 8270Cm	J 3.6	ng/dry g	1	5	29-Sep-07	13-Oct-07	27221c-31041
PCB114	NA	EPA 8270Cm	ND	ng/dry g	1	5	29-Sep-07	13-Oct-07	27221c-31041
PCB118	NA	EPA 8270Cm	J 3.8	ng/dry g	1	5	29-Sep-07	13-Oct-07	27221c-31041
PCB119	NA	EPA 8270Cm	ND	ng/dry g	1	5	29-Sep-07	13-Oct-07	27221c-31041
PCB123	NA	EPA 8270Cm	ND	ng/dry g	1	5	29-Sep-07	13-Oct-07	27221c-31041
PCB126	NA	EPA 8270Cm	ND	ng/dry g	1	5	29-Sep-07	13-Oct-07	27221c-31041

MDL= Method Detection Limit (CFR 40 Part 136); RL= Reporting Limit; J= Estimated Value below the RL and above the MDL; ND= Not Detected; NA= Not Applicable; MI = Matrix Interference

California ELAP Certificate # 2261

57257

R1

CRG Marine Laboratories, Inc.

2020 Del Amo Blvd., Suite 200, Torrance, CA 90501-1206 (310) 533-5190 FAX (310) 533-5003 crglabs@sbcglobal.net

PCB Congeners

Client: *Weston Solutions*

CRG Project ID: *27221c*

CRG ID#: 57257

Sample: MC-3

Date Sampled: 18-Sep-07 09:00

Replicate #: R1

Description: LADPW MDR

Date Received: 19-Sep-07

DILUTION FACTOR: 1

Matrix: Sediment

CONSTITUENT	FRACTION	METHOD	RESULT	UNITS	MDL	RL	DATE PROCESSED	DATE ANALYZED	BATCH ID
PCB128	NA	EPA 8270Cm	ND	ng/dry g	1	5	29-Sep-07	13-Oct-07	27221c-31041
PCB138	NA	EPA 8270Cm	J 4.2	ng/dry g	1	5	29-Sep-07	13-Oct-07	27221c-31041
PCB141	NA	EPA 8270Cm	ND	ng/dry g	1	5	29-Sep-07	13-Oct-07	27221c-31041
PCB149	NA	EPA 8270Cm	J 3.6	ng/dry g	1	5	29-Sep-07	13-Oct-07	27221c-31041
PCB151	NA	EPA 8270Cm	J 1	ng/dry g	1	5	29-Sep-07	13-Oct-07	27221c-31041
PCB153	NA	EPA 8270Cm	J 4.4	ng/dry g	1	5	29-Sep-07	13-Oct-07	27221c-31041
PCB156	NA	EPA 8270Cm	ND	ng/dry g	1	5	29-Sep-07	13-Oct-07	27221c-31041
PCB157	NA	EPA 8270Cm	ND	ng/dry g	1	5	29-Sep-07	13-Oct-07	27221c-31041
PCB158	NA	EPA 8270Cm	ND	ng/dry g	1	5	29-Sep-07	13-Oct-07	27221c-31041
PCB167	NA	EPA 8270Cm	ND	ng/dry g	1	5	29-Sep-07	13-Oct-07	27221c-31041
PCB168+132	NA	EPA 8270Cm	ND	ng/dry g	1	5	29-Sep-07	13-Oct-07	27221c-31041
PCB169	NA	EPA 8270Cm	ND	ng/dry g	1	5	29-Sep-07	13-Oct-07	27221c-31041
PCB170	NA	EPA 8270Cm	ND	ng/dry g	1	5	29-Sep-07	13-Oct-07	27221c-31041
PCB177	NA	EPA 8270Cm	ND	ng/dry g	1	5	29-Sep-07	13-Oct-07	27221c-31041
PCB180	NA	EPA 8270Cm	J 4.5	ng/dry g	1	5	29-Sep-07	13-Oct-07	27221c-31041
PCB183	NA	EPA 8270Cm	ND	ng/dry g	1	5	29-Sep-07	13-Oct-07	27221c-31041
PCB187	NA	EPA 8270Cm	J 1.3	ng/dry g	1	5	29-Sep-07	13-Oct-07	27221c-31041
PCB189	NA	EPA 8270Cm	ND	ng/dry g	1	5	29-Sep-07	13-Oct-07	27221c-31041
PCB194	NA	EPA 8270Cm	ND	ng/dry g	1	5	29-Sep-07	13-Oct-07	27221c-31041
PCB195	NA	EPA 8270Cm	ND	ng/dry g	1	5	29-Sep-07	13-Oct-07	27221c-31041
PCB200	NA	EPA 8270Cm	ND	ng/dry g	1	5	29-Sep-07	13-Oct-07	27221c-31041
PCB201	NA	EPA 8270Cm	ND	ng/dry g	1	5	29-Sep-07	13-Oct-07	27221c-31041
PCB206	NA	EPA 8270Cm	ND	ng/dry g	1	5	29-Sep-07	13-Oct-07	27221c-31041
PCB209	NA	EPA 8270Cm	ND	ng/dry g	1	5	29-Sep-07	13-Oct-07	27221c-31041
Total Detectable PCBs	NA	EPA 8270Cm	35.6	ng/dry g			29-Sep-07	13-Oct-07	27221c-31041

MDL= Method Detection Limit (CFR 40 Part 136); RL= Reporting Limit; J= Estimated Value below the RL and above the MDL; ND= Not Detected; NA= Not Applicable; MI = Matrix Interference

California ELAP Certificate # 2261
57257 R1

CRG Marine Laboratories, Inc.

2020 Del Amo Blvd., Suite 200, Torrance, CA 90501-1206 (310) 533-5190 FAX (310) 533-5003 crglabs@sbcglobal.net

PCB Congeners

Client: *Weston Solutions*

CRG Project ID: *27221c*

CRG ID#: 57258

Sample: E-1

Date Sampled: 18-Sep-07 09:45

Replicate #: R1

Description: LADPW MDR

Date Received: 19-Sep-07

DILUTION FACTOR: 1

Matrix: Sediment

CONSTITUENT	FRACTION	METHOD	RESULT	UNITS	MDL	RL	DATE PROCESSED	DATE ANALYZED	BATCH ID
PCB008	NA	EPA 8270Cm	ND	ng/dry g	1	5	29-Sep-07	13-Oct-07	27221c-31041
PCB018	NA	EPA 8270Cm	ND	ng/dry g	1	5	29-Sep-07	13-Oct-07	27221c-31041
PCB028	NA	EPA 8270Cm	ND	ng/dry g	1	5	29-Sep-07	13-Oct-07	27221c-31041
PCB031	NA	EPA 8270Cm	ND	ng/dry g	1	5	29-Sep-07	13-Oct-07	27221c-31041
PCB033	NA	EPA 8270Cm	ND	ng/dry g	1	5	29-Sep-07	13-Oct-07	27221c-31041
PCB037	NA	EPA 8270Cm	ND	ng/dry g	1	5	29-Sep-07	13-Oct-07	27221c-31041
PCB044	NA	EPA 8270Cm	ND	ng/dry g	1	5	29-Sep-07	13-Oct-07	27221c-31041
PCB049	NA	EPA 8270Cm	J 2.1	ng/dry g	1	5	29-Sep-07	13-Oct-07	27221c-31041
PCB052	NA	EPA 8270Cm	ND	ng/dry g	1	5	29-Sep-07	13-Oct-07	27221c-31041
PCB066	NA	EPA 8270Cm	ND	ng/dry g	1	5	29-Sep-07	13-Oct-07	27221c-31041
PCB070	NA	EPA 8270Cm	J 2.1	ng/dry g	1	5	29-Sep-07	13-Oct-07	27221c-31041
PCB074	NA	EPA 8270Cm	ND	ng/dry g	1	5	29-Sep-07	13-Oct-07	27221c-31041
PCB077	NA	EPA 8270Cm	J 1	ng/dry g	1	5	29-Sep-07	13-Oct-07	27221c-31041
PCB081	NA	EPA 8270Cm	ND	ng/dry g	1	5	29-Sep-07	13-Oct-07	27221c-31041
PCB087	NA	EPA 8270Cm	ND	ng/dry g	1	5	29-Sep-07	13-Oct-07	27221c-31041
PCB095	NA	EPA 8270Cm	J 2.2	ng/dry g	1	5	29-Sep-07	13-Oct-07	27221c-31041
PCB097	NA	EPA 8270Cm	ND	ng/dry g	1	5	29-Sep-07	13-Oct-07	27221c-31041
PCB099	NA	EPA 8270Cm	J 2.4	ng/dry g	1	5	29-Sep-07	13-Oct-07	27221c-31041
PCB101	NA	EPA 8270Cm	J 3.1	ng/dry g	1	5	29-Sep-07	13-Oct-07	27221c-31041
PCB105	NA	EPA 8270Cm	ND	ng/dry g	1	5	29-Sep-07	13-Oct-07	27221c-31041
PCB110	NA	EPA 8270Cm	J 2.5	ng/dry g	1	5	29-Sep-07	13-Oct-07	27221c-31041
PCB114	NA	EPA 8270Cm	ND	ng/dry g	1	5	29-Sep-07	13-Oct-07	27221c-31041
PCB118	NA	EPA 8270Cm	J 2.5	ng/dry g	1	5	29-Sep-07	13-Oct-07	27221c-31041
PCB119	NA	EPA 8270Cm	ND	ng/dry g	1	5	29-Sep-07	13-Oct-07	27221c-31041
PCB123	NA	EPA 8270Cm	ND	ng/dry g	1	5	29-Sep-07	13-Oct-07	27221c-31041
PCB126	NA	EPA 8270Cm	ND	ng/dry g	1	5	29-Sep-07	13-Oct-07	27221c-31041

MDL= Method Detection Limit (CFR 40 Part 136); RL= Reporting Limit; J= Estimated Value below the RL and above the MDL; ND= Not Detected; NA= Not Applicable; MI = Matrix Interference

California ELAP Certificate # 2261
57258 R1

CRG Marine Laboratories, Inc.

2020 Del Amo Blvd., Suite 200, Torrance, CA 90501-1206 (310) 533-5190 FAX (310) 533-5003 crglabs@sbcglobal.net

PCB Congeners

Client: *Weston Solutions*

CRG Project ID: *27221c*

CRG ID#: 57258

Sample: E-1

Date Sampled: 18-Sep-07 09:45

Replicate #: R1

Description: LADPW MDR

Date Received: 19-Sep-07

DILUTION FACTOR: 1

Matrix: Sediment

CONSTITUENT	FRACTION	METHOD	RESULT	UNITS	MDL	RL	DATE PROCESSED	DATE ANALYZED	BATCH ID
PCB128	NA	EPA 8270Cm	ND	ng/dry g	1	5	29-Sep-07	13-Oct-07	27221c-31041
PCB138	NA	EPA 8270Cm	5.4	ng/dry g	1	5	29-Sep-07	13-Oct-07	27221c-31041
PCB141	NA	EPA 8270Cm	ND	ng/dry g	1	5	29-Sep-07	13-Oct-07	27221c-31041
PCB149	NA	EPA 8270Cm	J 3.5	ng/dry g	1	5	29-Sep-07	13-Oct-07	27221c-31041
PCB151	NA	EPA 8270Cm	ND	ng/dry g	1	5	29-Sep-07	13-Oct-07	27221c-31041
PCB153	NA	EPA 8270Cm	J 3.7	ng/dry g	1	5	29-Sep-07	13-Oct-07	27221c-31041
PCB156	NA	EPA 8270Cm	ND	ng/dry g	1	5	29-Sep-07	13-Oct-07	27221c-31041
PCB157	NA	EPA 8270Cm	ND	ng/dry g	1	5	29-Sep-07	13-Oct-07	27221c-31041
PCB158	NA	EPA 8270Cm	ND	ng/dry g	1	5	29-Sep-07	13-Oct-07	27221c-31041
PCB167	NA	EPA 8270Cm	ND	ng/dry g	1	5	29-Sep-07	13-Oct-07	27221c-31041
PCB168+132	NA	EPA 8270Cm	ND	ng/dry g	1	5	29-Sep-07	13-Oct-07	27221c-31041
PCB169	NA	EPA 8270Cm	ND	ng/dry g	1	5	29-Sep-07	13-Oct-07	27221c-31041
PCB170	NA	EPA 8270Cm	ND	ng/dry g	1	5	29-Sep-07	13-Oct-07	27221c-31041
PCB177	NA	EPA 8270Cm	ND	ng/dry g	1	5	29-Sep-07	13-Oct-07	27221c-31041
PCB180	NA	EPA 8270Cm	ND	ng/dry g	1	5	29-Sep-07	13-Oct-07	27221c-31041
PCB183	NA	EPA 8270Cm	ND	ng/dry g	1	5	29-Sep-07	13-Oct-07	27221c-31041
PCB187	NA	EPA 8270Cm	J 1.7	ng/dry g	1	5	29-Sep-07	13-Oct-07	27221c-31041
PCB189	NA	EPA 8270Cm	ND	ng/dry g	1	5	29-Sep-07	13-Oct-07	27221c-31041
PCB194	NA	EPA 8270Cm	ND	ng/dry g	1	5	29-Sep-07	13-Oct-07	27221c-31041
PCB195	NA	EPA 8270Cm	ND	ng/dry g	1	5	29-Sep-07	13-Oct-07	27221c-31041
PCB200	NA	EPA 8270Cm	J 1.1	ng/dry g	1	5	29-Sep-07	13-Oct-07	27221c-31041
PCB201	NA	EPA 8270Cm	ND	ng/dry g	1	5	29-Sep-07	13-Oct-07	27221c-31041
PCB206	NA	EPA 8270Cm	ND	ng/dry g	1	5	29-Sep-07	13-Oct-07	27221c-31041
PCB209	NA	EPA 8270Cm	ND	ng/dry g	1	5	29-Sep-07	13-Oct-07	27221c-31041
Total Detectable PCBs	NA	EPA 8270Cm	33.3	ng/dry g			29-Sep-07	13-Oct-07	27221c-31041

MDL= Method Detection Limit (CFR 40 Part 136); RL= Reporting Limit; J= Estimated Value below the RL and above the MDL; ND= Not Detected; NA= Not Applicable; MI = Matrix Interference

California ELAP Certificate # 2261
57258 R1

CRG Marine Laboratories, Inc.

2020 Del Amo Blvd., Suite 200, Torrance, CA 90501-1206 (310) 533-5190 FAX (310) 533-5003 crglabs@sbcglobal.net

PCB Congeners

Client: *Weston Solutions*

CRG Project ID: *27221c*

CRG ID#: 57259

Sample: G-2

Date Sampled: 18-Sep-07 11:45

Replicate #: R1

Description: LADPW MDR

Date Received: 19-Sep-07

DILUTION FACTOR: 1

Matrix: Sediment

CONSTITUENT	FRACTION	METHOD	RESULT	UNITS	MDL	RL	DATE PROCESSED	DATE ANALYZED	BATCH ID
PCB008	NA	EPA 8270Cm	ND	ng/dry g	1	5	29-Sep-07	13-Oct-07	27221c-31041
PCB018	NA	EPA 8270Cm	ND	ng/dry g	1	5	29-Sep-07	13-Oct-07	27221c-31041
PCB028	NA	EPA 8270Cm	ND	ng/dry g	1	5	29-Sep-07	13-Oct-07	27221c-31041
PCB031	NA	EPA 8270Cm	ND	ng/dry g	1	5	29-Sep-07	13-Oct-07	27221c-31041
PCB033	NA	EPA 8270Cm	ND	ng/dry g	1	5	29-Sep-07	13-Oct-07	27221c-31041
PCB037	NA	EPA 8270Cm	ND	ng/dry g	1	5	29-Sep-07	13-Oct-07	27221c-31041
PCB044	NA	EPA 8270Cm	ND	ng/dry g	1	5	29-Sep-07	13-Oct-07	27221c-31041
PCB049	NA	EPA 8270Cm	ND	ng/dry g	1	5	29-Sep-07	13-Oct-07	27221c-31041
PCB052	NA	EPA 8270Cm	ND	ng/dry g	1	5	29-Sep-07	13-Oct-07	27221c-31041
PCB066	NA	EPA 8270Cm	J 2.7	ng/dry g	1	5	29-Sep-07	13-Oct-07	27221c-31041
PCB070	NA	EPA 8270Cm	ND	ng/dry g	1	5	29-Sep-07	13-Oct-07	27221c-31041
PCB074	NA	EPA 8270Cm	ND	ng/dry g	1	5	29-Sep-07	13-Oct-07	27221c-31041
PCB077	NA	EPA 8270Cm	ND	ng/dry g	1	5	29-Sep-07	13-Oct-07	27221c-31041
PCB081	NA	EPA 8270Cm	ND	ng/dry g	1	5	29-Sep-07	13-Oct-07	27221c-31041
PCB087	NA	EPA 8270Cm	ND	ng/dry g	1	5	29-Sep-07	13-Oct-07	27221c-31041
PCB095	NA	EPA 8270Cm	J 3.1	ng/dry g	1	5	29-Sep-07	13-Oct-07	27221c-31041
PCB097	NA	EPA 8270Cm	ND	ng/dry g	1	5	29-Sep-07	13-Oct-07	27221c-31041
PCB099	NA	EPA 8270Cm	J 3	ng/dry g	1	5	29-Sep-07	13-Oct-07	27221c-31041
PCB101	NA	EPA 8270Cm	J 4.9	ng/dry g	1	5	29-Sep-07	13-Oct-07	27221c-31041
PCB105	NA	EPA 8270Cm	ND	ng/dry g	1	5	29-Sep-07	13-Oct-07	27221c-31041
PCB110	NA	EPA 8270Cm	J 3.2	ng/dry g	1	5	29-Sep-07	13-Oct-07	27221c-31041
PCB114	NA	EPA 8270Cm	ND	ng/dry g	1	5	29-Sep-07	13-Oct-07	27221c-31041
PCB118	NA	EPA 8270Cm	J 4.9	ng/dry g	1	5	29-Sep-07	13-Oct-07	27221c-31041
PCB119	NA	EPA 8270Cm	ND	ng/dry g	1	5	29-Sep-07	13-Oct-07	27221c-31041
PCB123	NA	EPA 8270Cm	ND	ng/dry g	1	5	29-Sep-07	13-Oct-07	27221c-31041
PCB126	NA	EPA 8270Cm	ND	ng/dry g	1	5	29-Sep-07	13-Oct-07	27221c-31041

MDL= Method Detection Limit (CFR 40 Part 136); RL= Reporting Limit; J= Estimated Value below the RL and above the MDL; ND= Not Detected; NA= Not Applicable; MI = Matrix Interference

California ELAP Certificate # 2261

57259

R1

CRG Marine Laboratories, Inc.

2020 Del Amo Blvd., Suite 200, Torrance, CA 90501-1206 (310) 533-5190 FAX (310) 533-5003 crglabs@sbcglobal.net

PCB Congeners

Client: *Weston Solutions*

CRG Project ID: *27221c*

CRG ID#: 57259

Sample: G-2

Date Sampled: 18-Sep-07 11:45

Replicate #: R1

Description: LADPW MDR

Date Received: 19-Sep-07

DILUTION FACTOR: 1

Matrix: Sediment

CONSTITUENT	FRACTION	METHOD	RESULT	UNITS	MDL	RL	DATE PROCESSED	DATE ANALYZED	BATCH ID
PCB128	NA	EPA 8270Cm	ND	ng/dry g	1	5	29-Sep-07	13-Oct-07	27221c-31041
PCB138	NA	EPA 8270Cm	6.2	ng/dry g	1	5	29-Sep-07	13-Oct-07	27221c-31041
PCB141	NA	EPA 8270Cm	ND	ng/dry g	1	5	29-Sep-07	13-Oct-07	27221c-31041
PCB149	NA	EPA 8270Cm	J 2.8	ng/dry g	1	5	29-Sep-07	13-Oct-07	27221c-31041
PCB151	NA	EPA 8270Cm	J 1.2	ng/dry g	1	5	29-Sep-07	13-Oct-07	27221c-31041
PCB153	NA	EPA 8270Cm	5.4	ng/dry g	1	5	29-Sep-07	13-Oct-07	27221c-31041
PCB156	NA	EPA 8270Cm	ND	ng/dry g	1	5	29-Sep-07	13-Oct-07	27221c-31041
PCB157	NA	EPA 8270Cm	ND	ng/dry g	1	5	29-Sep-07	13-Oct-07	27221c-31041
PCB158	NA	EPA 8270Cm	ND	ng/dry g	1	5	29-Sep-07	13-Oct-07	27221c-31041
PCB167	NA	EPA 8270Cm	ND	ng/dry g	1	5	29-Sep-07	13-Oct-07	27221c-31041
PCB168+132	NA	EPA 8270Cm	J 1.8	ng/dry g	1	5	29-Sep-07	13-Oct-07	27221c-31041
PCB169	NA	EPA 8270Cm	ND	ng/dry g	1	5	29-Sep-07	13-Oct-07	27221c-31041
PCB170	NA	EPA 8270Cm	ND	ng/dry g	1	5	29-Sep-07	13-Oct-07	27221c-31041
PCB177	NA	EPA 8270Cm	ND	ng/dry g	1	5	29-Sep-07	13-Oct-07	27221c-31041
PCB180	NA	EPA 8270Cm	J 4.3	ng/dry g	1	5	29-Sep-07	13-Oct-07	27221c-31041
PCB183	NA	EPA 8270Cm	ND	ng/dry g	1	5	29-Sep-07	13-Oct-07	27221c-31041
PCB187	NA	EPA 8270Cm	J 2.6	ng/dry g	1	5	29-Sep-07	13-Oct-07	27221c-31041
PCB189	NA	EPA 8270Cm	ND	ng/dry g	1	5	29-Sep-07	13-Oct-07	27221c-31041
PCB194	NA	EPA 8270Cm	ND	ng/dry g	1	5	29-Sep-07	13-Oct-07	27221c-31041
PCB195	NA	EPA 8270Cm	ND	ng/dry g	1	5	29-Sep-07	13-Oct-07	27221c-31041
PCB200	NA	EPA 8270Cm	ND	ng/dry g	1	5	29-Sep-07	13-Oct-07	27221c-31041
PCB201	NA	EPA 8270Cm	ND	ng/dry g	1	5	29-Sep-07	13-Oct-07	27221c-31041
PCB206	NA	EPA 8270Cm	ND	ng/dry g	1	5	29-Sep-07	13-Oct-07	27221c-31041
PCB209	NA	EPA 8270Cm	ND	ng/dry g	1	5	29-Sep-07	13-Oct-07	27221c-31041
Total Detectable PCBs	NA	EPA 8270Cm	46.1	ng/dry g			29-Sep-07	13-Oct-07	27221c-31041

MDL= Method Detection Limit (CFR 40 Part 136); RL= Reporting Limit; J= Estimated Value below the RL and above the MDL; ND= Not Detected; NA= Not Applicable; MI = Matrix Interference

California ELAP Certificate # 2261
57259 R1

CRG Marine Laboratories, Inc.

2020 Del Amo Blvd., Suite 200, Torrance, CA 90501-1206 (310) 533-5190 FAX (310) 533-5003 crglabs@sbcglobal.net

PCB Congeners

Client: *Weston Solutions*

CRG Project ID: *27221c*

CRG ID#: 57260

Sample: C-2

Date Sampled: 18-Sep-07 12:10

Replicate #: R1

Description: LADPW MDR

Date Received: 19-Sep-07

DILUTION FACTOR: 1

Matrix: Sediment

CONSTITUENT	FRACTION	METHOD	RESULT	UNITS	MDL	RL	DATE PROCESSED	DATE ANALYZED	BATCH ID
PCB008	NA	EPA 8270Cm	ND	ng/dry g	1	5	29-Sep-07	13-Oct-07	27221c-31041
PCB018	NA	EPA 8270Cm	ND	ng/dry g	1	5	29-Sep-07	13-Oct-07	27221c-31041
PCB028	NA	EPA 8270Cm	ND	ng/dry g	1	5	29-Sep-07	13-Oct-07	27221c-31041
PCB031	NA	EPA 8270Cm	J 1.9	ng/dry g	1	5	29-Sep-07	13-Oct-07	27221c-31041
PCB033	NA	EPA 8270Cm	ND	ng/dry g	1	5	29-Sep-07	13-Oct-07	27221c-31041
PCB037	NA	EPA 8270Cm	ND	ng/dry g	1	5	29-Sep-07	13-Oct-07	27221c-31041
PCB044	NA	EPA 8270Cm	ND	ng/dry g	1	5	29-Sep-07	13-Oct-07	27221c-31041
PCB049	NA	EPA 8270Cm	ND	ng/dry g	1	5	29-Sep-07	13-Oct-07	27221c-31041
PCB052	NA	EPA 8270Cm	J 3.1	ng/dry g	1	5	29-Sep-07	13-Oct-07	27221c-31041
PCB066	NA	EPA 8270Cm	J 3.6	ng/dry g	1	5	29-Sep-07	13-Oct-07	27221c-31041
PCB070	NA	EPA 8270Cm	J 2.2	ng/dry g	1	5	29-Sep-07	13-Oct-07	27221c-31041
PCB074	NA	EPA 8270Cm	ND	ng/dry g	1	5	29-Sep-07	13-Oct-07	27221c-31041
PCB077	NA	EPA 8270Cm	ND	ng/dry g	1	5	29-Sep-07	13-Oct-07	27221c-31041
PCB081	NA	EPA 8270Cm	ND	ng/dry g	1	5	29-Sep-07	13-Oct-07	27221c-31041
PCB087	NA	EPA 8270Cm	ND	ng/dry g	1	5	29-Sep-07	13-Oct-07	27221c-31041
PCB095	NA	EPA 8270Cm	J 3.8	ng/dry g	1	5	29-Sep-07	13-Oct-07	27221c-31041
PCB097	NA	EPA 8270Cm	ND	ng/dry g	1	5	29-Sep-07	13-Oct-07	27221c-31041
PCB099	NA	EPA 8270Cm	J 4.4	ng/dry g	1	5	29-Sep-07	13-Oct-07	27221c-31041
PCB101	NA	EPA 8270Cm	J 4.5	ng/dry g	1	5	29-Sep-07	13-Oct-07	27221c-31041
PCB105	NA	EPA 8270Cm	J 1.6	ng/dry g	1	5	29-Sep-07	13-Oct-07	27221c-31041
PCB110	NA	EPA 8270Cm	J 4.6	ng/dry g	1	5	29-Sep-07	13-Oct-07	27221c-31041
PCB114	NA	EPA 8270Cm	ND	ng/dry g	1	5	29-Sep-07	13-Oct-07	27221c-31041
PCB118	NA	EPA 8270Cm	J 4.4	ng/dry g	1	5	29-Sep-07	13-Oct-07	27221c-31041
PCB119	NA	EPA 8270Cm	ND	ng/dry g	1	5	29-Sep-07	13-Oct-07	27221c-31041
PCB123	NA	EPA 8270Cm	ND	ng/dry g	1	5	29-Sep-07	13-Oct-07	27221c-31041
PCB126	NA	EPA 8270Cm	ND	ng/dry g	1	5	29-Sep-07	13-Oct-07	27221c-31041

MDL= Method Detection Limit (CFR 40 Part 136); RL= Reporting Limit; J= Estimated Value below the RL and above the MDL; ND= Not Detected; NA= Not Applicable; MI = Matrix Interference

California ELAP Certificate # 2261
57260 R1

CRG Marine Laboratories, Inc.

2020 Del Amo Blvd., Suite 200, Torrance, CA 90501-1206 (310) 533-5190 FAX (310) 533-5003 crglabs@sbcglobal.net

PCB Congeners

Client: *Weston Solutions*

CRG Project ID: *27221c*

CRG ID#: 57260

Sample: C-2

Date Sampled: 18-Sep-07 12:10

Replicate #: R1

Description: LADPW MDR

Date Received: 19-Sep-07

DILUTION FACTOR: 1

Matrix: Sediment

CONSTITUENT	FRACTION	METHOD	RESULT	UNITS	MDL	RL	DATE PROCESSED	DATE ANALYZED	BATCH ID
PCB128	NA	EPA 8270Cm	ND	ng/dry g	1	5	29-Sep-07	13-Oct-07	27221c-31041
PCB138	NA	EPA 8270Cm	5.3	ng/dry g	1	5	29-Sep-07	13-Oct-07	27221c-31041
PCB141	NA	EPA 8270Cm	ND	ng/dry g	1	5	29-Sep-07	13-Oct-07	27221c-31041
PCB149	NA	EPA 8270Cm	J 3.7	ng/dry g	1	5	29-Sep-07	13-Oct-07	27221c-31041
PCB151	NA	EPA 8270Cm	ND	ng/dry g	1	5	29-Sep-07	13-Oct-07	27221c-31041
PCB153	NA	EPA 8270Cm	6.6	ng/dry g	1	5	29-Sep-07	13-Oct-07	27221c-31041
PCB156	NA	EPA 8270Cm	ND	ng/dry g	1	5	29-Sep-07	13-Oct-07	27221c-31041
PCB157	NA	EPA 8270Cm	ND	ng/dry g	1	5	29-Sep-07	13-Oct-07	27221c-31041
PCB158	NA	EPA 8270Cm	ND	ng/dry g	1	5	29-Sep-07	13-Oct-07	27221c-31041
PCB167	NA	EPA 8270Cm	ND	ng/dry g	1	5	29-Sep-07	13-Oct-07	27221c-31041
PCB168+132	NA	EPA 8270Cm	J 3	ng/dry g	1	5	29-Sep-07	13-Oct-07	27221c-31041
PCB169	NA	EPA 8270Cm	ND	ng/dry g	1	5	29-Sep-07	13-Oct-07	27221c-31041
PCB170	NA	EPA 8270Cm	ND	ng/dry g	1	5	29-Sep-07	13-Oct-07	27221c-31041
PCB177	NA	EPA 8270Cm	ND	ng/dry g	1	5	29-Sep-07	13-Oct-07	27221c-31041
PCB180	NA	EPA 8270Cm	J 2.7	ng/dry g	1	5	29-Sep-07	13-Oct-07	27221c-31041
PCB183	NA	EPA 8270Cm	ND	ng/dry g	1	5	29-Sep-07	13-Oct-07	27221c-31041
PCB187	NA	EPA 8270Cm	J 1.8	ng/dry g	1	5	29-Sep-07	13-Oct-07	27221c-31041
PCB189	NA	EPA 8270Cm	ND	ng/dry g	1	5	29-Sep-07	13-Oct-07	27221c-31041
PCB194	NA	EPA 8270Cm	5	ng/dry g	1	5	29-Sep-07	13-Oct-07	27221c-31041
PCB195	NA	EPA 8270Cm	ND	ng/dry g	1	5	29-Sep-07	13-Oct-07	27221c-31041
PCB200	NA	EPA 8270Cm	ND	ng/dry g	1	5	29-Sep-07	13-Oct-07	27221c-31041
PCB201	NA	EPA 8270Cm	ND	ng/dry g	1	5	29-Sep-07	13-Oct-07	27221c-31041
PCB206	NA	EPA 8270Cm	J 3.5	ng/dry g	1	5	29-Sep-07	13-Oct-07	27221c-31041
PCB209	NA	EPA 8270Cm	ND	ng/dry g	1	5	29-Sep-07	13-Oct-07	27221c-31041
Total Detectable PCBs	NA	EPA 8270Cm	65.7	ng/dry g			29-Sep-07	13-Oct-07	27221c-31041

MDL= Method Detection Limit (CFR 40 Part 136); RL= Reporting Limit; J= Estimated Value below the RL and above the MDL; ND= Not Detected; NA= Not Applicable; MI = Matrix Interference

California ELAP Certificate # 2261
57260 R1

CRG Marine Laboratories, Inc.

2020 Del Amo Blvd., Suite 200, Torrance, CA 90501-1206 (310) 533-5190 FAX (310) 533-5003 crglabs@sbcglobal.net

PCB Congeners

Client: *Weston Solutions*

CRG Project ID: *27221c*

CRG ID#: 57261

Sample: B-2

Date Sampled: 18-Sep-07 14:17

Replicate #: R1

Description: LADPW MDR

Date Received: 19-Sep-07

DILUTION FACTOR: 1

Matrix: Sediment

CONSTITUENT	FRACTION	METHOD	RESULT	UNITS	MDL	RL	DATE PROCESSED	DATE ANALYZED	BATCH ID
PCB008	NA	EPA 8270Cm	ND	ng/dry g	1	5	29-Sep-07	13-Oct-07	27221c-31041
PCB018	NA	EPA 8270Cm	ND	ng/dry g	1	5	29-Sep-07	13-Oct-07	27221c-31041
PCB028	NA	EPA 8270Cm	ND	ng/dry g	1	5	29-Sep-07	13-Oct-07	27221c-31041
PCB031	NA	EPA 8270Cm	ND	ng/dry g	1	5	29-Sep-07	13-Oct-07	27221c-31041
PCB033	NA	EPA 8270Cm	ND	ng/dry g	1	5	29-Sep-07	13-Oct-07	27221c-31041
PCB037	NA	EPA 8270Cm	ND	ng/dry g	1	5	29-Sep-07	13-Oct-07	27221c-31041
PCB044	NA	EPA 8270Cm	ND	ng/dry g	1	5	29-Sep-07	13-Oct-07	27221c-31041
PCB049	NA	EPA 8270Cm	ND	ng/dry g	1	5	29-Sep-07	13-Oct-07	27221c-31041
PCB052	NA	EPA 8270Cm	J 1.6	ng/dry g	1	5	29-Sep-07	13-Oct-07	27221c-31041
PCB066	NA	EPA 8270Cm	J 2.1	ng/dry g	1	5	29-Sep-07	13-Oct-07	27221c-31041
PCB070	NA	EPA 8270Cm	ND	ng/dry g	1	5	29-Sep-07	13-Oct-07	27221c-31041
PCB074	NA	EPA 8270Cm	ND	ng/dry g	1	5	29-Sep-07	13-Oct-07	27221c-31041
PCB077	NA	EPA 8270Cm	ND	ng/dry g	1	5	29-Sep-07	13-Oct-07	27221c-31041
PCB081	NA	EPA 8270Cm	ND	ng/dry g	1	5	29-Sep-07	13-Oct-07	27221c-31041
PCB087	NA	EPA 8270Cm	ND	ng/dry g	1	5	29-Sep-07	13-Oct-07	27221c-31041
PCB095	NA	EPA 8270Cm	J 4.2	ng/dry g	1	5	29-Sep-07	13-Oct-07	27221c-31041
PCB097	NA	EPA 8270Cm	J 1.2	ng/dry g	1	5	29-Sep-07	13-Oct-07	27221c-31041
PCB099	NA	EPA 8270Cm	J 3.7	ng/dry g	1	5	29-Sep-07	13-Oct-07	27221c-31041
PCB101	NA	EPA 8270Cm	J 4.6	ng/dry g	1	5	29-Sep-07	13-Oct-07	27221c-31041
PCB105	NA	EPA 8270Cm	ND	ng/dry g	1	5	29-Sep-07	13-Oct-07	27221c-31041
PCB110	NA	EPA 8270Cm	J 4.2	ng/dry g	1	5	29-Sep-07	13-Oct-07	27221c-31041
PCB114	NA	EPA 8270Cm	ND	ng/dry g	1	5	29-Sep-07	13-Oct-07	27221c-31041
PCB118	NA	EPA 8270Cm	J 3.1	ng/dry g	1	5	29-Sep-07	13-Oct-07	27221c-31041
PCB119	NA	EPA 8270Cm	ND	ng/dry g	1	5	29-Sep-07	13-Oct-07	27221c-31041
PCB123	NA	EPA 8270Cm	ND	ng/dry g	1	5	29-Sep-07	13-Oct-07	27221c-31041
PCB126	NA	EPA 8270Cm	ND	ng/dry g	1	5	29-Sep-07	13-Oct-07	27221c-31041

MDL= Method Detection Limit (CFR 40 Part 136); RL= Reporting Limit; J= Estimated Value below the RL and above the MDL; ND= Not Detected; NA= Not Applicable; MI = Matrix Interference

California ELAP Certificate # 2261
57261 R1

CRG Marine Laboratories, Inc.

2020 Del Amo Blvd., Suite 200, Torrance, CA 90501-1206 (310) 533-5190 FAX (310) 533-5003 crglabs@sbcglobal.net

PCB Congeners

Client: *Weston Solutions*

CRG Project ID: *27221c*

CRG ID#: 57261

Sample: B-2

Date Sampled: 18-Sep-07 14:17

Replicate #: R1

Description: LADPW MDR

Date Received: 19-Sep-07

DILUTION FACTOR: 1

Matrix: Sediment

CONSTITUENT	FRACTION	METHOD	RESULT	UNITS	MDL	RL	DATE PROCESSED	DATE ANALYZED	BATCH ID
PCB128	NA	EPA 8270Cm	ND	ng/dry g	1	5	29-Sep-07	13-Oct-07	27221c-31041
PCB138	NA	EPA 8270Cm	5.4	ng/dry g	1	5	29-Sep-07	13-Oct-07	27221c-31041
PCB141	NA	EPA 8270Cm	ND	ng/dry g	1	5	29-Sep-07	13-Oct-07	27221c-31041
PCB149	NA	EPA 8270Cm	J 3.7	ng/dry g	1	5	29-Sep-07	13-Oct-07	27221c-31041
PCB151	NA	EPA 8270Cm	J 1.7	ng/dry g	1	5	29-Sep-07	13-Oct-07	27221c-31041
PCB153	NA	EPA 8270Cm	J 3.7	ng/dry g	1	5	29-Sep-07	13-Oct-07	27221c-31041
PCB156	NA	EPA 8270Cm	ND	ng/dry g	1	5	29-Sep-07	13-Oct-07	27221c-31041
PCB157	NA	EPA 8270Cm	ND	ng/dry g	1	5	29-Sep-07	13-Oct-07	27221c-31041
PCB158	NA	EPA 8270Cm	ND	ng/dry g	1	5	29-Sep-07	13-Oct-07	27221c-31041
PCB167	NA	EPA 8270Cm	ND	ng/dry g	1	5	29-Sep-07	13-Oct-07	27221c-31041
PCB168+132	NA	EPA 8270Cm	J 2.1	ng/dry g	1	5	29-Sep-07	13-Oct-07	27221c-31041
PCB169	NA	EPA 8270Cm	ND	ng/dry g	1	5	29-Sep-07	13-Oct-07	27221c-31041
PCB170	NA	EPA 8270Cm	ND	ng/dry g	1	5	29-Sep-07	13-Oct-07	27221c-31041
PCB177	NA	EPA 8270Cm	ND	ng/dry g	1	5	29-Sep-07	13-Oct-07	27221c-31041
PCB180	NA	EPA 8270Cm	J 3.4	ng/dry g	1	5	29-Sep-07	13-Oct-07	27221c-31041
PCB183	NA	EPA 8270Cm	ND	ng/dry g	1	5	29-Sep-07	13-Oct-07	27221c-31041
PCB187	NA	EPA 8270Cm	J 2.9	ng/dry g	1	5	29-Sep-07	13-Oct-07	27221c-31041
PCB189	NA	EPA 8270Cm	ND	ng/dry g	1	5	29-Sep-07	13-Oct-07	27221c-31041
PCB194	NA	EPA 8270Cm	ND	ng/dry g	1	5	29-Sep-07	13-Oct-07	27221c-31041
PCB195	NA	EPA 8270Cm	ND	ng/dry g	1	5	29-Sep-07	13-Oct-07	27221c-31041
PCB200	NA	EPA 8270Cm	ND	ng/dry g	1	5	29-Sep-07	13-Oct-07	27221c-31041
PCB201	NA	EPA 8270Cm	ND	ng/dry g	1	5	29-Sep-07	13-Oct-07	27221c-31041
PCB206	NA	EPA 8270Cm	ND	ng/dry g	1	5	29-Sep-07	13-Oct-07	27221c-31041
PCB209	NA	EPA 8270Cm	ND	ng/dry g	1	5	29-Sep-07	13-Oct-07	27221c-31041
Total Detectable PCBs	NA	EPA 8270Cm	47.6	ng/dry g			29-Sep-07	13-Oct-07	27221c-31041

MDL= Method Detection Limit (CFR 40 Part 136); RL= Reporting Limit; J= Estimated Value below the RL and above the MDL; ND= Not Detected; NA= Not Applicable; MI = Matrix Interference

California ELAP Certificate # 2261
57261 R1

CRG Marine Laboratories, Inc.

2020 Del Amo Blvd., Suite 200, Torrance, CA 90501-1206 (310) 533-5190 FAX (310) 533-5003 crglabs@sbcglobal.net

PCB Congeners

Client: *Weston Solutions*

CRG Project ID: *27221c*

CRG ID#: 57262

Sample: A-2

Date Sampled: 18-Sep-07 15:00

Replicate #: R1

Description: LADPW MDR

Date Received: 19-Sep-07

DILUTION FACTOR: 1

Matrix: Sediment

CONSTITUENT	FRACTION	METHOD	RESULT	UNITS	MDL	RL	DATE PROCESSED	DATE ANALYZED	BATCH ID
PCB008	NA	EPA 8270Cm	ND	ng/dry g	1	5	29-Sep-07	13-Oct-07	27221c-31041
PCB018	NA	EPA 8270Cm	ND	ng/dry g	1	5	29-Sep-07	13-Oct-07	27221c-31041
PCB028	NA	EPA 8270Cm	ND	ng/dry g	1	5	29-Sep-07	13-Oct-07	27221c-31041
PCB031	NA	EPA 8270Cm	ND	ng/dry g	1	5	29-Sep-07	13-Oct-07	27221c-31041
PCB033	NA	EPA 8270Cm	ND	ng/dry g	1	5	29-Sep-07	13-Oct-07	27221c-31041
PCB037	NA	EPA 8270Cm	ND	ng/dry g	1	5	29-Sep-07	13-Oct-07	27221c-31041
PCB044	NA	EPA 8270Cm	ND	ng/dry g	1	5	29-Sep-07	13-Oct-07	27221c-31041
PCB049	NA	EPA 8270Cm	J 1	ng/dry g	1	5	29-Sep-07	13-Oct-07	27221c-31041
PCB052	NA	EPA 8270Cm	ND	ng/dry g	1	5	29-Sep-07	13-Oct-07	27221c-31041
PCB066	NA	EPA 8270Cm	ND	ng/dry g	1	5	29-Sep-07	13-Oct-07	27221c-31041
PCB070	NA	EPA 8270Cm	ND	ng/dry g	1	5	29-Sep-07	13-Oct-07	27221c-31041
PCB074	NA	EPA 8270Cm	ND	ng/dry g	1	5	29-Sep-07	13-Oct-07	27221c-31041
PCB077	NA	EPA 8270Cm	ND	ng/dry g	1	5	29-Sep-07	13-Oct-07	27221c-31041
PCB081	NA	EPA 8270Cm	ND	ng/dry g	1	5	29-Sep-07	13-Oct-07	27221c-31041
PCB087	NA	EPA 8270Cm	ND	ng/dry g	1	5	29-Sep-07	13-Oct-07	27221c-31041
PCB095	NA	EPA 8270Cm	J 1.2	ng/dry g	1	5	29-Sep-07	13-Oct-07	27221c-31041
PCB097	NA	EPA 8270Cm	ND	ng/dry g	1	5	29-Sep-07	13-Oct-07	27221c-31041
PCB099	NA	EPA 8270Cm	J 2.2	ng/dry g	1	5	29-Sep-07	13-Oct-07	27221c-31041
PCB101	NA	EPA 8270Cm	J 1.6	ng/dry g	1	5	29-Sep-07	13-Oct-07	27221c-31041
PCB105	NA	EPA 8270Cm	ND	ng/dry g	1	5	29-Sep-07	13-Oct-07	27221c-31041
PCB110	NA	EPA 8270Cm	J 2.5	ng/dry g	1	5	29-Sep-07	13-Oct-07	27221c-31041
PCB114	NA	EPA 8270Cm	ND	ng/dry g	1	5	29-Sep-07	13-Oct-07	27221c-31041
PCB118	NA	EPA 8270Cm	J 1.2	ng/dry g	1	5	29-Sep-07	13-Oct-07	27221c-31041
PCB119	NA	EPA 8270Cm	ND	ng/dry g	1	5	29-Sep-07	13-Oct-07	27221c-31041
PCB123	NA	EPA 8270Cm	ND	ng/dry g	1	5	29-Sep-07	13-Oct-07	27221c-31041
PCB126	NA	EPA 8270Cm	ND	ng/dry g	1	5	29-Sep-07	13-Oct-07	27221c-31041

MDL= Method Detection Limit (CFR 40 Part 136); RL= Reporting Limit; J= Estimated Value below the RL and above the MDL; ND= Not Detected; NA= Not Applicable; MI = Matrix Interference

California ELAP Certificate # 2261

57262

R1

CRG Marine Laboratories, Inc.

2020 Del Amo Blvd., Suite 200, Torrance, CA 90501-1206 (310) 533-5190 FAX (310) 533-5003 crglabs@sbcglobal.net

PCB Congeners

Client: *Weston Solutions*

CRG Project ID: *27221c*

CRG ID#: 57262

Sample: A-2

Date Sampled: 18-Sep-07 15:00

Replicate #: R1

Description: LADPW MDR

Date Received: 19-Sep-07

DILUTION FACTOR: 1

Matrix: Sediment

CONSTITUENT	FRACTION	METHOD	RESULT	UNITS	MDL	RL	DATE PROCESSED	DATE ANALYZED	BATCH ID
PCB128	NA	EPA 8270Cm	ND	ng/dry g	1	5	29-Sep-07	13-Oct-07	27221c-31041
PCB138	NA	EPA 8270Cm	ND	ng/dry g	1	5	29-Sep-07	13-Oct-07	27221c-31041
PCB141	NA	EPA 8270Cm	ND	ng/dry g	1	5	29-Sep-07	13-Oct-07	27221c-31041
PCB149	NA	EPA 8270Cm	J 1.8	ng/dry g	1	5	29-Sep-07	13-Oct-07	27221c-31041
PCB151	NA	EPA 8270Cm	ND	ng/dry g	1	5	29-Sep-07	13-Oct-07	27221c-31041
PCB153	NA	EPA 8270Cm	ND	ng/dry g	1	5	29-Sep-07	13-Oct-07	27221c-31041
PCB156	NA	EPA 8270Cm	ND	ng/dry g	1	5	29-Sep-07	13-Oct-07	27221c-31041
PCB157	NA	EPA 8270Cm	ND	ng/dry g	1	5	29-Sep-07	13-Oct-07	27221c-31041
PCB158	NA	EPA 8270Cm	ND	ng/dry g	1	5	29-Sep-07	13-Oct-07	27221c-31041
PCB167	NA	EPA 8270Cm	ND	ng/dry g	1	5	29-Sep-07	13-Oct-07	27221c-31041
PCB168+132	NA	EPA 8270Cm	ND	ng/dry g	1	5	29-Sep-07	13-Oct-07	27221c-31041
PCB169	NA	EPA 8270Cm	ND	ng/dry g	1	5	29-Sep-07	13-Oct-07	27221c-31041
PCB170	NA	EPA 8270Cm	ND	ng/dry g	1	5	29-Sep-07	13-Oct-07	27221c-31041
PCB177	NA	EPA 8270Cm	ND	ng/dry g	1	5	29-Sep-07	13-Oct-07	27221c-31041
PCB180	NA	EPA 8270Cm	ND	ng/dry g	1	5	29-Sep-07	13-Oct-07	27221c-31041
PCB183	NA	EPA 8270Cm	ND	ng/dry g	1	5	29-Sep-07	13-Oct-07	27221c-31041
PCB187	NA	EPA 8270Cm	J 1	ng/dry g	1	5	29-Sep-07	13-Oct-07	27221c-31041
PCB189	NA	EPA 8270Cm	ND	ng/dry g	1	5	29-Sep-07	13-Oct-07	27221c-31041
PCB194	NA	EPA 8270Cm	5	ng/dry g	1	5	29-Sep-07	13-Oct-07	27221c-31041
PCB195	NA	EPA 8270Cm	ND	ng/dry g	1	5	29-Sep-07	13-Oct-07	27221c-31041
PCB200	NA	EPA 8270Cm	ND	ng/dry g	1	5	29-Sep-07	13-Oct-07	27221c-31041
PCB201	NA	EPA 8270Cm	ND	ng/dry g	1	5	29-Sep-07	13-Oct-07	27221c-31041
PCB206	NA	EPA 8270Cm	ND	ng/dry g	1	5	29-Sep-07	13-Oct-07	27221c-31041
PCB209	NA	EPA 8270Cm	ND	ng/dry g	1	5	29-Sep-07	13-Oct-07	27221c-31041
Total Detectable PCBs	NA	EPA 8270Cm	17.5	ng/dry g			29-Sep-07	13-Oct-07	27221c-31041

MDL= Method Detection Limit (CFR 40 Part 136); RL= Reporting Limit; J= Estimated Value below the RL and above the MDL; ND= Not Detected; NA= Not Applicable; MI = Matrix Interference

California ELAP Certificate # 2261
57262 R1

CRG Marine Laboratories, Inc.

2020 Del Amo Blvd., Suite 200, Torrance, CA 90501-1206 (310) 533-5190 FAX (310) 533-5003 crglabs@sbcglobal.net

PCB Congeners

Client: *Weston Solutions*

CRG Project ID: *27221c*

CRG ID#: 57263

Sample: MC-4

Date Sampled: 18-Sep-07 15:30

Replicate #: R1

Description: LADPW MDR

Date Received: 19-Sep-07

DILUTION FACTOR: 1

Matrix: Sediment

CONSTITUENT	FRACTION	METHOD	RESULT	UNITS	MDL	RL	DATE PROCESSED	DATE ANALYZED	BATCH ID
PCB008	NA	EPA 8270Cm	ND	ng/dry g	1	5	29-Sep-07	13-Oct-07	27221c-31041
PCB018	NA	EPA 8270Cm	ND	ng/dry g	1	5	29-Sep-07	13-Oct-07	27221c-31041
PCB028	NA	EPA 8270Cm	ND	ng/dry g	1	5	29-Sep-07	13-Oct-07	27221c-31041
PCB031	NA	EPA 8270Cm	ND	ng/dry g	1	5	29-Sep-07	13-Oct-07	27221c-31041
PCB033	NA	EPA 8270Cm	ND	ng/dry g	1	5	29-Sep-07	13-Oct-07	27221c-31041
PCB037	NA	EPA 8270Cm	ND	ng/dry g	1	5	29-Sep-07	13-Oct-07	27221c-31041
PCB044	NA	EPA 8270Cm	ND	ng/dry g	1	5	29-Sep-07	13-Oct-07	27221c-31041
PCB049	NA	EPA 8270Cm	ND	ng/dry g	1	5	29-Sep-07	13-Oct-07	27221c-31041
PCB052	NA	EPA 8270Cm	ND	ng/dry g	1	5	29-Sep-07	13-Oct-07	27221c-31041
PCB066	NA	EPA 8270Cm	J 3	ng/dry g	1	5	29-Sep-07	13-Oct-07	27221c-31041
PCB070	NA	EPA 8270Cm	ND	ng/dry g	1	5	29-Sep-07	13-Oct-07	27221c-31041
PCB074	NA	EPA 8270Cm	ND	ng/dry g	1	5	29-Sep-07	13-Oct-07	27221c-31041
PCB077	NA	EPA 8270Cm	ND	ng/dry g	1	5	29-Sep-07	13-Oct-07	27221c-31041
PCB081	NA	EPA 8270Cm	ND	ng/dry g	1	5	29-Sep-07	13-Oct-07	27221c-31041
PCB087	NA	EPA 8270Cm	ND	ng/dry g	1	5	29-Sep-07	13-Oct-07	27221c-31041
PCB095	NA	EPA 8270Cm	J 2.8	ng/dry g	1	5	29-Sep-07	13-Oct-07	27221c-31041
PCB097	NA	EPA 8270Cm	ND	ng/dry g	1	5	29-Sep-07	13-Oct-07	27221c-31041
PCB099	NA	EPA 8270Cm	J 2.1	ng/dry g	1	5	29-Sep-07	13-Oct-07	27221c-31041
PCB101	NA	EPA 8270Cm	J 4.9	ng/dry g	1	5	29-Sep-07	13-Oct-07	27221c-31041
PCB105	NA	EPA 8270Cm	ND	ng/dry g	1	5	29-Sep-07	13-Oct-07	27221c-31041
PCB110	NA	EPA 8270Cm	J 2.1	ng/dry g	1	5	29-Sep-07	13-Oct-07	27221c-31041
PCB114	NA	EPA 8270Cm	ND	ng/dry g	1	5	29-Sep-07	13-Oct-07	27221c-31041
PCB118	NA	EPA 8270Cm	J 3.4	ng/dry g	1	5	29-Sep-07	13-Oct-07	27221c-31041
PCB119	NA	EPA 8270Cm	ND	ng/dry g	1	5	29-Sep-07	13-Oct-07	27221c-31041
PCB123	NA	EPA 8270Cm	ND	ng/dry g	1	5	29-Sep-07	13-Oct-07	27221c-31041
PCB126	NA	EPA 8270Cm	ND	ng/dry g	1	5	29-Sep-07	13-Oct-07	27221c-31041

MDL= Method Detection Limit (CFR 40 Part 136); RL= Reporting Limit; J= Estimated Value below the RL and above the MDL; ND= Not Detected; NA= Not Applicable; MI = Matrix Interference

California ELAP Certificate # 2261
57263 R1

CRG Marine Laboratories, Inc.

2020 Del Amo Blvd., Suite 200, Torrance, CA 90501-1206 (310) 533-5190 FAX (310) 533-5003 crglabs@sbcglobal.net

PCB Congeners

Client: *Weston Solutions*

CRG Project ID: *27221c*

CRG ID#: 57263

Sample: MC-4

Date Sampled: 18-Sep-07 15:30

Replicate #: R1

Description: LADPW MDR

Date Received: 19-Sep-07

DILUTION FACTOR: 1

Matrix: Sediment

CONSTITUENT	FRACTION	METHOD	RESULT	UNITS	MDL	RL	DATE PROCESSED	DATE ANALYZED	BATCH ID
PCB128	NA	EPA 8270Cm	ND	ng/dry g	1	5	29-Sep-07	13-Oct-07	27221c-31041
PCB138	NA	EPA 8270Cm	J 4	ng/dry g	1	5	29-Sep-07	13-Oct-07	27221c-31041
PCB141	NA	EPA 8270Cm	ND	ng/dry g	1	5	29-Sep-07	13-Oct-07	27221c-31041
PCB149	NA	EPA 8270Cm	J 3.2	ng/dry g	1	5	29-Sep-07	13-Oct-07	27221c-31041
PCB151	NA	EPA 8270Cm	ND	ng/dry g	1	5	29-Sep-07	13-Oct-07	27221c-31041
PCB153	NA	EPA 8270Cm	J 3.3	ng/dry g	1	5	29-Sep-07	13-Oct-07	27221c-31041
PCB156	NA	EPA 8270Cm	ND	ng/dry g	1	5	29-Sep-07	13-Oct-07	27221c-31041
PCB157	NA	EPA 8270Cm	ND	ng/dry g	1	5	29-Sep-07	13-Oct-07	27221c-31041
PCB158	NA	EPA 8270Cm	ND	ng/dry g	1	5	29-Sep-07	13-Oct-07	27221c-31041
PCB167	NA	EPA 8270Cm	ND	ng/dry g	1	5	29-Sep-07	13-Oct-07	27221c-31041
PCB168+132	NA	EPA 8270Cm	ND	ng/dry g	1	5	29-Sep-07	13-Oct-07	27221c-31041
PCB169	NA	EPA 8270Cm	ND	ng/dry g	1	5	29-Sep-07	13-Oct-07	27221c-31041
PCB170	NA	EPA 8270Cm	ND	ng/dry g	1	5	29-Sep-07	13-Oct-07	27221c-31041
PCB177	NA	EPA 8270Cm	ND	ng/dry g	1	5	29-Sep-07	13-Oct-07	27221c-31041
PCB180	NA	EPA 8270Cm	5.5	ng/dry g	1	5	29-Sep-07	13-Oct-07	27221c-31041
PCB183	NA	EPA 8270Cm	J 1.8	ng/dry g	1	5	29-Sep-07	13-Oct-07	27221c-31041
PCB187	NA	EPA 8270Cm	J 2.2	ng/dry g	1	5	29-Sep-07	13-Oct-07	27221c-31041
PCB189	NA	EPA 8270Cm	ND	ng/dry g	1	5	29-Sep-07	13-Oct-07	27221c-31041
PCB194	NA	EPA 8270Cm	ND	ng/dry g	1	5	29-Sep-07	13-Oct-07	27221c-31041
PCB195	NA	EPA 8270Cm	ND	ng/dry g	1	5	29-Sep-07	13-Oct-07	27221c-31041
PCB200	NA	EPA 8270Cm	ND	ng/dry g	1	5	29-Sep-07	13-Oct-07	27221c-31041
PCB201	NA	EPA 8270Cm	ND	ng/dry g	1	5	29-Sep-07	13-Oct-07	27221c-31041
PCB206	NA	EPA 8270Cm	ND	ng/dry g	1	5	29-Sep-07	13-Oct-07	27221c-31041
PCB209	NA	EPA 8270Cm	ND	ng/dry g	1	5	29-Sep-07	13-Oct-07	27221c-31041
Total Detectable PCBs	NA	EPA 8270Cm	38.3	ng/dry g			29-Sep-07	13-Oct-07	27221c-31041

MDL= Method Detection Limit (CFR 40 Part 136); RL= Reporting Limit; J= Estimated Value below the RL and above the MDL; ND= Not Detected; NA= Not Applicable; MI = Matrix Interference

California ELAP Certificate # 2261
57263 R1

CRG Marine Laboratories, Inc.

2020 Del Amo Blvd., Suite 200, Torrance, CA 90501-1206 (310) 533-5190 FAX (310) 533-5003 crglabs@sbcglobal.net

PCB Congeners

Client: *Weston Solutions*

CRG Project ID: *27221c*

CRG ID#: 57264

Sample: E-3

Date Sampled: 19-Sep-07 08:00

Replicate #: R1

Description: LADPW MDR

Date Received: 19-Sep-07

DILUTION FACTOR: 1

Matrix: Sediment

CONSTITUENT	FRACTION	METHOD	RESULT	UNITS	MDL	RL	DATE PROCESSED	DATE ANALYZED	BATCH ID
PCB008	NA	EPA 8270Cm	ND	ng/dry g	1	5	29-Sep-07	13-Oct-07	27221c-31041
PCB018	NA	EPA 8270Cm	ND	ng/dry g	1	5	29-Sep-07	13-Oct-07	27221c-31041
PCB028	NA	EPA 8270Cm	ND	ng/dry g	1	5	29-Sep-07	13-Oct-07	27221c-31041
PCB031	NA	EPA 8270Cm	ND	ng/dry g	1	5	29-Sep-07	13-Oct-07	27221c-31041
PCB033	NA	EPA 8270Cm	ND	ng/dry g	1	5	29-Sep-07	13-Oct-07	27221c-31041
PCB037	NA	EPA 8270Cm	ND	ng/dry g	1	5	29-Sep-07	13-Oct-07	27221c-31041
PCB044	NA	EPA 8270Cm	ND	ng/dry g	1	5	29-Sep-07	13-Oct-07	27221c-31041
PCB049	NA	EPA 8270Cm	ND	ng/dry g	1	5	29-Sep-07	13-Oct-07	27221c-31041
PCB052	NA	EPA 8270Cm	ND	ng/dry g	1	5	29-Sep-07	13-Oct-07	27221c-31041
PCB066	NA	EPA 8270Cm	J 2.9	ng/dry g	1	5	29-Sep-07	13-Oct-07	27221c-31041
PCB070	NA	EPA 8270Cm	ND	ng/dry g	1	5	29-Sep-07	13-Oct-07	27221c-31041
PCB074	NA	EPA 8270Cm	ND	ng/dry g	1	5	29-Sep-07	13-Oct-07	27221c-31041
PCB077	NA	EPA 8270Cm	ND	ng/dry g	1	5	29-Sep-07	13-Oct-07	27221c-31041
PCB081	NA	EPA 8270Cm	ND	ng/dry g	1	5	29-Sep-07	13-Oct-07	27221c-31041
PCB087	NA	EPA 8270Cm	ND	ng/dry g	1	5	29-Sep-07	13-Oct-07	27221c-31041
PCB095	NA	EPA 8270Cm	J 3.2	ng/dry g	1	5	29-Sep-07	13-Oct-07	27221c-31041
PCB097	NA	EPA 8270Cm	ND	ng/dry g	1	5	29-Sep-07	13-Oct-07	27221c-31041
PCB099	NA	EPA 8270Cm	J 3.1	ng/dry g	1	5	29-Sep-07	13-Oct-07	27221c-31041
PCB101	NA	EPA 8270Cm	J 4.4	ng/dry g	1	5	29-Sep-07	13-Oct-07	27221c-31041
PCB105	NA	EPA 8270Cm	ND	ng/dry g	1	5	29-Sep-07	13-Oct-07	27221c-31041
PCB110	NA	EPA 8270Cm	J 4.9	ng/dry g	1	5	29-Sep-07	13-Oct-07	27221c-31041
PCB114	NA	EPA 8270Cm	ND	ng/dry g	1	5	29-Sep-07	13-Oct-07	27221c-31041
PCB118	NA	EPA 8270Cm	J 1	ng/dry g	1	5	29-Sep-07	13-Oct-07	27221c-31041
PCB119	NA	EPA 8270Cm	ND	ng/dry g	1	5	29-Sep-07	13-Oct-07	27221c-31041
PCB123	NA	EPA 8270Cm	ND	ng/dry g	1	5	29-Sep-07	13-Oct-07	27221c-31041
PCB126	NA	EPA 8270Cm	ND	ng/dry g	1	5	29-Sep-07	13-Oct-07	27221c-31041

MDL= Method Detection Limit (CFR 40 Part 136); RL= Reporting Limit; J= Estimated Value below the RL and above the MDL; ND= Not Detected; NA= Not Applicable; MI = Matrix Interference

California ELAP Certificate # 2261

57264

R1

CRG Marine Laboratories, Inc.

2020 Del Amo Blvd., Suite 200, Torrance, CA 90501-1206 (310) 533-5190 FAX (310) 533-5003 crglabs@sbcglobal.net

PCB Congeners

Client: *Weston Solutions*

CRG Project ID: *27221c*

CRG ID#: 57264

Sample: E-3

Date Sampled: 19-Sep-07 08:00

Replicate #: R1

Description: LADPW MDR

Date Received: 19-Sep-07

DILUTION FACTOR: 1

Matrix: Sediment

CONSTITUENT	FRACTION	METHOD	RESULT	UNITS	MDL	RL	DATE PROCESSED	DATE ANALYZED	BATCH ID
PCB128	NA	EPA 8270Cm	ND	ng/dry g	1	5	29-Sep-07	13-Oct-07	27221c-31041
PCB138	NA	EPA 8270Cm	J 3.4	ng/dry g	1	5	29-Sep-07	13-Oct-07	27221c-31041
PCB141	NA	EPA 8270Cm	ND	ng/dry g	1	5	29-Sep-07	13-Oct-07	27221c-31041
PCB149	NA	EPA 8270Cm	J 4.2	ng/dry g	1	5	29-Sep-07	13-Oct-07	27221c-31041
PCB151	NA	EPA 8270Cm	J 1	ng/dry g	1	5	29-Sep-07	13-Oct-07	27221c-31041
PCB153	NA	EPA 8270Cm	J 3.9	ng/dry g	1	5	29-Sep-07	13-Oct-07	27221c-31041
PCB156	NA	EPA 8270Cm	ND	ng/dry g	1	5	29-Sep-07	13-Oct-07	27221c-31041
PCB157	NA	EPA 8270Cm	ND	ng/dry g	1	5	29-Sep-07	13-Oct-07	27221c-31041
PCB158	NA	EPA 8270Cm	ND	ng/dry g	1	5	29-Sep-07	13-Oct-07	27221c-31041
PCB167	NA	EPA 8270Cm	ND	ng/dry g	1	5	29-Sep-07	13-Oct-07	27221c-31041
PCB168+132	NA	EPA 8270Cm	ND	ng/dry g	1	5	29-Sep-07	13-Oct-07	27221c-31041
PCB169	NA	EPA 8270Cm	ND	ng/dry g	1	5	29-Sep-07	13-Oct-07	27221c-31041
PCB170	NA	EPA 8270Cm	ND	ng/dry g	1	5	29-Sep-07	13-Oct-07	27221c-31041
PCB177	NA	EPA 8270Cm	J 2	ng/dry g	1	5	29-Sep-07	13-Oct-07	27221c-31041
PCB180	NA	EPA 8270Cm	J 4.1	ng/dry g	1	5	29-Sep-07	13-Oct-07	27221c-31041
PCB183	NA	EPA 8270Cm	ND	ng/dry g	1	5	29-Sep-07	13-Oct-07	27221c-31041
PCB187	NA	EPA 8270Cm	J 2.3	ng/dry g	1	5	29-Sep-07	13-Oct-07	27221c-31041
PCB189	NA	EPA 8270Cm	ND	ng/dry g	1	5	29-Sep-07	13-Oct-07	27221c-31041
PCB194	NA	EPA 8270Cm	J 3.8	ng/dry g	1	5	29-Sep-07	13-Oct-07	27221c-31041
PCB195	NA	EPA 8270Cm	ND	ng/dry g	1	5	29-Sep-07	13-Oct-07	27221c-31041
PCB200	NA	EPA 8270Cm	ND	ng/dry g	1	5	29-Sep-07	13-Oct-07	27221c-31041
PCB201	NA	EPA 8270Cm	ND	ng/dry g	1	5	29-Sep-07	13-Oct-07	27221c-31041
PCB206	NA	EPA 8270Cm	ND	ng/dry g	1	5	29-Sep-07	13-Oct-07	27221c-31041
PCB209	NA	EPA 8270Cm	ND	ng/dry g	1	5	29-Sep-07	13-Oct-07	27221c-31041
Total Detectable PCBs	NA	EPA 8270Cm	44.2	ng/dry g			29-Sep-07	13-Oct-07	27221c-31041

MDL= Method Detection Limit (CFR 40 Part 136); RL= Reporting Limit; J= Estimated Value below the RL and above the MDL; ND= Not Detected; NA= Not Applicable; MI = Matrix Interference

California ELAP Certificate # 2261

57264

R1

CRG Marine Laboratories, Inc.

2020 Del Amo Blvd., Suite 200, Torrance, CA 90501-1206 (310) 533-5190 FAX (310) 533-5003 crglabs@sbcglobal.net

PCB Congeners

Client: *Weston Solutions*

CRG Project ID: *27221c*

CRG ID#: 57265

Sample: E-4

Date Sampled: 19-Sep-07 08:45

Replicate #: R1

Description: LADPW MDR

Date Received: 19-Sep-07

DILUTION FACTOR: 1

Matrix: Sediment

CONSTITUENT	FRACTION	METHOD	RESULT	UNITS	MDL	RL	DATE PROCESSED	DATE ANALYZED	BATCH ID
PCB008	NA	EPA 8270Cm	ND	ng/dry g	1	5	29-Sep-07	13-Oct-07	27221c-31041
PCB018	NA	EPA 8270Cm	ND	ng/dry g	1	5	29-Sep-07	13-Oct-07	27221c-31041
PCB028	NA	EPA 8270Cm	ND	ng/dry g	1	5	29-Sep-07	13-Oct-07	27221c-31041
PCB031	NA	EPA 8270Cm	ND	ng/dry g	1	5	29-Sep-07	13-Oct-07	27221c-31041
PCB033	NA	EPA 8270Cm	ND	ng/dry g	1	5	29-Sep-07	13-Oct-07	27221c-31041
PCB037	NA	EPA 8270Cm	ND	ng/dry g	1	5	29-Sep-07	13-Oct-07	27221c-31041
PCB044	NA	EPA 8270Cm	J 1.5	ng/dry g	1	5	29-Sep-07	13-Oct-07	27221c-31041
PCB049	NA	EPA 8270Cm	ND	ng/dry g	1	5	29-Sep-07	13-Oct-07	27221c-31041
PCB052	NA	EPA 8270Cm	J 1	ng/dry g	1	5	29-Sep-07	13-Oct-07	27221c-31041
PCB066	NA	EPA 8270Cm	J 3.4	ng/dry g	1	5	29-Sep-07	13-Oct-07	27221c-31041
PCB070	NA	EPA 8270Cm	ND	ng/dry g	1	5	29-Sep-07	13-Oct-07	27221c-31041
PCB074	NA	EPA 8270Cm	ND	ng/dry g	1	5	29-Sep-07	13-Oct-07	27221c-31041
PCB077	NA	EPA 8270Cm	ND	ng/dry g	1	5	29-Sep-07	13-Oct-07	27221c-31041
PCB081	NA	EPA 8270Cm	ND	ng/dry g	1	5	29-Sep-07	13-Oct-07	27221c-31041
PCB087	NA	EPA 8270Cm	ND	ng/dry g	1	5	29-Sep-07	13-Oct-07	27221c-31041
PCB095	NA	EPA 8270Cm	J 2.8	ng/dry g	1	5	29-Sep-07	13-Oct-07	27221c-31041
PCB097	NA	EPA 8270Cm	ND	ng/dry g	1	5	29-Sep-07	13-Oct-07	27221c-31041
PCB099	NA	EPA 8270Cm	J 1.4	ng/dry g	1	5	29-Sep-07	13-Oct-07	27221c-31041
PCB101	NA	EPA 8270Cm	J 3.9	ng/dry g	1	5	29-Sep-07	13-Oct-07	27221c-31041
PCB105	NA	EPA 8270Cm	ND	ng/dry g	1	5	29-Sep-07	13-Oct-07	27221c-31041
PCB110	NA	EPA 8270Cm	J 2.6	ng/dry g	1	5	29-Sep-07	13-Oct-07	27221c-31041
PCB114	NA	EPA 8270Cm	ND	ng/dry g	1	5	29-Sep-07	13-Oct-07	27221c-31041
PCB118	NA	EPA 8270Cm	J 1.5	ng/dry g	1	5	29-Sep-07	13-Oct-07	27221c-31041
PCB119	NA	EPA 8270Cm	ND	ng/dry g	1	5	29-Sep-07	13-Oct-07	27221c-31041
PCB123	NA	EPA 8270Cm	ND	ng/dry g	1	5	29-Sep-07	13-Oct-07	27221c-31041
PCB126	NA	EPA 8270Cm	ND	ng/dry g	1	5	29-Sep-07	13-Oct-07	27221c-31041

MDL= Method Detection Limit (CFR 40 Part 136); RL= Reporting Limit; J= Estimated Value below the RL and above the MDL; ND= Not Detected; NA= Not Applicable; MI = Matrix Interference

California ELAP Certificate # 2261
57265 R1

CRG Marine Laboratories, Inc.

2020 Del Amo Blvd., Suite 200, Torrance, CA 90501-1206 (310) 533-5190 FAX (310) 533-5003 crglabs@sbcglobal.net

PCB Congeners

Client: *Weston Solutions*

CRG Project ID: *27221c*

CRG ID#: 57265

Sample: E-4

Date Sampled: 19-Sep-07 08:45

Replicate #: R1

Description: LADPW MDR

Date Received: 19-Sep-07

DILUTION FACTOR: 1

Matrix: Sediment

CONSTITUENT	FRACTION	METHOD	RESULT	UNITS	MDL	RL	DATE PROCESSED	DATE ANALYZED	BATCH ID
PCB128	NA	EPA 8270Cm	ND	ng/dry g	1	5	29-Sep-07	13-Oct-07	27221c-31041
PCB138	NA	EPA 8270Cm	J 2.2	ng/dry g	1	5	29-Sep-07	13-Oct-07	27221c-31041
PCB141	NA	EPA 8270Cm	ND	ng/dry g	1	5	29-Sep-07	13-Oct-07	27221c-31041
PCB149	NA	EPA 8270Cm	J 2.9	ng/dry g	1	5	29-Sep-07	13-Oct-07	27221c-31041
PCB151	NA	EPA 8270Cm	ND	ng/dry g	1	5	29-Sep-07	13-Oct-07	27221c-31041
PCB153	NA	EPA 8270Cm	ND	ng/dry g	1	5	29-Sep-07	13-Oct-07	27221c-31041
PCB156	NA	EPA 8270Cm	ND	ng/dry g	1	5	29-Sep-07	13-Oct-07	27221c-31041
PCB157	NA	EPA 8270Cm	ND	ng/dry g	1	5	29-Sep-07	13-Oct-07	27221c-31041
PCB158	NA	EPA 8270Cm	ND	ng/dry g	1	5	29-Sep-07	13-Oct-07	27221c-31041
PCB167	NA	EPA 8270Cm	ND	ng/dry g	1	5	29-Sep-07	13-Oct-07	27221c-31041
PCB168+132	NA	EPA 8270Cm	ND	ng/dry g	1	5	29-Sep-07	13-Oct-07	27221c-31041
PCB169	NA	EPA 8270Cm	ND	ng/dry g	1	5	29-Sep-07	13-Oct-07	27221c-31041
PCB170	NA	EPA 8270Cm	ND	ng/dry g	1	5	29-Sep-07	13-Oct-07	27221c-31041
PCB177	NA	EPA 8270Cm	ND	ng/dry g	1	5	29-Sep-07	13-Oct-07	27221c-31041
PCB180	NA	EPA 8270Cm	J 1.5	ng/dry g	1	5	29-Sep-07	13-Oct-07	27221c-31041
PCB183	NA	EPA 8270Cm	ND	ng/dry g	1	5	29-Sep-07	13-Oct-07	27221c-31041
PCB187	NA	EPA 8270Cm	J 1.9	ng/dry g	1	5	29-Sep-07	13-Oct-07	27221c-31041
PCB189	NA	EPA 8270Cm	ND	ng/dry g	1	5	29-Sep-07	13-Oct-07	27221c-31041
PCB194	NA	EPA 8270Cm	ND	ng/dry g	1	5	29-Sep-07	13-Oct-07	27221c-31041
PCB195	NA	EPA 8270Cm	ND	ng/dry g	1	5	29-Sep-07	13-Oct-07	27221c-31041
PCB200	NA	EPA 8270Cm	ND	ng/dry g	1	5	29-Sep-07	13-Oct-07	27221c-31041
PCB201	NA	EPA 8270Cm	ND	ng/dry g	1	5	29-Sep-07	13-Oct-07	27221c-31041
PCB206	NA	EPA 8270Cm	ND	ng/dry g	1	5	29-Sep-07	13-Oct-07	27221c-31041
PCB209	NA	EPA 8270Cm	ND	ng/dry g	1	5	29-Sep-07	13-Oct-07	27221c-31041
Total Detectable PCBs	NA	EPA 8270Cm	26.6	ng/dry g			29-Sep-07	13-Oct-07	27221c-31041

MDL= Method Detection Limit (CFR 40 Part 136); RL= Reporting Limit; J= Estimated Value below the RL and above the MDL; ND= Not Detected; NA= Not Applicable; MI = Matrix Interference

California ELAP Certificate # 2261
57265 R1

CRG Marine Laboratories, Inc.

2020 Del Amo Blvd., Suite 200, Torrance, CA 90501-1206 (310) 533-5190 FAX (310) 533-5003 crglabs@sbcglobal.net

PCB Congeners

Client: *Weston Solutions*

CRG Project ID: *27221c*

CRG ID#: 57266

Sample: D-3

Date Sampled: 19-Sep-07 09:45

Replicate #: R1

Description: LADPW MDR

Date Received: 19-Sep-07

DILUTION FACTOR: 1

Matrix: Sediment

CONSTITUENT	FRACTION	METHOD	RESULT	UNITS	MDL	RL	DATE PROCESSED	DATE ANALYZED	BATCH ID
PCB008	NA	EPA 8270Cm	ND	ng/dry g	1	5	29-Sep-07	13-Oct-07	27221c-31041
PCB018	NA	EPA 8270Cm	ND	ng/dry g	1	5	29-Sep-07	13-Oct-07	27221c-31041
PCB028	NA	EPA 8270Cm	ND	ng/dry g	1	5	29-Sep-07	13-Oct-07	27221c-31041
PCB031	NA	EPA 8270Cm	ND	ng/dry g	1	5	29-Sep-07	13-Oct-07	27221c-31041
PCB033	NA	EPA 8270Cm	ND	ng/dry g	1	5	29-Sep-07	13-Oct-07	27221c-31041
PCB037	NA	EPA 8270Cm	ND	ng/dry g	1	5	29-Sep-07	13-Oct-07	27221c-31041
PCB044	NA	EPA 8270Cm	ND	ng/dry g	1	5	29-Sep-07	13-Oct-07	27221c-31041
PCB049	NA	EPA 8270Cm	ND	ng/dry g	1	5	29-Sep-07	13-Oct-07	27221c-31041
PCB052	NA	EPA 8270Cm	ND	ng/dry g	1	5	29-Sep-07	13-Oct-07	27221c-31041
PCB066	NA	EPA 8270Cm	J 1	ng/dry g	1	5	29-Sep-07	13-Oct-07	27221c-31041
PCB070	NA	EPA 8270Cm	ND	ng/dry g	1	5	29-Sep-07	13-Oct-07	27221c-31041
PCB074	NA	EPA 8270Cm	J 1.4	ng/dry g	1	5	29-Sep-07	13-Oct-07	27221c-31041
PCB077	NA	EPA 8270Cm	ND	ng/dry g	1	5	29-Sep-07	13-Oct-07	27221c-31041
PCB081	NA	EPA 8270Cm	ND	ng/dry g	1	5	29-Sep-07	13-Oct-07	27221c-31041
PCB087	NA	EPA 8270Cm	ND	ng/dry g	1	5	29-Sep-07	13-Oct-07	27221c-31041
PCB095	NA	EPA 8270Cm	J 1.9	ng/dry g	1	5	29-Sep-07	13-Oct-07	27221c-31041
PCB097	NA	EPA 8270Cm	ND	ng/dry g	1	5	29-Sep-07	13-Oct-07	27221c-31041
PCB099	NA	EPA 8270Cm	J 1.1	ng/dry g	1	5	29-Sep-07	13-Oct-07	27221c-31041
PCB101	NA	EPA 8270Cm	J 3.7	ng/dry g	1	5	29-Sep-07	13-Oct-07	27221c-31041
PCB105	NA	EPA 8270Cm	ND	ng/dry g	1	5	29-Sep-07	13-Oct-07	27221c-31041
PCB110	NA	EPA 8270Cm	J 2.3	ng/dry g	1	5	29-Sep-07	13-Oct-07	27221c-31041
PCB114	NA	EPA 8270Cm	ND	ng/dry g	1	5	29-Sep-07	13-Oct-07	27221c-31041
PCB118	NA	EPA 8270Cm	J 4	ng/dry g	1	5	29-Sep-07	13-Oct-07	27221c-31041
PCB119	NA	EPA 8270Cm	ND	ng/dry g	1	5	29-Sep-07	13-Oct-07	27221c-31041
PCB123	NA	EPA 8270Cm	ND	ng/dry g	1	5	29-Sep-07	13-Oct-07	27221c-31041
PCB126	NA	EPA 8270Cm	ND	ng/dry g	1	5	29-Sep-07	13-Oct-07	27221c-31041

MDL= Method Detection Limit (CFR 40 Part 136); RL= Reporting Limit; J= Estimated Value below the RL and above the MDL; ND= Not Detected; NA= Not Applicable; MI = Matrix Interference

**California ELAP Certificate # 2261
57266 R1**

CRG Marine Laboratories, Inc.

2020 Del Amo Blvd., Suite 200, Torrance, CA 90501-1206 (310) 533-5190 FAX (310) 533-5003 crglabs@sbcglobal.net

PCB Congeners

Client: *Weston Solutions*

CRG Project ID: *27221c*

CRG ID#: 57266

Sample: D-3

Date Sampled: 19-Sep-07 09:45

Replicate #: R1

Description: LADPW MDR

Date Received: 19-Sep-07

DILUTION FACTOR: 1

Matrix: Sediment

CONSTITUENT	FRACTION	METHOD	RESULT	UNITS	MDL	RL	DATE PROCESSED	DATE ANALYZED	BATCH ID
PCB128	NA	EPA 8270Cm	ND	ng/dry g	1	5	29-Sep-07	13-Oct-07	27221c-31041
PCB138	NA	EPA 8270Cm	J 4.3	ng/dry g	1	5	29-Sep-07	13-Oct-07	27221c-31041
PCB141	NA	EPA 8270Cm	ND	ng/dry g	1	5	29-Sep-07	13-Oct-07	27221c-31041
PCB149	NA	EPA 8270Cm	J 3.2	ng/dry g	1	5	29-Sep-07	13-Oct-07	27221c-31041
PCB151	NA	EPA 8270Cm	J 1	ng/dry g	1	5	29-Sep-07	13-Oct-07	27221c-31041
PCB153	NA	EPA 8270Cm	J 3.1	ng/dry g	1	5	29-Sep-07	13-Oct-07	27221c-31041
PCB156	NA	EPA 8270Cm	ND	ng/dry g	1	5	29-Sep-07	13-Oct-07	27221c-31041
PCB157	NA	EPA 8270Cm	ND	ng/dry g	1	5	29-Sep-07	13-Oct-07	27221c-31041
PCB158	NA	EPA 8270Cm	ND	ng/dry g	1	5	29-Sep-07	13-Oct-07	27221c-31041
PCB167	NA	EPA 8270Cm	ND	ng/dry g	1	5	29-Sep-07	13-Oct-07	27221c-31041
PCB168+132	NA	EPA 8270Cm	ND	ng/dry g	1	5	29-Sep-07	13-Oct-07	27221c-31041
PCB169	NA	EPA 8270Cm	ND	ng/dry g	1	5	29-Sep-07	13-Oct-07	27221c-31041
PCB170	NA	EPA 8270Cm	ND	ng/dry g	1	5	29-Sep-07	13-Oct-07	27221c-31041
PCB177	NA	EPA 8270Cm	ND	ng/dry g	1	5	29-Sep-07	13-Oct-07	27221c-31041
PCB180	NA	EPA 8270Cm	ND	ng/dry g	1	5	29-Sep-07	13-Oct-07	27221c-31041
PCB183	NA	EPA 8270Cm	ND	ng/dry g	1	5	29-Sep-07	13-Oct-07	27221c-31041
PCB187	NA	EPA 8270Cm	J 2.6	ng/dry g	1	5	29-Sep-07	13-Oct-07	27221c-31041
PCB189	NA	EPA 8270Cm	ND	ng/dry g	1	5	29-Sep-07	13-Oct-07	27221c-31041
PCB194	NA	EPA 8270Cm	ND	ng/dry g	1	5	29-Sep-07	13-Oct-07	27221c-31041
PCB195	NA	EPA 8270Cm	ND	ng/dry g	1	5	29-Sep-07	13-Oct-07	27221c-31041
PCB200	NA	EPA 8270Cm	ND	ng/dry g	1	5	29-Sep-07	13-Oct-07	27221c-31041
PCB201	NA	EPA 8270Cm	ND	ng/dry g	1	5	29-Sep-07	13-Oct-07	27221c-31041
PCB206	NA	EPA 8270Cm	ND	ng/dry g	1	5	29-Sep-07	13-Oct-07	27221c-31041
PCB209	NA	EPA 8270Cm	ND	ng/dry g	1	5	29-Sep-07	13-Oct-07	27221c-31041
Total Detectable PCBs	NA	EPA 8270Cm	29.6	ng/dry g			29-Sep-07	13-Oct-07	27221c-31041

MDL= Method Detection Limit (CFR 40 Part 136); RL= Reporting Limit; J= Estimated Value below the RL and above the MDL; ND= Not Detected; NA= Not Applicable; MI = Matrix Interference

California ELAP Certificate # 2261
57266 R1

CRG Marine Laboratories, Inc.

2020 Del Amo Blvd., Suite 200, Torrance, CA 90501-1206 (310) 533-5190 FAX (310) 533-5003 crglabs@sbcglobal.net

PCB Congeners

Client: *Weston Solutions*

CRG Project ID: *27221c*

CRG ID#: 57267

Sample: D-2

Date Sampled: 19-Sep-07 10:15

Replicate #: R1

Description: LADPW MDR

Date Received: 19-Sep-07

DILUTION FACTOR: 1

Matrix: Sediment

CONSTITUENT	FRACTION	METHOD	RESULT	UNITS	MDL	RL	DATE PROCESSED	DATE ANALYZED	BATCH ID
PCB008	NA	EPA 8270Cm	ND	ng/dry g	1	5	29-Sep-07	13-Oct-07	27221c-31041
PCB018	NA	EPA 8270Cm	ND	ng/dry g	1	5	29-Sep-07	13-Oct-07	27221c-31041
PCB028	NA	EPA 8270Cm	ND	ng/dry g	1	5	29-Sep-07	13-Oct-07	27221c-31041
PCB031	NA	EPA 8270Cm	ND	ng/dry g	1	5	29-Sep-07	13-Oct-07	27221c-31041
PCB033	NA	EPA 8270Cm	ND	ng/dry g	1	5	29-Sep-07	13-Oct-07	27221c-31041
PCB037	NA	EPA 8270Cm	ND	ng/dry g	1	5	29-Sep-07	13-Oct-07	27221c-31041
PCB044	NA	EPA 8270Cm	ND	ng/dry g	1	5	29-Sep-07	13-Oct-07	27221c-31041
PCB049	NA	EPA 8270Cm	ND	ng/dry g	1	5	29-Sep-07	13-Oct-07	27221c-31041
PCB052	NA	EPA 8270Cm	J 2.5	ng/dry g	1	5	29-Sep-07	13-Oct-07	27221c-31041
PCB066	NA	EPA 8270Cm	J 2.6	ng/dry g	1	5	29-Sep-07	13-Oct-07	27221c-31041
PCB070	NA	EPA 8270Cm	J 2.4	ng/dry g	1	5	29-Sep-07	13-Oct-07	27221c-31041
PCB074	NA	EPA 8270Cm	ND	ng/dry g	1	5	29-Sep-07	13-Oct-07	27221c-31041
PCB077	NA	EPA 8270Cm	ND	ng/dry g	1	5	29-Sep-07	13-Oct-07	27221c-31041
PCB081	NA	EPA 8270Cm	ND	ng/dry g	1	5	29-Sep-07	13-Oct-07	27221c-31041
PCB087	NA	EPA 8270Cm	ND	ng/dry g	1	5	29-Sep-07	13-Oct-07	27221c-31041
PCB095	NA	EPA 8270Cm	J 2.2	ng/dry g	1	5	29-Sep-07	13-Oct-07	27221c-31041
PCB097	NA	EPA 8270Cm	ND	ng/dry g	1	5	29-Sep-07	13-Oct-07	27221c-31041
PCB099	NA	EPA 8270Cm	J 3	ng/dry g	1	5	29-Sep-07	13-Oct-07	27221c-31041
PCB101	NA	EPA 8270Cm	J 3.8	ng/dry g	1	5	29-Sep-07	13-Oct-07	27221c-31041
PCB105	NA	EPA 8270Cm	ND	ng/dry g	1	5	29-Sep-07	13-Oct-07	27221c-31041
PCB110	NA	EPA 8270Cm	J 2.5	ng/dry g	1	5	29-Sep-07	13-Oct-07	27221c-31041
PCB114	NA	EPA 8270Cm	ND	ng/dry g	1	5	29-Sep-07	13-Oct-07	27221c-31041
PCB118	NA	EPA 8270Cm	J 4.9	ng/dry g	1	5	29-Sep-07	13-Oct-07	27221c-31041
PCB119	NA	EPA 8270Cm	ND	ng/dry g	1	5	29-Sep-07	13-Oct-07	27221c-31041
PCB123	NA	EPA 8270Cm	ND	ng/dry g	1	5	29-Sep-07	13-Oct-07	27221c-31041
PCB126	NA	EPA 8270Cm	ND	ng/dry g	1	5	29-Sep-07	13-Oct-07	27221c-31041

MDL= Method Detection Limit (CFR 40 Part 136); RL= Reporting Limit; J= Estimated Value below the RL and above the MDL; ND= Not Detected; NA= Not Applicable; MI = Matrix Interference

California ELAP Certificate # 2261
57267 R1

CRG Marine Laboratories, Inc.

2020 Del Amo Blvd., Suite 200, Torrance, CA 90501-1206 (310) 533-5190 FAX (310) 533-5003 crglabs@sbcglobal.net

PCB Congeners

Client: *Weston Solutions*

CRG Project ID: *27221c*

CRG ID#: 57267

Sample: D-2

Date Sampled: 19-Sep-07 10:15

Replicate #: R1

Description: LADPW MDR

Date Received: 19-Sep-07

DILUTION FACTOR: 1

Matrix: Sediment

CONSTITUENT	FRACTION	METHOD	RESULT	UNITS	MDL	RL	DATE PROCESSED	DATE ANALYZED	BATCH ID
PCB128	NA	EPA 8270Cm	ND	ng/dry g	1	5	29-Sep-07	13-Oct-07	27221c-31041
PCB138	NA	EPA 8270Cm	9.3	ng/dry g	1	5	29-Sep-07	13-Oct-07	27221c-31041
PCB141	NA	EPA 8270Cm	ND	ng/dry g	1	5	29-Sep-07	13-Oct-07	27221c-31041
PCB149	NA	EPA 8270Cm	J 4.3	ng/dry g	1	5	29-Sep-07	13-Oct-07	27221c-31041
PCB151	NA	EPA 8270Cm	J 1.4	ng/dry g	1	5	29-Sep-07	13-Oct-07	27221c-31041
PCB153	NA	EPA 8270Cm	J 4.6	ng/dry g	1	5	29-Sep-07	13-Oct-07	27221c-31041
PCB156	NA	EPA 8270Cm	ND	ng/dry g	1	5	29-Sep-07	13-Oct-07	27221c-31041
PCB157	NA	EPA 8270Cm	ND	ng/dry g	1	5	29-Sep-07	13-Oct-07	27221c-31041
PCB158	NA	EPA 8270Cm	5.4	ng/dry g	1	5	29-Sep-07	13-Oct-07	27221c-31041
PCB167	NA	EPA 8270Cm	ND	ng/dry g	1	5	29-Sep-07	13-Oct-07	27221c-31041
PCB168+132	NA	EPA 8270Cm	J 1.2	ng/dry g	1	5	29-Sep-07	13-Oct-07	27221c-31041
PCB169	NA	EPA 8270Cm	ND	ng/dry g	1	5	29-Sep-07	13-Oct-07	27221c-31041
PCB170	NA	EPA 8270Cm	ND	ng/dry g	1	5	29-Sep-07	13-Oct-07	27221c-31041
PCB177	NA	EPA 8270Cm	ND	ng/dry g	1	5	29-Sep-07	13-Oct-07	27221c-31041
PCB180	NA	EPA 8270Cm	5.9	ng/dry g	1	5	29-Sep-07	13-Oct-07	27221c-31041
PCB183	NA	EPA 8270Cm	ND	ng/dry g	1	5	29-Sep-07	13-Oct-07	27221c-31041
PCB187	NA	EPA 8270Cm	J 2.4	ng/dry g	1	5	29-Sep-07	13-Oct-07	27221c-31041
PCB189	NA	EPA 8270Cm	ND	ng/dry g	1	5	29-Sep-07	13-Oct-07	27221c-31041
PCB194	NA	EPA 8270Cm	ND	ng/dry g	1	5	29-Sep-07	13-Oct-07	27221c-31041
PCB195	NA	EPA 8270Cm	ND	ng/dry g	1	5	29-Sep-07	13-Oct-07	27221c-31041
PCB200	NA	EPA 8270Cm	ND	ng/dry g	1	5	29-Sep-07	13-Oct-07	27221c-31041
PCB201	NA	EPA 8270Cm	ND	ng/dry g	1	5	29-Sep-07	13-Oct-07	27221c-31041
PCB206	NA	EPA 8270Cm	ND	ng/dry g	1	5	29-Sep-07	13-Oct-07	27221c-31041
PCB209	NA	EPA 8270Cm	ND	ng/dry g	1	5	29-Sep-07	13-Oct-07	27221c-31041
Total Detectable PCBs	NA	EPA 8270Cm	58.4	ng/dry g			29-Sep-07	13-Oct-07	27221c-31041

MDL= Method Detection Limit (CFR 40 Part 136); RL= Reporting Limit; J= Estimated Value below the RL and above the MDL; ND= Not Detected; NA= Not Applicable; MI = Matrix Interference

California ELAP Certificate # 2261
57267 R1

CRG Marine Laboratories, Inc.

2020 Del Amo Blvd., Suite 200, Torrance, CA 90501-1206 (310) 533-5190 FAX (310) 533-5003 crglabs@sbcglobal.net

PCB Congeners

Client: *Weston Solutions*

CRG Project ID: *27221c*

CRG ID#: 57268 **Sample:** E-1 **Location:** BOTTOM **Date Sampled:** 18-Sep-07 14:00
Replicate #: R1 **Description:** LADPW MDR **Date Received:** 19-Sep-07
DILUTION FACTOR: 1 **Matrix:** Sediment

CONSTITUENT	FRACTION	METHOD	RESULT	UNITS	MDL	RL	DATE PROCESSED	DATE ANALYZED	BATCH ID
PCB008	NA	EPA 8270Cm	ND	ng/dry g	1	5	29-Sep-07	13-Oct-07	27221c-31041
PCB018	NA	EPA 8270Cm	ND	ng/dry g	1	5	29-Sep-07	13-Oct-07	27221c-31041
PCB028	NA	EPA 8270Cm	ND	ng/dry g	1	5	29-Sep-07	13-Oct-07	27221c-31041
PCB031	NA	EPA 8270Cm	ND	ng/dry g	1	5	29-Sep-07	13-Oct-07	27221c-31041
PCB033	NA	EPA 8270Cm	ND	ng/dry g	1	5	29-Sep-07	13-Oct-07	27221c-31041
PCB037	NA	EPA 8270Cm	ND	ng/dry g	1	5	29-Sep-07	13-Oct-07	27221c-31041
PCB044	NA	EPA 8270Cm	ND	ng/dry g	1	5	29-Sep-07	13-Oct-07	27221c-31041
PCB049	NA	EPA 8270Cm	ND	ng/dry g	1	5	29-Sep-07	13-Oct-07	27221c-31041
PCB052	NA	EPA 8270Cm	ND	ng/dry g	1	5	29-Sep-07	13-Oct-07	27221c-31041
PCB066	NA	EPA 8270Cm	ND	ng/dry g	1	5	29-Sep-07	13-Oct-07	27221c-31041
PCB070	NA	EPA 8270Cm	ND	ng/dry g	1	5	29-Sep-07	13-Oct-07	27221c-31041
PCB074	NA	EPA 8270Cm	ND	ng/dry g	1	5	29-Sep-07	13-Oct-07	27221c-31041
PCB077	NA	EPA 8270Cm	ND	ng/dry g	1	5	29-Sep-07	13-Oct-07	27221c-31041
PCB081	NA	EPA 8270Cm	ND	ng/dry g	1	5	29-Sep-07	13-Oct-07	27221c-31041
PCB087	NA	EPA 8270Cm	ND	ng/dry g	1	5	29-Sep-07	13-Oct-07	27221c-31041
PCB095	NA	EPA 8270Cm	ND	ng/dry g	1	5	29-Sep-07	13-Oct-07	27221c-31041
PCB097	NA	EPA 8270Cm	ND	ng/dry g	1	5	29-Sep-07	13-Oct-07	27221c-31041
PCB099	NA	EPA 8270Cm	ND	ng/dry g	1	5	29-Sep-07	13-Oct-07	27221c-31041
PCB101	NA	EPA 8270Cm	ND	ng/dry g	1	5	29-Sep-07	13-Oct-07	27221c-31041
PCB105	NA	EPA 8270Cm	ND	ng/dry g	1	5	29-Sep-07	13-Oct-07	27221c-31041
PCB110	NA	EPA 8270Cm	ND	ng/dry g	1	5	29-Sep-07	13-Oct-07	27221c-31041
PCB114	NA	EPA 8270Cm	ND	ng/dry g	1	5	29-Sep-07	13-Oct-07	27221c-31041
PCB118	NA	EPA 8270Cm	ND	ng/dry g	1	5	29-Sep-07	13-Oct-07	27221c-31041
PCB119	NA	EPA 8270Cm	ND	ng/dry g	1	5	29-Sep-07	13-Oct-07	27221c-31041
PCB123	NA	EPA 8270Cm	ND	ng/dry g	1	5	29-Sep-07	13-Oct-07	27221c-31041
PCB126	NA	EPA 8270Cm	ND	ng/dry g	1	5	29-Sep-07	13-Oct-07	27221c-31041

MDL= Method Detection Limit (CFR 40 Part 136); RL= Reporting Limit; J= Estimated Value below the RL and above the MDL; ND= Not Detected; NA= Not Applicable; MI = Matrix Interference

California ELAP Certificate # 2261
57268 R1

CRG Marine Laboratories, Inc.

2020 Del Amo Blvd., Suite 200, Torrance, CA 90501-1206 (310) 533-5190 FAX (310) 533-5003 crglabs@sbcglobal.net

PCB Congeners

Client: *Weston Solutions*

CRG Project ID: *27221c*

CRG ID#: 57268	Sample: E-1	Location: BOTTOM	Date Sampled: 18-Sep-07 14:00
Replicate #: R1	Description: LADPW MDR		Date Received: 19-Sep-07
DILUTION FACTOR: 1	Matrix: Sediment		

CONSTITUENT	FRACTION	METHOD	RESULT	UNITS	MDL	RL	DATE PROCESSED	DATE ANALYZED	BATCH ID
PCB128	NA	EPA 8270Cm	ND	ng/dry g	1	5	29-Sep-07	13-Oct-07	27221c-31041
PCB138	NA	EPA 8270Cm	ND	ng/dry g	1	5	29-Sep-07	13-Oct-07	27221c-31041
PCB141	NA	EPA 8270Cm	ND	ng/dry g	1	5	29-Sep-07	13-Oct-07	27221c-31041
PCB149	NA	EPA 8270Cm	ND	ng/dry g	1	5	29-Sep-07	13-Oct-07	27221c-31041
PCB151	NA	EPA 8270Cm	ND	ng/dry g	1	5	29-Sep-07	13-Oct-07	27221c-31041
PCB153	NA	EPA 8270Cm	ND	ng/dry g	1	5	29-Sep-07	13-Oct-07	27221c-31041
PCB156	NA	EPA 8270Cm	ND	ng/dry g	1	5	29-Sep-07	13-Oct-07	27221c-31041
PCB157	NA	EPA 8270Cm	ND	ng/dry g	1	5	29-Sep-07	13-Oct-07	27221c-31041
PCB158	NA	EPA 8270Cm	ND	ng/dry g	1	5	29-Sep-07	13-Oct-07	27221c-31041
PCB167	NA	EPA 8270Cm	ND	ng/dry g	1	5	29-Sep-07	13-Oct-07	27221c-31041
PCB168+132	NA	EPA 8270Cm	ND	ng/dry g	1	5	29-Sep-07	13-Oct-07	27221c-31041
PCB169	NA	EPA 8270Cm	ND	ng/dry g	1	5	29-Sep-07	13-Oct-07	27221c-31041
PCB170	NA	EPA 8270Cm	ND	ng/dry g	1	5	29-Sep-07	13-Oct-07	27221c-31041
PCB177	NA	EPA 8270Cm	ND	ng/dry g	1	5	29-Sep-07	13-Oct-07	27221c-31041
PCB180	NA	EPA 8270Cm	ND	ng/dry g	1	5	29-Sep-07	13-Oct-07	27221c-31041
PCB183	NA	EPA 8270Cm	ND	ng/dry g	1	5	29-Sep-07	13-Oct-07	27221c-31041
PCB187	NA	EPA 8270Cm	ND	ng/dry g	1	5	29-Sep-07	13-Oct-07	27221c-31041
PCB189	NA	EPA 8270Cm	ND	ng/dry g	1	5	29-Sep-07	13-Oct-07	27221c-31041
PCB194	NA	EPA 8270Cm	ND	ng/dry g	1	5	29-Sep-07	13-Oct-07	27221c-31041
PCB195	NA	EPA 8270Cm	ND	ng/dry g	1	5	29-Sep-07	13-Oct-07	27221c-31041
PCB200	NA	EPA 8270Cm	ND	ng/dry g	1	5	29-Sep-07	13-Oct-07	27221c-31041
PCB201	NA	EPA 8270Cm	ND	ng/dry g	1	5	29-Sep-07	13-Oct-07	27221c-31041
PCB206	NA	EPA 8270Cm	ND	ng/dry g	1	5	29-Sep-07	13-Oct-07	27221c-31041
PCB209	NA	EPA 8270Cm	ND	ng/dry g	1	5	29-Sep-07	13-Oct-07	27221c-31041
Total Detectable PCBs	NA	EPA 8270Cm	0	ng/dry g			29-Sep-07	13-Oct-07	27221c-31041

MDL= Method Detection Limit (CFR 40 Part 136); RL= Reporting Limit; J= Estimated Value below the RL and above the MDL; ND= Not Detected; NA= Not Applicable; MI = Matrix Interference

California ELAP Certificate # 2261
57268 R1

CRG Marine Laboratories, Inc.

2020 Del Amo Blvd., Suite 200, Torrance, CA 90501-1206 (310) 533-5190 FAX (310) 533-5003 crglabs@sbcglobal.net

PCB Congeners

Client: *Weston Solutions*

CRG Project ID: *27221c*

CRG ID#: 57269	Sample: E-3	TOP	Date Sampled: 18-Sep-07 16:00
Replicate #: R1	Description: LADPW MDR		Date Received: 19-Sep-07
DILUTION FACTOR: 1	Matrix: Sediment		

CONSTITUENT	FRACTION	METHOD	RESULT	UNITS	MDL	RL	DATE PROCESSED	DATE ANALYZED	BATCH ID
PCB008	NA	EPA 8270Cm	ND	ng/dry g	1	5	29-Sep-07	13-Oct-07	27221c-31041
PCB018	NA	EPA 8270Cm	ND	ng/dry g	1	5	29-Sep-07	13-Oct-07	27221c-31041
PCB028	NA	EPA 8270Cm	ND	ng/dry g	1	5	29-Sep-07	13-Oct-07	27221c-31041
PCB031	NA	EPA 8270Cm	ND	ng/dry g	1	5	29-Sep-07	13-Oct-07	27221c-31041
PCB033	NA	EPA 8270Cm	ND	ng/dry g	1	5	29-Sep-07	13-Oct-07	27221c-31041
PCB037	NA	EPA 8270Cm	ND	ng/dry g	1	5	29-Sep-07	13-Oct-07	27221c-31041
PCB044	NA	EPA 8270Cm	ND	ng/dry g	1	5	29-Sep-07	13-Oct-07	27221c-31041
PCB049	NA	EPA 8270Cm	ND	ng/dry g	1	5	29-Sep-07	13-Oct-07	27221c-31041
PCB052	NA	EPA 8270Cm	ND	ng/dry g	1	5	29-Sep-07	13-Oct-07	27221c-31041
PCB066	NA	EPA 8270Cm	J 2	ng/dry g	1	5	29-Sep-07	13-Oct-07	27221c-31041
PCB070	NA	EPA 8270Cm	ND	ng/dry g	1	5	29-Sep-07	13-Oct-07	27221c-31041
PCB074	NA	EPA 8270Cm	ND	ng/dry g	1	5	29-Sep-07	13-Oct-07	27221c-31041
PCB077	NA	EPA 8270Cm	ND	ng/dry g	1	5	29-Sep-07	13-Oct-07	27221c-31041
PCB081	NA	EPA 8270Cm	ND	ng/dry g	1	5	29-Sep-07	13-Oct-07	27221c-31041
PCB087	NA	EPA 8270Cm	ND	ng/dry g	1	5	29-Sep-07	13-Oct-07	27221c-31041
PCB095	NA	EPA 8270Cm	J 2.2	ng/dry g	1	5	29-Sep-07	13-Oct-07	27221c-31041
PCB097	NA	EPA 8270Cm	ND	ng/dry g	1	5	29-Sep-07	13-Oct-07	27221c-31041
PCB099	NA	EPA 8270Cm	J 1.3	ng/dry g	1	5	29-Sep-07	13-Oct-07	27221c-31041
PCB101	NA	EPA 8270Cm	J 2.3	ng/dry g	1	5	29-Sep-07	13-Oct-07	27221c-31041
PCB105	NA	EPA 8270Cm	ND	ng/dry g	1	5	29-Sep-07	13-Oct-07	27221c-31041
PCB110	NA	EPA 8270Cm	J 3.1	ng/dry g	1	5	29-Sep-07	13-Oct-07	27221c-31041
PCB114	NA	EPA 8270Cm	ND	ng/dry g	1	5	29-Sep-07	13-Oct-07	27221c-31041
PCB118	NA	EPA 8270Cm	ND	ng/dry g	1	5	29-Sep-07	13-Oct-07	27221c-31041
PCB119	NA	EPA 8270Cm	ND	ng/dry g	1	5	29-Sep-07	13-Oct-07	27221c-31041
PCB123	NA	EPA 8270Cm	ND	ng/dry g	1	5	29-Sep-07	13-Oct-07	27221c-31041
PCB126	NA	EPA 8270Cm	ND	ng/dry g	1	5	29-Sep-07	13-Oct-07	27221c-31041

MDL= Method Detection Limit (CFR 40 Part 136); RL= Reporting Limit; J= Estimated Value below the RL and above the MDL; ND= Not Detected; NA= Not Applicable; MI = Matrix Interference

California ELAP Certificate # 2261
57269 R1

CRG Marine Laboratories, Inc.

2020 Del Amo Blvd., Suite 200, Torrance, CA 90501-1206 (310) 533-5190 FAX (310) 533-5003 crglabs@sbcglobal.net

PCB Congeners

Client: *Weston Solutions*

CRG Project ID: *27221c*

CRG ID#: 57269

Sample: E-3 TOP

Date Sampled: 18-Sep-07 16:00

Replicate #: R1

Description: LADPW MDR

Date Received: 19-Sep-07

DILUTION FACTOR: 1

Matrix: Sediment

CONSTITUENT	FRACTION	METHOD	RESULT	UNITS	MDL	RL	DATE PROCESSED	DATE ANALYZED	BATCH ID
PCB128	NA	EPA 8270Cm	ND	ng/dry g	1	5	29-Sep-07	13-Oct-07	27221c-31041
PCB138	NA	EPA 8270Cm	J 2.9	ng/dry g	1	5	29-Sep-07	13-Oct-07	27221c-31041
PCB141	NA	EPA 8270Cm	ND	ng/dry g	1	5	29-Sep-07	13-Oct-07	27221c-31041
PCB149	NA	EPA 8270Cm	J 2.6	ng/dry g	1	5	29-Sep-07	13-Oct-07	27221c-31041
PCB151	NA	EPA 8270Cm	ND	ng/dry g	1	5	29-Sep-07	13-Oct-07	27221c-31041
PCB153	NA	EPA 8270Cm	J 1.1	ng/dry g	1	5	29-Sep-07	13-Oct-07	27221c-31041
PCB156	NA	EPA 8270Cm	ND	ng/dry g	1	5	29-Sep-07	13-Oct-07	27221c-31041
PCB157	NA	EPA 8270Cm	ND	ng/dry g	1	5	29-Sep-07	13-Oct-07	27221c-31041
PCB158	NA	EPA 8270Cm	ND	ng/dry g	1	5	29-Sep-07	13-Oct-07	27221c-31041
PCB167	NA	EPA 8270Cm	ND	ng/dry g	1	5	29-Sep-07	13-Oct-07	27221c-31041
PCB168+132	NA	EPA 8270Cm	ND	ng/dry g	1	5	29-Sep-07	13-Oct-07	27221c-31041
PCB169	NA	EPA 8270Cm	J 3.4	ng/dry g	1	5	29-Sep-07	13-Oct-07	27221c-31041
PCB170	NA	EPA 8270Cm	ND	ng/dry g	1	5	29-Sep-07	13-Oct-07	27221c-31041
PCB177	NA	EPA 8270Cm	ND	ng/dry g	1	5	29-Sep-07	13-Oct-07	27221c-31041
PCB180	NA	EPA 8270Cm	ND	ng/dry g	1	5	29-Sep-07	13-Oct-07	27221c-31041
PCB183	NA	EPA 8270Cm	ND	ng/dry g	1	5	29-Sep-07	13-Oct-07	27221c-31041
PCB187	NA	EPA 8270Cm	J 1.1	ng/dry g	1	5	29-Sep-07	13-Oct-07	27221c-31041
PCB189	NA	EPA 8270Cm	ND	ng/dry g	1	5	29-Sep-07	13-Oct-07	27221c-31041
PCB194	NA	EPA 8270Cm	ND	ng/dry g	1	5	29-Sep-07	13-Oct-07	27221c-31041
PCB195	NA	EPA 8270Cm	ND	ng/dry g	1	5	29-Sep-07	13-Oct-07	27221c-31041
PCB200	NA	EPA 8270Cm	ND	ng/dry g	1	5	29-Sep-07	13-Oct-07	27221c-31041
PCB201	NA	EPA 8270Cm	ND	ng/dry g	1	5	29-Sep-07	13-Oct-07	27221c-31041
PCB206	NA	EPA 8270Cm	ND	ng/dry g	1	5	29-Sep-07	13-Oct-07	27221c-31041
PCB209	NA	EPA 8270Cm	ND	ng/dry g	1	5	29-Sep-07	13-Oct-07	27221c-31041
Total Detectable PCBs	NA	EPA 8270Cm	22	ng/dry g			29-Sep-07	13-Oct-07	27221c-31041

MDL= Method Detection Limit (CFR 40 Part 136); RL= Reporting Limit; J= Estimated Value below the RL and above the MDL; ND= Not Detected; NA= Not Applicable; MI = Matrix Interference

California ELAP Certificate # 2261
57269 R1

CRG Marine Laboratories, Inc.

2020 Del Amo Blvd., Suite 200, Torrance, CA 90501-1206 (310) 533-5190 FAX (310) 533-5003 crglabs@sbcglobal.net

PCB Congeners

Client: *Weston Solutions*

CRG Project ID: *27221c*

CRG ID#: 57270

Sample: E-1 TOP

Date Sampled: 18-Sep-07 14:00

Replicate #: R1

Description: LADPW MDR

Date Received: 19-Sep-07

DILUTION FACTOR: 1

Matrix: Sediment

CONSTITUENT	FRACTION	METHOD	RESULT	UNITS	MDL	RL	DATE PROCESSED	DATE ANALYZED	BATCH ID
PCB008	NA	EPA 8270Cm	ND	ng/dry g	1	5	29-Sep-07	13-Oct-07	27221c-31041
PCB018	NA	EPA 8270Cm	ND	ng/dry g	1	5	29-Sep-07	13-Oct-07	27221c-31041
PCB028	NA	EPA 8270Cm	ND	ng/dry g	1	5	29-Sep-07	13-Oct-07	27221c-31041
PCB031	NA	EPA 8270Cm	ND	ng/dry g	1	5	29-Sep-07	13-Oct-07	27221c-31041
PCB033	NA	EPA 8270Cm	ND	ng/dry g	1	5	29-Sep-07	13-Oct-07	27221c-31041
PCB037	NA	EPA 8270Cm	ND	ng/dry g	1	5	29-Sep-07	13-Oct-07	27221c-31041
PCB044	NA	EPA 8270Cm	ND	ng/dry g	1	5	29-Sep-07	13-Oct-07	27221c-31041
PCB049	NA	EPA 8270Cm	ND	ng/dry g	1	5	29-Sep-07	13-Oct-07	27221c-31041
PCB052	NA	EPA 8270Cm	ND	ng/dry g	1	5	29-Sep-07	13-Oct-07	27221c-31041
PCB066	NA	EPA 8270Cm	ND	ng/dry g	1	5	29-Sep-07	13-Oct-07	27221c-31041
PCB070	NA	EPA 8270Cm	ND	ng/dry g	1	5	29-Sep-07	13-Oct-07	27221c-31041
PCB074	NA	EPA 8270Cm	ND	ng/dry g	1	5	29-Sep-07	13-Oct-07	27221c-31041
PCB077	NA	EPA 8270Cm	ND	ng/dry g	1	5	29-Sep-07	13-Oct-07	27221c-31041
PCB081	NA	EPA 8270Cm	ND	ng/dry g	1	5	29-Sep-07	13-Oct-07	27221c-31041
PCB087	NA	EPA 8270Cm	ND	ng/dry g	1	5	29-Sep-07	13-Oct-07	27221c-31041
PCB095	NA	EPA 8270Cm	ND	ng/dry g	1	5	29-Sep-07	13-Oct-07	27221c-31041
PCB097	NA	EPA 8270Cm	ND	ng/dry g	1	5	29-Sep-07	13-Oct-07	27221c-31041
PCB099	NA	EPA 8270Cm	ND	ng/dry g	1	5	29-Sep-07	13-Oct-07	27221c-31041
PCB101	NA	EPA 8270Cm	ND	ng/dry g	1	5	29-Sep-07	13-Oct-07	27221c-31041
PCB105	NA	EPA 8270Cm	ND	ng/dry g	1	5	29-Sep-07	13-Oct-07	27221c-31041
PCB110	NA	EPA 8270Cm	ND	ng/dry g	1	5	29-Sep-07	13-Oct-07	27221c-31041
PCB114	NA	EPA 8270Cm	ND	ng/dry g	1	5	29-Sep-07	13-Oct-07	27221c-31041
PCB118	NA	EPA 8270Cm	ND	ng/dry g	1	5	29-Sep-07	13-Oct-07	27221c-31041
PCB119	NA	EPA 8270Cm	ND	ng/dry g	1	5	29-Sep-07	13-Oct-07	27221c-31041
PCB123	NA	EPA 8270Cm	ND	ng/dry g	1	5	29-Sep-07	13-Oct-07	27221c-31041
PCB126	NA	EPA 8270Cm	ND	ng/dry g	1	5	29-Sep-07	13-Oct-07	27221c-31041

MDL= Method Detection Limit (CFR 40 Part 136); RL= Reporting Limit; J= Estimated Value below the RL and above the MDL; ND= Not Detected; NA= Not Applicable; MI = Matrix Interference

California ELAP Certificate # 2261

57270

R1

CRG Marine Laboratories, Inc.

2020 Del Amo Blvd., Suite 200, Torrance, CA 90501-1206 (310) 533-5190 FAX (310) 533-5003 crglabs@sbcglobal.net

PCB Congeners

Client: *Weston Solutions*

CRG Project ID: *27221c*

CRG ID#: 57270	Sample: E-1	TOP	Date Sampled: 18-Sep-07 14:00
Replicate #: R1	Description: LADPW MDR		Date Received: 19-Sep-07
DILUTION FACTOR: 1	Matrix: Sediment		

CONSTITUENT	FRACTION	METHOD	RESULT	UNITS	MDL	RL	DATE PROCESSED	DATE ANALYZED	BATCH ID
PCB128	NA	EPA 8270Cm	ND	ng/dry g	1	5	29-Sep-07	13-Oct-07	27221c-31041
PCB138	NA	EPA 8270Cm	ND	ng/dry g	1	5	29-Sep-07	13-Oct-07	27221c-31041
PCB141	NA	EPA 8270Cm	ND	ng/dry g	1	5	29-Sep-07	13-Oct-07	27221c-31041
PCB149	NA	EPA 8270Cm	ND	ng/dry g	1	5	29-Sep-07	13-Oct-07	27221c-31041
PCB151	NA	EPA 8270Cm	ND	ng/dry g	1	5	29-Sep-07	13-Oct-07	27221c-31041
PCB153	NA	EPA 8270Cm	ND	ng/dry g	1	5	29-Sep-07	13-Oct-07	27221c-31041
PCB156	NA	EPA 8270Cm	ND	ng/dry g	1	5	29-Sep-07	13-Oct-07	27221c-31041
PCB157	NA	EPA 8270Cm	ND	ng/dry g	1	5	29-Sep-07	13-Oct-07	27221c-31041
PCB158	NA	EPA 8270Cm	ND	ng/dry g	1	5	29-Sep-07	13-Oct-07	27221c-31041
PCB167	NA	EPA 8270Cm	ND	ng/dry g	1	5	29-Sep-07	13-Oct-07	27221c-31041
PCB168+132	NA	EPA 8270Cm	ND	ng/dry g	1	5	29-Sep-07	13-Oct-07	27221c-31041
PCB169	NA	EPA 8270Cm	ND	ng/dry g	1	5	29-Sep-07	13-Oct-07	27221c-31041
PCB170	NA	EPA 8270Cm	ND	ng/dry g	1	5	29-Sep-07	13-Oct-07	27221c-31041
PCB177	NA	EPA 8270Cm	ND	ng/dry g	1	5	29-Sep-07	13-Oct-07	27221c-31041
PCB180	NA	EPA 8270Cm	ND	ng/dry g	1	5	29-Sep-07	13-Oct-07	27221c-31041
PCB183	NA	EPA 8270Cm	ND	ng/dry g	1	5	29-Sep-07	13-Oct-07	27221c-31041
PCB187	NA	EPA 8270Cm	ND	ng/dry g	1	5	29-Sep-07	13-Oct-07	27221c-31041
PCB189	NA	EPA 8270Cm	J 1.3	ng/dry g	1	5	29-Sep-07	13-Oct-07	27221c-31041
PCB194	NA	EPA 8270Cm	ND	ng/dry g	1	5	29-Sep-07	13-Oct-07	27221c-31041
PCB195	NA	EPA 8270Cm	ND	ng/dry g	1	5	29-Sep-07	13-Oct-07	27221c-31041
PCB200	NA	EPA 8270Cm	ND	ng/dry g	1	5	29-Sep-07	13-Oct-07	27221c-31041
PCB201	NA	EPA 8270Cm	ND	ng/dry g	1	5	29-Sep-07	13-Oct-07	27221c-31041
PCB206	NA	EPA 8270Cm	ND	ng/dry g	1	5	29-Sep-07	13-Oct-07	27221c-31041
PCB209	NA	EPA 8270Cm	ND	ng/dry g	1	5	29-Sep-07	13-Oct-07	27221c-31041
Total Detectable PCBs	NA	EPA 8270Cm	1.3	ng/dry g			29-Sep-07	13-Oct-07	27221c-31041

MDL= Method Detection Limit (CFR 40 Part 136); RL= Reporting Limit; J= Estimated Value below the RL and above the MDL; ND= Not Detected; NA= Not Applicable; MI = Matrix Interference

California ELAP Certificate # 2261
57270 R1

CRG Marine Laboratories, Inc.

2020 Del Amo Blvd., Suite 200, Torrance, CA 90501-1206 (310) 533-5190 FAX (310) 533-5003 crglabs@sbcglobal.net

PCB Congeners

Client: *Weston Solutions*

CRG Project ID: *27221c*

CRG ID#: 57270	Sample: E-1	TOP	Date Sampled: 18-Sep-07 14:00
Replicate #: R2	Description: LADPW MDR		Date Received: 19-Sep-07
DILUTION FACTOR: 1	Matrix: Sediment		

CONSTITUENT	FRACTION	METHOD	RESULT	UNITS	MDL	RL	DATE PROCESSED	DATE ANALYZED	BATCH ID
PCB008	NA	EPA 8270Cm	ND	ng/dry g	1	5	29-Sep-07	13-Oct-07	27221c-31041
PCB018	NA	EPA 8270Cm	ND	ng/dry g	1	5	29-Sep-07	13-Oct-07	27221c-31041
PCB028	NA	EPA 8270Cm	ND	ng/dry g	1	5	29-Sep-07	13-Oct-07	27221c-31041
PCB031	NA	EPA 8270Cm	ND	ng/dry g	1	5	29-Sep-07	13-Oct-07	27221c-31041
PCB033	NA	EPA 8270Cm	ND	ng/dry g	1	5	29-Sep-07	13-Oct-07	27221c-31041
PCB037	NA	EPA 8270Cm	ND	ng/dry g	1	5	29-Sep-07	13-Oct-07	27221c-31041
PCB044	NA	EPA 8270Cm	ND	ng/dry g	1	5	29-Sep-07	13-Oct-07	27221c-31041
PCB049	NA	EPA 8270Cm	ND	ng/dry g	1	5	29-Sep-07	13-Oct-07	27221c-31041
PCB052	NA	EPA 8270Cm	ND	ng/dry g	1	5	29-Sep-07	13-Oct-07	27221c-31041
PCB066	NA	EPA 8270Cm	ND	ng/dry g	1	5	29-Sep-07	13-Oct-07	27221c-31041
PCB070	NA	EPA 8270Cm	ND	ng/dry g	1	5	29-Sep-07	13-Oct-07	27221c-31041
PCB074	NA	EPA 8270Cm	ND	ng/dry g	1	5	29-Sep-07	13-Oct-07	27221c-31041
PCB077	NA	EPA 8270Cm	ND	ng/dry g	1	5	29-Sep-07	13-Oct-07	27221c-31041
PCB081	NA	EPA 8270Cm	ND	ng/dry g	1	5	29-Sep-07	13-Oct-07	27221c-31041
PCB087	NA	EPA 8270Cm	ND	ng/dry g	1	5	29-Sep-07	13-Oct-07	27221c-31041
PCB095	NA	EPA 8270Cm	ND	ng/dry g	1	5	29-Sep-07	13-Oct-07	27221c-31041
PCB097	NA	EPA 8270Cm	ND	ng/dry g	1	5	29-Sep-07	13-Oct-07	27221c-31041
PCB099	NA	EPA 8270Cm	ND	ng/dry g	1	5	29-Sep-07	13-Oct-07	27221c-31041
PCB101	NA	EPA 8270Cm	ND	ng/dry g	1	5	29-Sep-07	13-Oct-07	27221c-31041
PCB105	NA	EPA 8270Cm	ND	ng/dry g	1	5	29-Sep-07	13-Oct-07	27221c-31041
PCB110	NA	EPA 8270Cm	ND	ng/dry g	1	5	29-Sep-07	13-Oct-07	27221c-31041
PCB114	NA	EPA 8270Cm	ND	ng/dry g	1	5	29-Sep-07	13-Oct-07	27221c-31041
PCB118	NA	EPA 8270Cm	ND	ng/dry g	1	5	29-Sep-07	13-Oct-07	27221c-31041
PCB119	NA	EPA 8270Cm	ND	ng/dry g	1	5	29-Sep-07	13-Oct-07	27221c-31041
PCB123	NA	EPA 8270Cm	ND	ng/dry g	1	5	29-Sep-07	13-Oct-07	27221c-31041
PCB126	NA	EPA 8270Cm	ND	ng/dry g	1	5	29-Sep-07	13-Oct-07	27221c-31041

MDL= Method Detection Limit (CFR 40 Part 136); RL= Reporting Limit; J= Estimated Value below the RL and above the MDL; ND= Not Detected; NA= Not Applicable; MI = Matrix Interference

California ELAP Certificate # 2261
57270 R2

CRG Marine Laboratories, Inc.

2020 Del Amo Blvd., Suite 200, Torrance, CA 90501-1206 (310) 533-5190 FAX (310) 533-5003 crglabs@sbcglobal.net

PCB Congeners

Client: *Weston Solutions*

CRG Project ID: *27221c*

CRG ID#: 57270	Sample: E-1	TOP	Date Sampled: 18-Sep-07 14:00
Replicate #: R2	Description: LADPW MDR		Date Received: 19-Sep-07
DILUTION FACTOR: 1	Matrix: Sediment		

CONSTITUENT	FRACTION	METHOD	RESULT	UNITS	MDL	RL	DATE PROCESSED	DATE ANALYZED	BATCH ID
PCB128	NA	EPA 8270Cm	ND	ng/dry g	1	5	29-Sep-07	13-Oct-07	27221c-31041
PCB138	NA	EPA 8270Cm	ND	ng/dry g	1	5	29-Sep-07	13-Oct-07	27221c-31041
PCB141	NA	EPA 8270Cm	ND	ng/dry g	1	5	29-Sep-07	13-Oct-07	27221c-31041
PCB149	NA	EPA 8270Cm	ND	ng/dry g	1	5	29-Sep-07	13-Oct-07	27221c-31041
PCB151	NA	EPA 8270Cm	ND	ng/dry g	1	5	29-Sep-07	13-Oct-07	27221c-31041
PCB153	NA	EPA 8270Cm	ND	ng/dry g	1	5	29-Sep-07	13-Oct-07	27221c-31041
PCB156	NA	EPA 8270Cm	ND	ng/dry g	1	5	29-Sep-07	13-Oct-07	27221c-31041
PCB157	NA	EPA 8270Cm	ND	ng/dry g	1	5	29-Sep-07	13-Oct-07	27221c-31041
PCB158	NA	EPA 8270Cm	ND	ng/dry g	1	5	29-Sep-07	13-Oct-07	27221c-31041
PCB167	NA	EPA 8270Cm	ND	ng/dry g	1	5	29-Sep-07	13-Oct-07	27221c-31041
PCB168+132	NA	EPA 8270Cm	ND	ng/dry g	1	5	29-Sep-07	13-Oct-07	27221c-31041
PCB169	NA	EPA 8270Cm	ND	ng/dry g	1	5	29-Sep-07	13-Oct-07	27221c-31041
PCB170	NA	EPA 8270Cm	ND	ng/dry g	1	5	29-Sep-07	13-Oct-07	27221c-31041
PCB177	NA	EPA 8270Cm	ND	ng/dry g	1	5	29-Sep-07	13-Oct-07	27221c-31041
PCB180	NA	EPA 8270Cm	ND	ng/dry g	1	5	29-Sep-07	13-Oct-07	27221c-31041
PCB183	NA	EPA 8270Cm	ND	ng/dry g	1	5	29-Sep-07	13-Oct-07	27221c-31041
PCB187	NA	EPA 8270Cm	ND	ng/dry g	1	5	29-Sep-07	13-Oct-07	27221c-31041
PCB189	NA	EPA 8270Cm	J 1.3	ng/dry g	1	5	29-Sep-07	13-Oct-07	27221c-31041
PCB194	NA	EPA 8270Cm	ND	ng/dry g	1	5	29-Sep-07	13-Oct-07	27221c-31041
PCB195	NA	EPA 8270Cm	ND	ng/dry g	1	5	29-Sep-07	13-Oct-07	27221c-31041
PCB200	NA	EPA 8270Cm	ND	ng/dry g	1	5	29-Sep-07	13-Oct-07	27221c-31041
PCB201	NA	EPA 8270Cm	ND	ng/dry g	1	5	29-Sep-07	13-Oct-07	27221c-31041
PCB206	NA	EPA 8270Cm	ND	ng/dry g	1	5	29-Sep-07	13-Oct-07	27221c-31041
PCB209	NA	EPA 8270Cm	ND	ng/dry g	1	5	29-Sep-07	13-Oct-07	27221c-31041
Total Detectable PCBs	NA	EPA 8270Cm	1.3	ng/dry g			29-Sep-07	13-Oct-07	27221c-31041

MDL= Method Detection Limit (CFR 40 Part 136); RL= Reporting Limit; J= Estimated Value below the RL and above the MDL; ND= Not Detected; NA= Not Applicable; MI = Matrix Interference

California ELAP Certificate # 2261
57270 R2

CRG Marine Laboratories, Inc.

2020 Del Amo Blvd., Suite 200, Torrance, CA 90501-1206 (310) 533-5190 FAX (310) 533-5003 crglabs@sbcglobal.net

PCB Congeners

Client: *Weston Solutions*

CRG Project ID: *27221c*

CRG ID#: 57271	Sample: F-1	TOP	Date Sampled: 18-Sep-07 11:20
Replicate #: R1	Description: LADPW MDR		Date Received: 19-Sep-07
DILUTION FACTOR: 1	Matrix: Sediment		

CONSTITUENT	FRACTION	METHOD	RESULT	UNITS	MDL	RL	DATE PROCESSED	DATE ANALYZED	BATCH ID
PCB008	NA	EPA 8270Cm	ND	ng/dry g	1	5	29-Sep-07	13-Oct-07	27221c-31041
PCB018	NA	EPA 8270Cm	ND	ng/dry g	1	5	29-Sep-07	13-Oct-07	27221c-31041
PCB028	NA	EPA 8270Cm	ND	ng/dry g	1	5	29-Sep-07	13-Oct-07	27221c-31041
PCB031	NA	EPA 8270Cm	ND	ng/dry g	1	5	29-Sep-07	13-Oct-07	27221c-31041
PCB033	NA	EPA 8270Cm	ND	ng/dry g	1	5	29-Sep-07	13-Oct-07	27221c-31041
PCB037	NA	EPA 8270Cm	ND	ng/dry g	1	5	29-Sep-07	13-Oct-07	27221c-31041
PCB044	NA	EPA 8270Cm	ND	ng/dry g	1	5	29-Sep-07	13-Oct-07	27221c-31041
PCB049	NA	EPA 8270Cm	ND	ng/dry g	1	5	29-Sep-07	13-Oct-07	27221c-31041
PCB052	NA	EPA 8270Cm	J 2.6	ng/dry g	1	5	29-Sep-07	13-Oct-07	27221c-31041
PCB066	NA	EPA 8270Cm	J 2	ng/dry g	1	5	29-Sep-07	13-Oct-07	27221c-31041
PCB070	NA	EPA 8270Cm	ND	ng/dry g	1	5	29-Sep-07	13-Oct-07	27221c-31041
PCB074	NA	EPA 8270Cm	ND	ng/dry g	1	5	29-Sep-07	13-Oct-07	27221c-31041
PCB077	NA	EPA 8270Cm	ND	ng/dry g	1	5	29-Sep-07	13-Oct-07	27221c-31041
PCB081	NA	EPA 8270Cm	ND	ng/dry g	1	5	29-Sep-07	13-Oct-07	27221c-31041
PCB087	NA	EPA 8270Cm	ND	ng/dry g	1	5	29-Sep-07	13-Oct-07	27221c-31041
PCB095	NA	EPA 8270Cm	J 2	ng/dry g	1	5	29-Sep-07	13-Oct-07	27221c-31041
PCB097	NA	EPA 8270Cm	ND	ng/dry g	1	5	29-Sep-07	13-Oct-07	27221c-31041
PCB099	NA	EPA 8270Cm	J 2.8	ng/dry g	1	5	29-Sep-07	13-Oct-07	27221c-31041
PCB101	NA	EPA 8270Cm	J 3.6	ng/dry g	1	5	29-Sep-07	13-Oct-07	27221c-31041
PCB105	NA	EPA 8270Cm	ND	ng/dry g	1	5	29-Sep-07	13-Oct-07	27221c-31041
PCB110	NA	EPA 8270Cm	J 3.1	ng/dry g	1	5	29-Sep-07	13-Oct-07	27221c-31041
PCB114	NA	EPA 8270Cm	ND	ng/dry g	1	5	29-Sep-07	13-Oct-07	27221c-31041
PCB118	NA	EPA 8270Cm	ND	ng/dry g	1	5	29-Sep-07	13-Oct-07	27221c-31041
PCB119	NA	EPA 8270Cm	ND	ng/dry g	1	5	29-Sep-07	13-Oct-07	27221c-31041
PCB123	NA	EPA 8270Cm	ND	ng/dry g	1	5	29-Sep-07	13-Oct-07	27221c-31041
PCB126	NA	EPA 8270Cm	ND	ng/dry g	1	5	29-Sep-07	13-Oct-07	27221c-31041

MDL= Method Detection Limit (CFR 40 Part 136); RL= Reporting Limit; J= Estimated Value below the RL and above the MDL; ND= Not Detected; NA= Not Applicable; MI = Matrix Interference

California ELAP Certificate # 2261
57271 R1

CRG Marine Laboratories, Inc.

2020 Del Amo Blvd., Suite 200, Torrance, CA 90501-1206 (310) 533-5190 FAX (310) 533-5003 crglabs@sbcglobal.net

PCB Congeners

Client: *Weston Solutions*

CRG Project ID: *27221c*

CRG ID#: 57271	Sample: F-1	TOP	Date Sampled: 18-Sep-07 11:20
Replicate #: R1	Description: LADPW MDR		Date Received: 19-Sep-07
DILUTION FACTOR: 1	Matrix: Sediment		

CONSTITUENT	FRACTION	METHOD	RESULT	UNITS	MDL	RL	DATE PROCESSED	DATE ANALYZED	BATCH ID
PCB128	NA	EPA 8270Cm	ND	ng/dry g	1	5	29-Sep-07	13-Oct-07	27221c-31041
PCB138	NA	EPA 8270Cm	ND	ng/dry g	1	5	29-Sep-07	13-Oct-07	27221c-31041
PCB141	NA	EPA 8270Cm	ND	ng/dry g	1	5	29-Sep-07	13-Oct-07	27221c-31041
PCB149	NA	EPA 8270Cm	J 2.5	ng/dry g	1	5	29-Sep-07	13-Oct-07	27221c-31041
PCB151	NA	EPA 8270Cm	ND	ng/dry g	1	5	29-Sep-07	13-Oct-07	27221c-31041
PCB153	NA	EPA 8270Cm	J 1.5	ng/dry g	1	5	29-Sep-07	13-Oct-07	27221c-31041
PCB156	NA	EPA 8270Cm	ND	ng/dry g	1	5	29-Sep-07	13-Oct-07	27221c-31041
PCB157	NA	EPA 8270Cm	ND	ng/dry g	1	5	29-Sep-07	13-Oct-07	27221c-31041
PCB158	NA	EPA 8270Cm	ND	ng/dry g	1	5	29-Sep-07	13-Oct-07	27221c-31041
PCB167	NA	EPA 8270Cm	ND	ng/dry g	1	5	29-Sep-07	13-Oct-07	27221c-31041
PCB168+132	NA	EPA 8270Cm	ND	ng/dry g	1	5	29-Sep-07	13-Oct-07	27221c-31041
PCB169	NA	EPA 8270Cm	ND	ng/dry g	1	5	29-Sep-07	13-Oct-07	27221c-31041
PCB170	NA	EPA 8270Cm	ND	ng/dry g	1	5	29-Sep-07	13-Oct-07	27221c-31041
PCB177	NA	EPA 8270Cm	ND	ng/dry g	1	5	29-Sep-07	13-Oct-07	27221c-31041
PCB180	NA	EPA 8270Cm	ND	ng/dry g	1	5	29-Sep-07	13-Oct-07	27221c-31041
PCB183	NA	EPA 8270Cm	ND	ng/dry g	1	5	29-Sep-07	13-Oct-07	27221c-31041
PCB187	NA	EPA 8270Cm	ND	ng/dry g	1	5	29-Sep-07	13-Oct-07	27221c-31041
PCB189	NA	EPA 8270Cm	ND	ng/dry g	1	5	29-Sep-07	13-Oct-07	27221c-31041
PCB194	NA	EPA 8270Cm	ND	ng/dry g	1	5	29-Sep-07	13-Oct-07	27221c-31041
PCB195	NA	EPA 8270Cm	ND	ng/dry g	1	5	29-Sep-07	13-Oct-07	27221c-31041
PCB200	NA	EPA 8270Cm	ND	ng/dry g	1	5	29-Sep-07	13-Oct-07	27221c-31041
PCB201	NA	EPA 8270Cm	ND	ng/dry g	1	5	29-Sep-07	13-Oct-07	27221c-31041
PCB206	NA	EPA 8270Cm	ND	ng/dry g	1	5	29-Sep-07	13-Oct-07	27221c-31041
PCB209	NA	EPA 8270Cm	ND	ng/dry g	1	5	29-Sep-07	13-Oct-07	27221c-31041
Total Detectable PCBs	NA	EPA 8270Cm	20.1	ng/dry g			29-Sep-07	13-Oct-07	27221c-31041

MDL= Method Detection Limit (CFR 40 Part 136); RL= Reporting Limit; J= Estimated Value below the RL and above the MDL; ND= Not Detected; NA= Not Applicable; MI = Matrix Interference

California ELAP Certificate # 2261
57271 R1

QUALITY CONTROL REPORT

**PROCEDURAL BLANK
RESULTS**

CRG Marine Laboratories, Inc.

2020 Del Amo Blvd., Suite 200, Torrance, CA 90501-1206 (310) 533-5190 FAX (310) 533-5003 crglabs@sbcglobal.net

Trace Metals

Client: *Weston Solutions*

CRG Project ID: *27221c*

CRG ID#: 57251

Sample: QAQC

Procedural Blank

Date Sampled:

Replicate #: B1

Description: LADPW MDR

Date Received:

DILUTION FACTOR: 1

Matrix: DI Water

CONSTITUENT	FRACTION	METHOD	RESULT	UNITS	MDL	RL	DATE PROCESSED	DATE ANALYZED	BATCH ID
Aluminum (Al)	NA	EPA 6020m	ND	µg/dry g	1	5	08-Oct-07	09-Oct-07	27221c-17067
Antimony (Sb)	NA	EPA 6020m	ND	µg/dry g	0.025	0.05	08-Oct-07	09-Oct-07	27221c-17067
Arsenic (As)	NA	EPA 6020m	ND	µg/dry g	0.025	0.05	08-Oct-07	09-Oct-07	27221c-17067
Barium (Ba)	NA	EPA 6020m	ND	µg/dry g	0.025	0.05	08-Oct-07	09-Oct-07	27221c-17067
Beryllium (Be)	NA	EPA 6020m	ND	µg/dry g	0.025	0.05	08-Oct-07	09-Oct-07	27221c-17067
Cadmium (Cd)	NA	EPA 6020m	ND	µg/dry g	0.025	0.05	08-Oct-07	09-Oct-07	27221c-17067
Chromium (Cr)	NA	EPA 6020m	ND	µg/dry g	0.025	0.05	08-Oct-07	09-Oct-07	27221c-17067
Cobalt (Co)	NA	EPA 6020m	ND	µg/dry g	0.025	0.05	08-Oct-07	09-Oct-07	27221c-17067
Copper (Cu)	NA	EPA 6020m	ND	µg/dry g	0.025	0.05	08-Oct-07	09-Oct-07	27221c-17067
Iron (Fe)	NA	EPA 6020m	ND	µg/dry g	1	5	08-Oct-07	09-Oct-07	27221c-17067
Lead (Pb)	NA	EPA 6020m	ND	µg/dry g	0.025	0.05	08-Oct-07	09-Oct-07	27221c-17067
Manganese (Mn)	NA	EPA 6020m	ND	µg/dry g	0.025	0.05	08-Oct-07	09-Oct-07	27221c-17067
Molybdenum (Mo)	NA	EPA 6020m	ND	µg/dry g	0.025	0.05	08-Oct-07	09-Oct-07	27221c-17067
Nickel (Ni)	NA	EPA 6020m	ND	µg/dry g	0.025	0.05	08-Oct-07	09-Oct-07	27221c-17067
Selenium (Se)	NA	EPA 6020m	ND	µg/dry g	0.025	0.05	08-Oct-07	09-Oct-07	27221c-17067
Silver (Ag)	NA	EPA 6020m	ND	µg/dry g	0.025	0.05	08-Oct-07	09-Oct-07	27221c-17067
Strontium (Sr)	NA	EPA 6020m	ND	µg/dry g	0.025	0.05	08-Oct-07	09-Oct-07	27221c-17067
Thallium (Tl)	NA	EPA 6020m	ND	µg/dry g	0.025	0.05	08-Oct-07	09-Oct-07	27221c-17067
Tin (Sn)	NA	EPA 6020m	ND	µg/dry g	0.025	0.05	08-Oct-07	09-Oct-07	27221c-17067
Titanium (Ti)	NA	EPA 6020m	ND	µg/dry g	0.025	0.05	08-Oct-07	09-Oct-07	27221c-17067
Vanadium (V)	NA	EPA 6020m	ND	µg/dry g	0.025	0.05	08-Oct-07	09-Oct-07	27221c-17067
Zinc (Zn)	NA	EPA 6020m	ND	µg/dry g	0.025	0.05	08-Oct-07	09-Oct-07	27221c-17067

MDL= Method Detection Limit (CFR 40 Part 136); RL= Reporting Limit; J= Estimated Value below the RL and above the MDL; ND= Not Detected; NA= Not Applicable; MI = Matrix Interference

California ELAP Certificate # 2261
57251 B1

CRG Marine Laboratories, Inc.

2020 Del Amo Blvd., Suite 200, Torrance, CA 90501-1206 (310) 533-5190 FAX (310) 533-5003 crglabs@sbcglobal.net

Chlorinated Pesticides

Client: *Weston Solutions*

CRG Project ID: *27221c*

CRG ID#: 57251

Sample: QAQC

Procedural Blank

Date Sampled:

Replicate #: B1

Description: LADPW MDR

Date Received:

DILUTION FACTOR: 1

Matrix: DI Water

CONSTITUENT	FRACTION	METHOD	RESULT	UNITS	MDL	RL	DATE PROCESSED	DATE ANALYZED	BATCH ID
(PCB030)	NA	EPA 8270Cm	65	% Recovery			29-Sep-07	13-Oct-07	27221c-31041
(PCB112)	NA	EPA 8270Cm	74	% Recovery			29-Sep-07	13-Oct-07	27221c-31041
(PCB198)	NA	EPA 8270Cm	74	% Recovery			29-Sep-07	13-Oct-07	27221c-31041
(TCMX)	NA	EPA 8270Cm	66	% Recovery			29-Sep-07	13-Oct-07	27221c-31041
2,4'-DDD	NA	EPA 8270Cm	ND	ng/dry g	1	5	29-Sep-07	13-Oct-07	27221c-31041
2,4'-DDE	NA	EPA 8270Cm	ND	ng/dry g	1	5	29-Sep-07	13-Oct-07	27221c-31041
2,4'-DDT	NA	EPA 8270Cm	ND	ng/dry g	1	5	29-Sep-07	13-Oct-07	27221c-31041
4,4'-DDD	NA	EPA 8270Cm	ND	ng/dry g	1	5	29-Sep-07	13-Oct-07	27221c-31041
4,4'-DDE	NA	EPA 8270Cm	ND	ng/dry g	1	5	29-Sep-07	13-Oct-07	27221c-31041
4,4'-DDT	NA	EPA 8270Cm	ND	ng/dry g	1	5	29-Sep-07	13-Oct-07	27221c-31041
Aldrin	NA	EPA 8270Cm	ND	ng/dry g	1	5	29-Sep-07	13-Oct-07	27221c-31041
BHC-alpha	NA	EPA 8270Cm	ND	ng/dry g	1	5	29-Sep-07	13-Oct-07	27221c-31041
BHC-beta	NA	EPA 8270Cm	ND	ng/dry g	1	5	29-Sep-07	13-Oct-07	27221c-31041
BHC-delta	NA	EPA 8270Cm	ND	ng/dry g	1	5	29-Sep-07	13-Oct-07	27221c-31041
BHC-gamma	NA	EPA 8270Cm	ND	ng/dry g	1	5	29-Sep-07	13-Oct-07	27221c-31041
Chlordane-alpha	NA	EPA 8270Cm	ND	ng/dry g	1	5	29-Sep-07	13-Oct-07	27221c-31041
Chlordane-gamma	NA	EPA 8270Cm	ND	ng/dry g	1	5	29-Sep-07	13-Oct-07	27221c-31041
cis-Nonachlor	NA	EPA 8270Cm	ND	ng/dry g	1	5	29-Sep-07	13-Oct-07	27221c-31041
DCPA (Dacthal)	NA	EPA 8270Cm	ND	ng/dry g	5	10	29-Sep-07	13-Oct-07	27221c-31041
Dicofol	NA	EPA 8270Cm	ND	ng/dry g	1	5	29-Sep-07	13-Oct-07	27221c-31041
Dieldrin	NA	EPA 8270Cm	ND	ng/dry g	1	5	29-Sep-07	13-Oct-07	27221c-31041
Endosulfan Sulfate	NA	EPA 8270Cm	ND	ng/dry g	1	5	29-Sep-07	13-Oct-07	27221c-31041
Endosulfan-I	NA	EPA 8270Cm	ND	ng/dry g	1	5	29-Sep-07	13-Oct-07	27221c-31041
Endosulfan-II	NA	EPA 8270Cm	ND	ng/dry g	1	5	29-Sep-07	13-Oct-07	27221c-31041
Endrin	NA	EPA 8270Cm	ND	ng/dry g	1	5	29-Sep-07	13-Oct-07	27221c-31041
Endrin Aldehyde	NA	EPA 8270Cm	ND	ng/dry g	1	5	29-Sep-07	13-Oct-07	27221c-31041

MDL= Method Detection Limit (CFR 40 Part 136); RL= Reporting Limit; J= Estimated Value below the RL and above the MDL; ND= Not Detected; NA= Not Applicable; MI = Matrix Interference

California ELAP Certificate # 2261

57251 B1

CRG Marine Laboratories, Inc.

2020 Del Amo Blvd., Suite 200, Torrance, CA 90501-1206 (310) 533-5190 FAX (310) 533-5003 crglabs@sbcglobal.net

Chlorinated Pesticides

Client: *Weston Solutions*

CRG Project ID: 27221c

CRG ID#: 57251

Sample: QAQC

Procedural Blank

Date Sampled:

Replicate #: B1

Description: LADPW MDR

Date Received:

DILUTION FACTOR: 1

Matrix: DI Water

CONSTITUENT	FRACTION	METHOD	RESULT	UNITS	MDL	RL	DATE PROCESSED	DATE ANALYZED	BATCH ID
Endrin Ketone	NA	EPA 8270Cm	ND	ng/dry g	1	5	29-Sep-07	13-Oct-07	27221c-31041
Heptachlor	NA	EPA 8270Cm	ND	ng/dry g	1	5	29-Sep-07	13-Oct-07	27221c-31041
Heptachlor Epoxide	NA	EPA 8270Cm	ND	ng/dry g	1	5	29-Sep-07	13-Oct-07	27221c-31041
Methoxychlor	NA	EPA 8270Cm	ND	ng/dry g	1	5	29-Sep-07	13-Oct-07	27221c-31041
Mirex	NA	EPA 8270Cm	ND	ng/dry g	1	5	29-Sep-07	13-Oct-07	27221c-31041
Oxychlordane	NA	EPA 8270Cm	ND	ng/dry g	1	5	29-Sep-07	13-Oct-07	27221c-31041
Perthane	NA	EPA 8270Cm	ND	ng/dry g	5	10	29-Sep-07	13-Oct-07	27221c-31041
Total Chlordane	NA	EPA 8270Cm	0	ng/dry g			29-Sep-07	13-Oct-07	27221c-31041
Total Detectable DDTs	NA	EPA 8270Cm	0	ng/dry g			29-Sep-07	13-Oct-07	27221c-31041
Toxaphene	NA	EPA 8270Cm	ND	ng/dry g	10	50	29-Sep-07	13-Oct-07	27221c-31041
trans-Nonachlor	NA	EPA 8270Cm	ND	ng/dry g	1	5	29-Sep-07	13-Oct-07	27221c-31041

MDL= Method Detection Limit (CFR 40 Part 136); RL= Reporting Limit; J= Estimated Value below the RL and above the MDL; ND= Not Detected; NA= Not Applicable; MI = Matrix Interference

California ELAP Certificate # 2261

57251 B1

CRG Marine Laboratories, Inc.

2020 Del Amo Blvd., Suite 200, Torrance, CA 90501-1206 (310) 533-5190 FAX (310) 533-5003 crglabs@sbcglobal.net

Aroclor PCBs

Client: *Weston Solutions*

CRG Project ID: *27221c*

CRG ID#: 57251

Sample: QAQC

Procedural Blank

Date Sampled:

Replicate #: B1

Description: LADPW MDR

Date Received:

DILUTION FACTOR: 1

Matrix: DI Water

CONSTITUENT	FRACTION	METHOD	RESULT	UNITS	MDL	RL	DATE PROCESSED	DATE ANALYZED	BATCH ID
Aroclor 1016	NA	EPA 8270Cm	ND	ng/dry g	10	20	29-Sep-07	13-Oct-07	27221c-31041
Aroclor 1221	NA	EPA 8270Cm	ND	ng/dry g	10	20	29-Sep-07	13-Oct-07	27221c-31041
Aroclor 1232	NA	EPA 8270Cm	ND	ng/dry g	10	20	29-Sep-07	13-Oct-07	27221c-31041
Aroclor 1242	NA	EPA 8270Cm	ND	ng/dry g	10	20	29-Sep-07	13-Oct-07	27221c-31041
Aroclor 1248	NA	EPA 8270Cm	ND	ng/dry g	10	20	29-Sep-07	13-Oct-07	27221c-31041
Aroclor 1254	NA	EPA 8270Cm	ND	ng/dry g	10	20	29-Sep-07	13-Oct-07	27221c-31041
Aroclor 1260	NA	EPA 8270Cm	ND	ng/dry g	10	20	29-Sep-07	13-Oct-07	27221c-31041

MDL= Method Detection Limit (CFR 40 Part 136); RL= Reporting Limit; J= Estimated Value below the RL and above the MDL; ND= Not Detected; NA= Not Applicable; MI = Matrix Interference

California ELAP Certificate # 2261

57251 B1

CRG Marine Laboratories, Inc.

2020 Del Amo Blvd., Suite 200, Torrance, CA 90501-1206 (310) 533-5190 FAX (310) 533-5003 crglabs@sbcglobal.net

PCB Congeners

Client: *Weston Solutions*

CRG Project ID: *27221c*

CRG ID#: 57251

Sample: QAQC

Procedural Blank

Date Sampled:

Replicate #: B1

Description: LADPW MDR

Date Received:

DILUTION FACTOR: 1

Matrix: DI Water

CONSTITUENT	FRACTION	METHOD	RESULT	UNITS	MDL	RL	DATE PROCESSED	DATE ANALYZED	BATCH ID
PCB008	NA	EPA 8270Cm	ND	ng/dry g	1	5	29-Sep-07	13-Oct-07	27221c-31041
PCB018	NA	EPA 8270Cm	ND	ng/dry g	1	5	29-Sep-07	13-Oct-07	27221c-31041
PCB028	NA	EPA 8270Cm	ND	ng/dry g	1	5	29-Sep-07	13-Oct-07	27221c-31041
PCB031	NA	EPA 8270Cm	ND	ng/dry g	1	5	29-Sep-07	13-Oct-07	27221c-31041
PCB033	NA	EPA 8270Cm	ND	ng/dry g	1	5	29-Sep-07	13-Oct-07	27221c-31041
PCB037	NA	EPA 8270Cm	ND	ng/dry g	1	5	29-Sep-07	13-Oct-07	27221c-31041
PCB044	NA	EPA 8270Cm	ND	ng/dry g	1	5	29-Sep-07	13-Oct-07	27221c-31041
PCB049	NA	EPA 8270Cm	ND	ng/dry g	1	5	29-Sep-07	13-Oct-07	27221c-31041
PCB052	NA	EPA 8270Cm	ND	ng/dry g	1	5	29-Sep-07	13-Oct-07	27221c-31041
PCB066	NA	EPA 8270Cm	ND	ng/dry g	1	5	29-Sep-07	13-Oct-07	27221c-31041
PCB070	NA	EPA 8270Cm	ND	ng/dry g	1	5	29-Sep-07	13-Oct-07	27221c-31041
PCB074	NA	EPA 8270Cm	ND	ng/dry g	1	5	29-Sep-07	13-Oct-07	27221c-31041
PCB077	NA	EPA 8270Cm	ND	ng/dry g	1	5	29-Sep-07	13-Oct-07	27221c-31041
PCB081	NA	EPA 8270Cm	ND	ng/dry g	1	5	29-Sep-07	13-Oct-07	27221c-31041
PCB087	NA	EPA 8270Cm	ND	ng/dry g	1	5	29-Sep-07	13-Oct-07	27221c-31041
PCB095	NA	EPA 8270Cm	ND	ng/dry g	1	5	29-Sep-07	13-Oct-07	27221c-31041
PCB097	NA	EPA 8270Cm	ND	ng/dry g	1	5	29-Sep-07	13-Oct-07	27221c-31041
PCB099	NA	EPA 8270Cm	ND	ng/dry g	1	5	29-Sep-07	13-Oct-07	27221c-31041
PCB101	NA	EPA 8270Cm	ND	ng/dry g	1	5	29-Sep-07	13-Oct-07	27221c-31041
PCB105	NA	EPA 8270Cm	ND	ng/dry g	1	5	29-Sep-07	13-Oct-07	27221c-31041
PCB110	NA	EPA 8270Cm	ND	ng/dry g	1	5	29-Sep-07	13-Oct-07	27221c-31041
PCB114	NA	EPA 8270Cm	ND	ng/dry g	1	5	29-Sep-07	13-Oct-07	27221c-31041
PCB118	NA	EPA 8270Cm	ND	ng/dry g	1	5	29-Sep-07	13-Oct-07	27221c-31041
PCB119	NA	EPA 8270Cm	ND	ng/dry g	1	5	29-Sep-07	13-Oct-07	27221c-31041
PCB123	NA	EPA 8270Cm	ND	ng/dry g	1	5	29-Sep-07	13-Oct-07	27221c-31041
PCB126	NA	EPA 8270Cm	ND	ng/dry g	1	5	29-Sep-07	13-Oct-07	27221c-31041

MDL= Method Detection Limit (CFR 40 Part 136); RL= Reporting Limit; J= Estimated Value below the RL and above the MDL; ND= Not Detected; NA= Not Applicable; MI = Matrix Interference

California ELAP Certificate # 2261

57251 B1

CRG Marine Laboratories, Inc.

2020 Del Amo Blvd., Suite 200, Torrance, CA 90501-1206 (310) 533-5190 FAX (310) 533-5003 crglabs@sbcglobal.net

PCB Congeners

Client: *Weston Solutions*

CRG Project ID: *27221c*

CRG ID#: 57251

Sample: QAQC

Procedural Blank

Date Sampled:

Replicate #: B1

Description: LADPW MDR

Date Received:

DILUTION FACTOR: 1

Matrix: DI Water

CONSTITUENT	FRACTION	METHOD	RESULT	UNITS	MDL	RL	DATE PROCESSED	DATE ANALYZED	BATCH ID
PCB128	NA	EPA 8270Cm	ND	ng/dry g	1	5	29-Sep-07	13-Oct-07	27221c-31041
PCB138	NA	EPA 8270Cm	ND	ng/dry g	1	5	29-Sep-07	13-Oct-07	27221c-31041
PCB141	NA	EPA 8270Cm	ND	ng/dry g	1	5	29-Sep-07	13-Oct-07	27221c-31041
PCB149	NA	EPA 8270Cm	ND	ng/dry g	1	5	29-Sep-07	13-Oct-07	27221c-31041
PCB151	NA	EPA 8270Cm	ND	ng/dry g	1	5	29-Sep-07	13-Oct-07	27221c-31041
PCB153	NA	EPA 8270Cm	ND	ng/dry g	1	5	29-Sep-07	13-Oct-07	27221c-31041
PCB156	NA	EPA 8270Cm	ND	ng/dry g	1	5	29-Sep-07	13-Oct-07	27221c-31041
PCB157	NA	EPA 8270Cm	ND	ng/dry g	1	5	29-Sep-07	13-Oct-07	27221c-31041
PCB158	NA	EPA 8270Cm	ND	ng/dry g	1	5	29-Sep-07	13-Oct-07	27221c-31041
PCB167	NA	EPA 8270Cm	ND	ng/dry g	1	5	29-Sep-07	13-Oct-07	27221c-31041
PCB168+132	NA	EPA 8270Cm	ND	ng/dry g	1	5	29-Sep-07	13-Oct-07	27221c-31041
PCB169	NA	EPA 8270Cm	ND	ng/dry g	1	5	29-Sep-07	13-Oct-07	27221c-31041
PCB170	NA	EPA 8270Cm	ND	ng/dry g	1	5	29-Sep-07	13-Oct-07	27221c-31041
PCB177	NA	EPA 8270Cm	ND	ng/dry g	1	5	29-Sep-07	13-Oct-07	27221c-31041
PCB180	NA	EPA 8270Cm	ND	ng/dry g	1	5	29-Sep-07	13-Oct-07	27221c-31041
PCB183	NA	EPA 8270Cm	ND	ng/dry g	1	5	29-Sep-07	13-Oct-07	27221c-31041
PCB187	NA	EPA 8270Cm	ND	ng/dry g	1	5	29-Sep-07	13-Oct-07	27221c-31041
PCB189	NA	EPA 8270Cm	ND	ng/dry g	1	5	29-Sep-07	13-Oct-07	27221c-31041
PCB194	NA	EPA 8270Cm	ND	ng/dry g	1	5	29-Sep-07	13-Oct-07	27221c-31041
PCB195	NA	EPA 8270Cm	ND	ng/dry g	1	5	29-Sep-07	13-Oct-07	27221c-31041
PCB200	NA	EPA 8270Cm	ND	ng/dry g	1	5	29-Sep-07	13-Oct-07	27221c-31041
PCB201	NA	EPA 8270Cm	ND	ng/dry g	1	5	29-Sep-07	13-Oct-07	27221c-31041
PCB206	NA	EPA 8270Cm	ND	ng/dry g	1	5	29-Sep-07	13-Oct-07	27221c-31041
PCB209	NA	EPA 8270Cm	ND	ng/dry g	1	5	29-Sep-07	13-Oct-07	27221c-31041
Total Detectable PCBs	NA	EPA 8270Cm	0	ng/dry g			29-Sep-07	13-Oct-07	27221c-31041

MDL= Method Detection Limit (CFR 40 Part 136); RL= Reporting Limit; J= Estimated Value below the RL and above the MDL; ND= Not Detected; NA= Not Applicable; MI = Matrix Interference

California ELAP Certificate # 2261

57251 B1

ACCURACY DATA

CRG Marine Laboratories, Inc.
MATRIX SPIKE QAQC REPORT
Project ID: 27221c

Sample ID:	57251-BS1/BS2			QAQC					Procedural Blank					Date Sampled:	
Parameter	<u>Non-Spiked Sample Concentration</u>			<u>Matrix Spike Results</u>					<u>Matrix Spike Duplicate Results</u>					Acceptance Range	
	Rep-1	Rep-2	Mean	Gross Conc.	Net Conc.	Spike Conc.	Percent Recovery	Comment	Gross Conc.	Net Conc.	Spike Conc.	Percent Recovery	Comment		
Chlorinated Pesticides				Batch ID: 27221c-31041											
(PCB030)	0	0	0	6.08	6.08	9.35	65	PASS	6.99	6.99	9.32	75	PASS	55 - 120%	
(PCB112)	0	0	0	6.82	6.82	9.35	73	PASS	7.55	7.55	9.32	81	PASS	65 - 120%	
(PCB198)	0	0	0	6.92	6.92	9.35	74	PASS	7.64	7.64	9.32	82	PASS	60 - 120%	
(TCMX)	0	0	0	6.08	6.08	9.35	65	PASS	6.62	6.62	9.32	71	PASS	50 - 120%	
2,4'-DDD	0	0	0	34.75	34.75	37.41	93	PASS	38.72	38.72	37.31	104	PASS	50 - 135%	
2,4'-DDE	0	0	0	26.78	26.78	37.41	72	PASS	31.43	31.43	37.31	84	PASS	60 - 130%	
2,4'-DDT	0	0	0	32.82	32.82	37.41	88	PASS	38.45	38.45	37.31	103	PASS	40 - 135%	
4,4'-DDD	0	0	0	39.77	39.77	37.41	106	PASS	41.87	41.87	37.31	112	PASS	70 - 130%	
4,4'-DDE	0	0	0	27.66	27.66	37.41	74	PASS	30.68	30.68	37.31	82	PASS	65 - 130%	
4,4'-DDT	0	0	0	39.17	39.17	37.41	105	PASS	43.73	43.73	37.31	117	PASS	35 - 140%	
Aldrin	0	0	0	26.52	26.52	37.41	71	PASS	31.58	31.58	37.31	85	PASS	50 - 125%	
BHC-alpha	0	0	0	23.52	23.52	37.41	63	PASS	29.05	29.05	37.31	78	PASS	60 - 120%	
BHC-beta	0	0	0	29.94	29.94	37.41	80	PASS	37.22	37.22	37.31	100	PASS	60 - 120%	
BHC-delta	0	0	0	29.53	29.53	37.41	79	PASS	33.05	33.05	37.31	89	PASS	60 - 120%	
BHC-gamma	0	0	0	28.53	28.53	37.41	76	PASS	31.84	31.84	37.31	85	PASS	60 - 120%	

Sample ID:	57251-BS1/BS2			QAQC		Procedural Blank				Date Sampled:				
Parameter	<u>Non-Spiked Sample Concentration</u>			<u>Matrix Spike Results</u>					<u>Matrix Spike Duplicate Results</u>					Acceptance Range
	Rep-1	Rep-2	Mean	Gross Conc.	Net Conc.	Spike Conc.	Percent Recovery	Comment	Gross Conc.	Net Conc.	Spike Conc.	Percent Recovery	Comment	
Chlordane-alpha	0	0	0	28.84	28.84	37.41	77	PASS	32.87	32.87	37.31	88	PASS	70 - 130%
Chlordane-gamma	0	0	0	28.93	28.93	37.41	77	PASS	30.68	30.68	37.31	82	PASS	60 - 120%
cis-Nonachlor	0	0	0	34.64	34.64	37.41	93	PASS	33.88	33.88	37.31	91	PASS	60 - 120%
DCPA (Dacthal)	0	0	0	29.6	29.6	37.41	79	PASS	31.67	31.67	37.31	85	PASS	60 - 140%
Dicofol	0	0	0	27.68	27.68	37.41	74	PASS	35.5	35.5	37.31	95	PASS	65 - 125%
Dieldrin	0	0	0	24.86	24.86	37.41	66	PASS	29.57	29.57	37.31	79	PASS	50 - 125%
Endosulfan Sulfate	0	0	0	29.1	29.1	37.41	78	PASS	34.21	34.21	37.31	92	PASS	25 - 125%
Endosulfan-I	0	0	0	20.43	20.43	37.41	55	PASS	21.02	21.02	37.31	56	PASS	45 - 125%
Endosulfan-II	0	0	0	27.1	27.1	37.41	72	PASS	29.93	29.93	37.31	80	PASS	25 - 145%
Endrin	0	0	0	36.98	36.98	37.41	99	PASS	45.29	45.29	37.31	121	PASS	60 - 125%
Endrin Aldehyde	0	0	0	0	0	37.41	0	PASS	0	0	37.31	0	PASS	MDL - 149%
Endrin Ketone	0	0	0	46.72	46.72	37.41	125	PASS	42.97	42.97	37.31	115	PASS	45 - 125%
Heptachlor	0	0	0	33.13	33.13	37.41	89	PASS	39.3	39.3	37.31	105	PASS	45 - 125%
Heptachlor Epoxide	0	0	0	44.25	44.25	37.41	118	PASS	40	40	37.31	107	PASS	60 - 120%
Methoxychlor	0	0	0	46.81	46.81	37.41	125	PASS	51.67	51.67	37.31	138	PASS	35 - 140%
Mirex	0	0	0	25.97	25.97	37.41	69	PASS	30.18	30.18	37.31	81	PASS	50 - 130%
Oxychlordane	0	0	0	30.81	30.81	37.41	82	PASS	33.19	33.19	37.31	89	PASS	70 - 130%
Perthane	0	0	0	43.62	43.62	37.41	117	PASS	45.42	45.42	37.31	122	PASS	60 - 140%
trans-Nonachlor	0	0	0	30.3	30.3	37.41	81	PASS	32.64	32.64	37.31	88	PASS	60 - 120%
PCB Congeners				Batch ID: 27221c-31041										
PCB008	0	0	0	21.65	21.65	29.93	72	PASS	24.75	24.75	29.85	83	PASS	60 - 125%

Sample ID:	57251-BS1/BS2		QAQC	Procedural Blank						Date Sampled:				
Parameter	<u>Non-Spiked Sample Concentration</u>			<u>Matrix Spike Results</u>					<u>Matrix Spike Duplicate Results</u>					Acceptance Range
	Rep-1	Rep-2	Mean	Gross Conc.	Net Conc.	Spike Conc.	Percent Recovery	Comment	Gross Conc.	Net Conc.	Spike Conc.	Percent Recovery	Comment	
PCB018	0	0	0	22.26	22.26	29.93	74	PASS	24.07	24.07	29.85	81	PASS	60 - 125%
PCB028	0	0	0	20.8	20.8	29.93	70	PASS	25.02	25.02	29.85	84	PASS	60 - 125%
PCB031	0	0	0	21.99	21.99	29.93	73	PASS	26.82	26.82	29.85	90	PASS	60 - 125%
PCB033	0	0	0	22.73	22.73	29.93	76	PASS	26.66	26.66	29.85	89	PASS	60 - 125%
PCB037	0	0	0	23.67	23.67	29.93	79	PASS	27.69	27.69	29.85	93	PASS	60 - 125%
PCB044	0	0	0	22.74	22.74	29.93	76	PASS	26.06	26.06	29.85	87	PASS	60 - 125%
PCB049	0	0	0	21.12	21.12	29.93	71	PASS	25.3	25.3	29.85	85	PASS	60 - 125%
PCB052	0	0	0	21.64	21.64	29.93	72	PASS	26.04	26.04	29.85	87	PASS	60 - 125%
PCB066	0	0	0	23.54	23.54	29.93	79	PASS	25.97	25.97	29.85	87	PASS	60 - 125%
PCB070	0	0	0	23.25	23.25	29.93	78	PASS	25.46	25.46	29.85	85	PASS	60 - 125%
PCB074	0	0	0	22.63	22.63	29.93	76	PASS	27.79	27.79	29.85	93	PASS	60 - 125%
PCB077	0	0	0	24.62	24.62	29.93	82	PASS	28.5	28.5	29.85	96	PASS	60 - 125%
PCB081	0	0	0	23.96	23.96	29.93	80	PASS	28.33	28.33	29.85	95	PASS	60 - 125%
PCB087	0	0	0	22.14	22.14	29.93	74	PASS	26.66	26.66	29.85	89	PASS	60 - 125%
PCB095	0	0	0	21.46	21.46	29.93	72	PASS	24.29	24.29	29.85	81	PASS	60 - 125%
PCB097	0	0	0	22.65	22.65	29.93	76	PASS	25	25	29.85	84	PASS	60 - 125%
PCB099	0	0	0	23.23	23.23	29.93	78	PASS	26.63	26.63	29.85	89	PASS	60 - 125%
PCB101	0	0	0	22	22	29.93	74	PASS	25.49	25.49	29.85	85	PASS	60 - 125%
PCB105	0	0	0	23.53	23.53	29.93	79	PASS	26.88	26.88	29.85	90	PASS	60 - 125%
PCB110	0	0	0	22.45	22.45	29.93	75	PASS	27.42	27.42	29.85	92	PASS	60 - 125%
PCB114	0	0	0	23.37	23.37	29.93	78	PASS	27.45	27.45	29.85	92	PASS	60 - 125%

Sample ID:	57251-BS1/BS2		QAQC	Procedural Blank					Date Sampled:					
Parameter	<u>Non-Spiked Sample Concentration</u>			<u>Matrix Spike Results</u>					<u>Matrix Spike Duplicate Results</u>					Acceptance Range
	Rep-1	Rep-2	Mean	Gross Conc.	Net Conc.	Spike Conc.	Percent Recovery	Comment	Gross Conc.	Net Conc.	Spike Conc.	Percent Recovery	Comment	
PCB118	0	0	0	23.8	23.8	29.93	80	PASS	27.35	27.35	29.85	92	PASS	60 - 125%
PCB119	0	0	0	22.2	22.2	29.93	74	PASS	25.48	25.48	29.85	85	PASS	60 - 125%
PCB123	0	0	0	22.77	22.77	29.93	76	PASS	27.59	27.59	29.85	92	PASS	60 - 125%
PCB126	0	0	0	25.04	25.04	29.93	84	PASS	29.33	29.33	29.85	98	PASS	60 - 125%
PCB128	0	0	0	23.33	23.33	29.93	78	PASS	28.08	28.08	29.85	94	PASS	60 - 125%
PCB138	0	0	0	23.1	23.1	29.93	77	PASS	25.97	25.97	29.85	87	PASS	60 - 125%
PCB141	0	0	0	22.7	22.7	29.93	76	PASS	26.8	26.8	29.85	90	PASS	60 - 125%
PCB149	0	0	0	22.12	22.12	29.93	74	PASS	24.86	24.86	29.85	83	PASS	60 - 125%
PCB151	0	0	0	22.7	22.7	29.93	76	PASS	24.76	24.76	29.85	83	PASS	60 - 125%
PCB153	0	0	0	23.83	23.83	29.93	80	PASS	25.65	25.65	29.85	86	PASS	60 - 125%
PCB156	0	0	0	25.48	25.48	29.93	85	PASS	27.52	27.52	29.85	92	PASS	60 - 125%
PCB157	0	0	0	23.46	23.46	29.93	78	PASS	27.02	27.02	29.85	91	PASS	60 - 125%
PCB158	0	0	0	23.93	23.93	29.93	80	PASS	27.54	27.54	29.85	92	PASS	60 - 125%
PCB167	0	0	0	24.09	24.09	29.93	80	PASS	28.95	28.95	29.85	97	PASS	60 - 125%
PCB168+132	0	0	0	44.32	44.32	59.86	74	PASS	50.33	50.33	59.7	84	PASS	60 - 125%
PCB169	0	0	0	25.68	25.68	29.93	86	PASS	29.46	29.46	29.85	99	PASS	60 - 125%
PCB170	0	0	0	23.67	23.67	29.93	79	PASS	28.13	28.13	29.85	94	PASS	60 - 125%
PCB177	0	0	0	21.67	21.67	29.93	72	PASS	26.37	26.37	29.85	88	PASS	60 - 125%
PCB180	0	0	0	26.63	26.63	29.93	89	PASS	29.79	29.79	29.85	100	PASS	60 - 125%
PCB183	0	0	0	22.56	22.56	29.93	75	PASS	26.36	26.36	29.85	88	PASS	60 - 125%
PCB187	0	0	0	21.93	21.93	29.93	73	PASS	26.53	26.53	29.85	89	PASS	60 - 125%

Sample ID: **57251-BS1/BS2** QAQC Procedural Blank Date Sampled:

Parameter	<u>Non-Spiked Sample Concentration</u>			<u>Matrix Spike Results</u>					<u>Matrix Spike Duplicate Results</u>					Acceptance Range
	Rep-1	Rep-2	Mean	Gross Conc.	Net Conc.	Spike Conc.	Percent Recovery	Comment	Gross Conc.	Net Conc.	Spike Conc.	Percent Recovery	Comment	
PCB189	0	0	0	24.75	24.75	29.93	83	PASS	29.08	29.08	29.85	97	PASS	60 - 125%
PCB194	0	0	0	23.91	23.91	29.93	80	PASS	28.92	28.92	29.85	97	PASS	60 - 125%
PCB195	0	0	0	22.76	22.76	29.93	76	PASS	24.34	24.34	29.85	82	PASS	60 - 125%
PCB200	0	0	0	23.13	23.13	29.93	77	PASS	27.96	27.96	29.85	94	PASS	60 - 125%
PCB201	0	0	0	23.37	23.37	29.93	78	PASS	26.47	26.47	29.85	89	PASS	60 - 125%
PCB206	0	0	0	26.11	26.11	29.93	87	PASS	31.77	31.77	29.85	106	PASS	60 - 125%
PCB209	0	0	0	24.64	24.64	29.93	82	PASS	29.67	29.67	29.85	99	PASS	60 - 125%

Trace Metals	Batch ID: 27221c-17067													
Aluminum (Al)	0	0	0	2.67	2.67	2	134	PASS	2.76	2.76	2	138	PASS	10 - 180%
Antimony (Sb)	0	0	0	0.19	0.19	0.2	99	PASS	0.2	0.2	0.2	100	PASS	70 - 130%
Arsenic (As)	0	0	0	1.76	1.76	2	88	PASS	1.77	1.77	2	89	PASS	70 - 130%
Barium (Ba)	0	0	0	2.23	2.23	2	112	PASS	2.24	2.24	2	112	PASS	70 - 140%
Beryllium (Be)	0	0	0	1.5	1.5	2	75	PASS	1.53	1.53	2	77	PASS	50 - 120%
Cadmium (Cd)	0	0	0	0.19	0.19	0.2	98	PASS	0.19	0.19	0.2	98	PASS	70 - 130%
Chromium (Cr)	0	0	0	1.77	1.77	2	89	PASS	1.8	1.8	2	90	PASS	55 - 135%
Cobalt (Co)	0	0	0	1.82	1.82	2	91	PASS	1.85	1.85	2	92	PASS	65 - 125%
Copper (Cu)	0	0	0	1.72	1.72	2	86	PASS	1.75	1.75	2	88	PASS	65 - 125%
Iron (Fe)	0	0	0	1.67	1.67	2	84	PASS	1.69	1.69	2	85	PASS	50 - 140%
Lead (Pb)	0	0	0	2.11	2.11	2	106	PASS	2.1	2.1	2	105	PASS	55 - 120%
Manganese (Mn)	0	0	0	1.54	1.54	2	77	PASS	1.55	1.55	2	78	PASS	50 - 140%
Molybdenum (Mo)	0	0	0	2.04	2.04	2	102	PASS	2.03	2.03	2	102	PASS	70 - 160%

<i>Sample ID:</i>	57251-BS1/BS2			QAQC					Procedural Blank					<i>Date Sampled:</i>	
<i>Parameter</i>	<u><i>Non-Spiked Sample Concentration</i></u>			<u><i>Matrix Spike Results</i></u>					<u><i>Matrix Spike Duplicate Results</i></u>					<i>Acceptance Range</i>	
	<i>Rep-1</i>	<i>Rep-2</i>	<i>Mean</i>	<i>Gross Conc.</i>	<i>Net Conc.</i>	<i>Spike Conc.</i>	<i>Percent Recovery</i>	<i>Comment</i>	<i>Gross Conc.</i>	<i>Net Conc.</i>	<i>Spike Conc.</i>	<i>Percent Recovery</i>	<i>Comment</i>		
Nickel (Ni)	0	0	0	1.65	1.65	2	83	PASS	1.67	1.67	2	84	PASS	70 - 130%	
Selenium (Se)	0	0	0	1.63	1.63	2	82	PASS	1.66	1.66	2	83	PASS	60 - 125%	
Silver (Ag)	0	0	0	0.22	0.22	0.2	112	PASS	0.23	0.23	0.2	120	PASS	50 - 120%	
Strontium (Sr)	0	0	0	2.06	2.06	2	103	PASS	2.06	2.06	2	103	PASS	50 - 160%	
Thallium (Tl)	0	0	0	2.1	2.1	2	105	PASS	2.11	2.11	2	106	PASS	65 - 125%	
Tin (Sn)	0	0	0	2.14	2.14	2	107	PASS	2.16	2.16	2	108	PASS	70 - 150%	
Titanium (Ti)	0	0	0	1.57	1.57	2	79	PASS	1.6	1.6	2	80	PASS	50 - 150%	
Vanadium (V)	0	0	0	1.62	1.62	2	81	PASS	1.64	1.64	2	82	PASS	50 - 160%	
Zinc (Zn)	0	0	0	1.75	1.75	2	88	PASS	1.77	1.77	2	89	PASS	60 - 120%	

Sample ID: **57270-MS1/MS2** E-1

TOP

Date Sampled: 9/18/2007

Parameter	<u>Non-Spiked Sample Concentration</u>			<u>Matrix Spike Results</u>					<u>Matrix Spike Duplicate Results</u>					Acceptance Range
	Rep-1	Rep-2	Mean	Gross Conc.	Net Conc.	Spike Conc.	Percent Recovery	Comment	Gross Conc.	Net Conc.	Spike Conc.	Percent Recovery	Comment	
Chlorinated Pesticides				Batch ID: 27221c-31041										
(PCB030)	0	0	0	6.17	6.17	9.35	66	PASS	6.43	6.43	9.32	69	PASS	55 - 120%
(PCB112)	0	0	0	6.92	6.92	9.35	74	PASS	6.9	6.9	9.32	74	PASS	65 - 120%
(PCB198)	0	0	0	6.92	6.92	9.35	74	PASS	7.27	7.27	9.32	78	PASS	60 - 120%
(TCMX)	0	0	0	6.64	6.64	9.35	71	PASS	6.43	6.43	9.32	69	PASS	50 - 120%
2,4'-DDD	9.9	9.7	9.8	45.4	35.6	37.41	95	PASS	41.31	31.51	37.31	84	PASS	50 - 135%
2,4'-DDE	3.1	2.7	2.9	33.47	30.57	37.41	82	PASS	31.14	28.24	37.31	76	PASS	60 - 130%
2,4'-DDT	0	0	0	40.09	40.09	37.41	107	PASS	36.1	36.1	37.31	97	PASS	40 - 135%
4,4'-DDD	27.5	27.7	27.6	75.96	48.36	37.41	129	PASS	73.48	45.88	37.31	123	PASS	70 - 130%
4,4'-DDE	56.5	55.7	56.1	86.88	30.78	37.41	82	PASS	90.34	34.24	37.31	92	PASS	65 - 130%
4,4'-DDT	0	0	0	43.18	43.18	37.41	115	PASS	52.42	52.42	37.31	140	PASS	35 - 140%
Aldrin	0	0	0	25.61	25.61	37.41	68	PASS	26.86	26.86	37.31	72	PASS	50 - 125%
BHC-alpha	0	0	0	29.58	29.58	37.41	79	PASS	33.46	33.46	37.31	90	PASS	60 - 120%
BHC-beta	0	0	0	36.3	36.3	37.41	97	PASS	35.4	35.4	37.31	95	PASS	60 - 120%
BHC-delta	0	0	0	30.97	30.97	37.41	83	PASS	30.89	30.89	37.31	83	PASS	60 - 120%
BHC-gamma	0	0	0	30.61	30.61	37.41	82	PASS	31.39	31.39	37.31	84	PASS	60 - 120%
Chlordane-alpha	0	0	0	32.53	32.53	37.41	87	PASS	28.93	28.93	37.31	78	PASS	70 - 130%
Chlordane-gamma	0	0	0	32.27	32.27	37.41	86	PASS	29.94	29.94	37.31	80	PASS	60 - 120%
cis-Nonachlor	0	0	0	34.78	34.78	37.41	93	PASS	32.14	32.14	37.31	86	PASS	60 - 120%
DCPA (Dacthal)	0	0	0	32.55	32.55	37.41	87	PASS	29.46	29.46	37.31	79	PASS	60 - 140%
Dicofol	6.3	9.3	7.8	43.69	35.89	37.41	96	PASS	42.74	34.94	37.31	94	PASS	65 - 125%

Sample ID: **57270-MS1/MS2** E-1**TOP**Date Sampled: **9/18/2007**

Parameter	<u>Non-Spiked Sample Concentration</u>			<u>Matrix Spike Results</u>					<u>Matrix Spike Duplicate Results</u>					Acceptance Range
	Rep-1	Rep-2	Mean	Gross Conc.	Net Conc.	Spike Conc.	Percent Recovery	Comment	Gross Conc.	Net Conc.	Spike Conc.	Percent Recovery	Comment	
Dieldrin	0	0	0	37.57	37.57	37.41	100	PASS	27.74	27.74	37.31	74	PASS	50 - 125%
Endosulfan Sulfate	0	0	0	31.16	31.16	37.41	83	PASS	32.83	32.83	37.31	88	PASS	25 - 125%
Endosulfan-I	0	0	0	39.29	39.29	37.41	105	PASS	38.47	38.47	37.31	103	PASS	45 - 125%
Endosulfan-II	0	0	0	41.19	41.19	37.41	110	PASS	40.92	40.92	37.31	110	PASS	25 - 145%
Endrin	0	0	0	33.4	33.4	37.41	89	PASS	39.14	39.14	37.31	105	PASS	60 - 125%
Endrin Aldehyde	0	0	0	0	0	37.41	0	PASS	0	0	37.31	0	PASS	MDL - 149%
Endrin Ketone	0	0	0	41.01	41.01	37.41	110	PASS	38.78	38.78	37.31	104	PASS	45 - 125%
Heptachlor	0	0	0	38.66	38.66	37.41	103	PASS	41.06	41.06	37.31	110	PASS	45 - 125%
Heptachlor Epoxide	0	0	0	42.61	42.61	37.41	114	PASS	41.93	41.93	37.31	112	PASS	60 - 120%
Methoxychlor	0	0	0	38.56	38.56	37.41	103	PASS	40.65	40.65	37.31	109	PASS	35 - 140%
Mirex	0	0	0	28.19	28.19	37.41	75	PASS	28.22	28.22	37.31	76	PASS	50 - 130%
Oxychlorthane	0	0	0	30.81	30.81	37.41	82	PASS	29.85	29.85	37.31	80	PASS	70 - 130%
Perthane	0	0	0	48.71	48.71	37.41	130	PASS	44.5	44.5	37.31	119	PASS	60 - 140%
trans-Nonachlor	0	0	0	30.56	30.56	37.41	82	PASS	29.4	29.4	37.31	79	PASS	60 - 120%

PCB CongenersBatch ID: **27221c-31041**

PCB008	0	0	0	27.24	27.24	29.93	91	PASS	23.88	23.88	29.85	80	PASS	60 - 125%
PCB018	0	0	0	26.92	26.92	29.93	90	PASS	26.15	26.15	29.85	88	PASS	60 - 125%
PCB028	0	0	0	22.81	22.81	29.93	76	PASS	23.99	23.99	29.85	80	PASS	60 - 125%
PCB031	0	0	0	24.05	24.05	29.93	80	PASS	25.89	25.89	29.85	87	PASS	60 - 125%
PCB033	0	0	0	25.4	25.4	29.93	85	PASS	28.26	28.26	29.85	95	PASS	60 - 125%
PCB037	0	0	0	26.42	26.42	29.93	88	PASS	23.24	23.24	29.85	78	PASS	60 - 125%

Sample ID: **57270-MS1/MS2** E-1**TOP**Date Sampled: **9/18/2007**

Parameter	<u>Non-Spiked Sample Concentration</u>			<u>Matrix Spike Results</u>					<u>Matrix Spike Duplicate Results</u>					Acceptance Range
	Rep-1	Rep-2	Mean	Gross Conc.	Net Conc.	Spike Conc.	Percent Recovery	Comment	Gross Conc.	Net Conc.	Spike Conc.	Percent Recovery	Comment	
PCB044	0	0	0	26.77	26.77	29.93	89	PASS	24.13	24.13	29.85	81	PASS	60 - 125%
PCB049	0	0	0	27.67	27.67	29.93	92	PASS	22.68	22.68	29.85	76	PASS	60 - 125%
PCB052	0	0	0	25.68	25.68	29.93	86	PASS	22.88	22.88	29.85	77	PASS	60 - 125%
PCB066	0	0	0	26.51	26.51	29.93	89	PASS	25.13	25.13	29.85	84	PASS	60 - 125%
PCB070	0	0	0	25.63	25.63	29.93	86	PASS	25.07	25.07	29.85	84	PASS	60 - 125%
PCB074	0	0	0	27.51	27.51	29.93	92	PASS	25.73	25.73	29.85	86	PASS	60 - 125%
PCB077	0	0	0	27	27	29.93	90	PASS	25.02	25.02	29.85	84	PASS	60 - 125%
PCB081	0	0	0	27.43	27.43	29.93	92	PASS	24.76	24.76	29.85	83	PASS	60 - 125%
PCB087	0	0	0	26.02	26.02	29.93	87	PASS	23.75	23.75	29.85	80	PASS	60 - 125%
PCB095	0	0	0	27.14	27.14	29.93	91	PASS	22.05	22.05	29.85	74	PASS	60 - 125%
PCB097	0	0	0	25.62	25.62	29.93	86	PASS	22.4	22.4	29.85	75	PASS	60 - 125%
PCB099	0	0	0	27.21	27.21	29.93	91	PASS	25.56	25.56	29.85	86	PASS	60 - 125%
PCB101	0	0	0	26.43	26.43	29.93	88	PASS	24.87	24.87	29.85	83	PASS	60 - 125%
PCB105	0	0	0	25.98	25.98	29.93	87	PASS	23.88	23.88	29.85	80	PASS	60 - 125%
PCB110	0	0	0	27.07	27.07	29.93	90	PASS	21.63	21.63	29.85	72	PASS	60 - 125%
PCB114	0	0	0	27.79	27.79	29.93	93	PASS	24.42	24.42	29.85	82	PASS	60 - 125%
PCB118	0	0	0	25.51	25.51	29.93	85	PASS	23.96	23.96	29.85	80	PASS	60 - 125%
PCB119	0	0	0	25.21	25.21	29.93	84	PASS	23.7	23.7	29.85	79	PASS	60 - 125%
PCB123	0	0	0	27.59	27.59	29.93	92	PASS	23.81	23.81	29.85	80	PASS	60 - 125%
PCB126	0	0	0	29.05	29.05	29.93	97	PASS	26.62	26.62	29.85	89	PASS	60 - 125%
PCB128	0	0	0	28.3	28.3	29.93	95	PASS	23.52	23.52	29.85	79	PASS	60 - 125%

Sample ID: **57270-MS1/MS2** E-1**TOP**Date Sampled: **9/18/2007**

Parameter	<u>Non-Spiked Sample Concentration</u>			<u>Matrix Spike Results</u>					<u>Matrix Spike Duplicate Results</u>					Acceptance Range
	Rep-1	Rep-2	Mean	Gross Conc.	Net Conc.	Spike Conc.	Percent Recovery	Comment	Gross Conc.	Net Conc.	Spike Conc.	Percent Recovery	Comment	
PCB138	0	0	0	28.4	28.4	29.93	95	PASS	24.46	24.46	29.85	82	PASS	60 - 125%
PCB141	0	0	0	26.15	26.15	29.93	87	PASS	27.13	27.13	29.85	91	PASS	60 - 125%
PCB149	0	0	0	25.93	25.93	29.93	87	PASS	23.82	23.82	29.85	80	PASS	60 - 125%
PCB151	0	0	0	26.19	26.19	29.93	88	PASS	24.88	24.88	29.85	83	PASS	60 - 125%
PCB153	0	0	0	26.74	26.74	29.93	89	PASS	24.11	24.11	29.85	81	PASS	60 - 125%
PCB156	0	0	0	31.49	31.49	29.93	105	PASS	29.38	29.38	29.85	98	PASS	60 - 125%
PCB157	0	0	0	29.81	29.81	29.93	100	PASS	24.58	24.58	29.85	82	PASS	60 - 125%
PCB158	0	0	0	25.73	25.73	29.93	86	PASS	23.33	23.33	29.85	78	PASS	60 - 125%
PCB167	0	0	0	27.62	27.62	29.93	92	PASS	24.7	24.7	29.85	83	PASS	60 - 125%
PCB168+132	0	0	0	51.14	51.14	59.86	85	PASS	46.51	46.51	59.7	78	PASS	60 - 125%
PCB169	0	0	0	34.15	34.15	29.93	114	PASS	26.1	26.1	29.85	87	PASS	60 - 125%
PCB170	0	0	0	29.6	29.6	29.93	99	PASS	23.19	23.19	29.85	78	PASS	60 - 125%
PCB177	0	0	0	27.06	27.06	29.93	90	PASS	22.66	22.66	29.85	76	PASS	60 - 125%
PCB180	0	0	0	30.63	30.63	29.93	102	PASS	27.15	27.15	29.85	91	PASS	60 - 125%
PCB183	0	0	0	26.65	26.65	29.93	89	PASS	24.04	24.04	29.85	81	PASS	60 - 125%
PCB187	0	0	0	26.38	26.38	29.93	88	PASS	22.93	22.93	29.85	77	PASS	60 - 125%
PCB189	1.3	1.3	1.3	30.26	28.96	29.93	97	PASS	23.77	22.47	29.85	75	PASS	60 - 125%
PCB194	0	0	0	26.83	26.83	29.93	90	PASS	24.55	24.55	29.85	82	PASS	60 - 125%
PCB195	0	0	0	27.04	27.04	29.93	90	PASS	22.62	22.62	29.85	76	PASS	60 - 125%
PCB200	0	0	0	27.02	27.02	29.93	90	PASS	25.41	25.41	29.85	85	PASS	60 - 125%
PCB201	0	0	0	26.77	26.77	29.93	89	PASS	24.36	24.36	29.85	82	PASS	60 - 125%

Sample ID: **57270-MS1/MS2** E-1

TOP

Date Sampled: 9/18/2007

<i>Parameter</i>	<u><i>Non-Spiked Sample Concentration</i></u>			<u><i>Matrix Spike Results</i></u>					<u><i>Matrix Spike Duplicate Results</i></u>					<i>Acceptance Range</i>
	<i>Rep-1</i>	<i>Rep-2</i>	<i>Mean</i>	<i>Gross Conc.</i>	<i>Net Conc.</i>	<i>Spike Conc.</i>	<i>Percent Recovery</i>	<i>Comment</i>	<i>Gross Conc.</i>	<i>Net Conc.</i>	<i>Spike Conc.</i>	<i>Percent Recovery</i>	<i>Comment</i>	
PCB206	0	0	0	29.22	29.22	29.93	98	PASS	25.88	25.88	29.85	87	PASS	60 - 125%
PCB209	0	0	0	26.99	26.99	29.93	90	PASS	23.86	23.86	29.85	80	PASS	60 - 125%

PRECISION DATA

CRG Marine Laboratories, Inc.

2020 Del Amo Blvd., Suite 200, Torrance, CA 90501-1206 (310) 533-5190 FAX (310) 533-5003 crglabs@sbcglobal.net

Trace Metals

Client: *Weston Solutions*

CRG Project ID: *27221c*

CRG ID#: 57251	Sample Description: QAQC LADPW MDR	Procedural Blank	Date Sampled:
Batch ID: 27221c-17067	Matrix: DI Water		Date Received:
			Date Processed: 08-Oct-07
			Date Analyzed: 09-Oct-07

CONSTITUENT	FRACTION	METHOD	BS1	BS2	Units	% RPD	ACCEPTANCE	COMMENT	QUALIFIER	
							RANGE		BS1	BS2
Aluminum (Al)	NA	EPA 6020m	2.678	2.766	µg	3	0 - 30%	PASS		
Antimony (Sb)	NA	EPA 6020m	0.198	0.2	µg	1	0 - 30%	PASS		
Arsenic (As)	NA	EPA 6020m	1.761	1.777	µg	1	0 - 30%	PASS		
Barium (Ba)	NA	EPA 6020m	2.238	2.245	µg	0	0 - 30%	PASS		
Beryllium (Be)	NA	EPA 6020m	1.506	1.531	µg	2	0 - 30%	PASS		
Cadmium (Cd)	NA	EPA 6020m	0.195	0.195	µg	0	0 - 30%	PASS		
Chromium (Cr)	NA	EPA 6020m	1.775	1.806	µg	2	0 - 30%	PASS		
Cobalt (Co)	NA	EPA 6020m	1.825	1.85	µg	1	0 - 30%	PASS		
Copper (Cu)	NA	EPA 6020m	1.721	1.751	µg	2	0 - 30%	PASS		
Iron (Fe)	NA	EPA 6020m	1.678	1.691	µg	1	0 - 30%	PASS		
Lead (Pb)	NA	EPA 6020m	2.116	2.104	µg	1	0 - 30%	PASS		
Manganese (Mn)	NA	EPA 6020m	1.543	1.559	µg	1	0 - 30%	PASS		
Molybdenum (Mo)	NA	EPA 6020m	2.044	2.032	µg	1	0 - 30%	PASS		
Nickel (Ni)	NA	EPA 6020m	1.654	1.675	µg	1	0 - 30%	PASS		
Selenium (Se)	NA	EPA 6020m	1.634	1.669	µg	2	0 - 30%	PASS		
Silver (Ag)	NA	EPA 6020m	0.223	0.239	µg	7	0 - 30%	PASS		
Strontium (Sr)	NA	EPA 6020m	2.061	2.068	µg	0	0 - 30%	PASS		
Thallium (Tl)	NA	EPA 6020m	2.105	2.111	µg	0	0 - 30%	PASS		
Tin (Sn)	NA	EPA 6020m	2.148	2.166	µg	1	0 - 30%	PASS		
Titanium (Ti)	NA	EPA 6020m	1.573	1.604	µg	2	0 - 30%	PASS		
Vanadium (V)	NA	EPA 6020m	1.624	1.645	µg	1	0 - 30%	PASS		
Zinc (Zn)	NA	EPA 6020m	1.757	1.771	µg	1	0 - 30%	PASS		

MDL= Method Detection Limit (CFR 40 Part 136); RL= Reporting Limit; E= Estimated Value below the RL and above the MDL; ND= Not Detected; NA= Not Applicable.

California ELAP Certificate # 2261
57251

CRG Marine Laboratories, Inc.

2020 Del Amo Blvd., Suite 200, Torrance, CA 90501-1206 (310) 533-5190 FAX (310) 533-5003 crglabs@sbcglobal.net

Trace Metals

Client: *Weston Solutions*

CRG Project ID: *27221c*

CRG ID#: 57272	Sample Description: QAQC LADPW MDR	CRM (RTC016-050) Lot# BE016	Date Sampled:
Batch ID: 27221c-17067	Matrix: Sediment		Date Received:
			Date Processed: 08-Oct-07
			Date Analyzed: 09-Oct-07

CONSTITUENT	FRACTION	METHOD	CRM1	CRM2	Units	% RPD	ACCEPTANCE	COMMENT	QUALIFIER	
							RANGE		CRM1	CRM2
Aluminum (Al)	NA	EPA 6020m	9600	8846	µg/dry g	8	0 - 30%	PASS		
Arsenic (As)	NA	EPA 6020m	7.056	6.764	µg/dry g	4	0 - 30%	PASS		
Beryllium (Be)	NA	EPA 6020m	0.52	0.49	µg/dry g	6	0 - 30%	PASS		
Cadmium (Cd)	NA	EPA 6020m	0.251	0.247	µg/dry g	2	0 - 30%	PASS		
Chromium (Cr)	NA	EPA 6020m	15.85	14.76	µg/dry g	7	0 - 30%	PASS		
Cobalt (Co)	NA	EPA 6020m	6.338	6.21	µg/dry g	2	0 - 30%	PASS		
Copper (Cu)	NA	EPA 6020m	15.23	15.04	µg/dry g	1	0 - 30%	PASS		
Iron (Fe)	NA	EPA 6020m	17930	17650	µg/dry g	2	0 - 30%	PASS		
Lead (Pb)	NA	EPA 6020m	15.18	14.96	µg/dry g	1	0 - 30%	PASS		
Manganese (Mn)	NA	EPA 6020m	188.9	187.8	µg/dry g	1	0 - 30%	PASS		
Nickel (Ni)	NA	EPA 6020m	17.1	16.5	µg/dry g	4	0 - 30%	PASS		
Tin (Sn)	NA	EPA 6020m	1.122	0.971	µg/dry g	14	0 - 30%	PASS		
Vanadium (V)	NA	EPA 6020m	26.4	24.49	µg/dry g	8	0 - 30%	PASS		
Zinc (Zn)	NA	EPA 6020m	68.88	68.25	µg/dry g	1	0 - 30%	PASS		

MDL= Method Detection Limit (CFR 40 Part 136); RL= Reporting Limit; E= Estimated Value below the RL and above the MDL; ND= Not Detected; NA= Not Applicable.

California ELAP Certificate # 2261
57272

CRG Marine Laboratories, Inc.

2020 Del Amo Blvd., Suite 200, Torrance, CA 90501-1206 (310) 533-5190 FAX (310) 533-5003 crglabs@sbcglobal.net

Trace Metals

Client: *Weston Solutions*

CRG Project ID: *27221c*

CRG ID#: 57252	Sample Description: H-2 LADPW MDR	Date Sampled: 17-Sep-07 13:45
Batch ID: 27221c-17067	Matrix: Sediment	Date Received: 19-Sep-07
		Date Processed: 08-Oct-07
		Date Analyzed: 09-Oct-07

CONSTITUENT	FRACTION	METHOD	R1	R2	Units	% RPD	ACCEPTANCE RANGE	COMMENT	QUALIFIER	
									R1	R2
Aluminum (Al)	NA	EPA 6020m	13580	13360	µg/dry g	2	0 - 30%	PASS		
Antimony (Sb)	NA	EPA 6020m	0.253	0.24	µg/dry g	5	0 - 30%	PASS		
Arsenic (As)	NA	EPA 6020m	6.315	6.316	µg/dry g	0	0 - 30%	PASS		
Barium (Ba)	NA	EPA 6020m	83.03	83.09	µg/dry g	0	0 - 30%	PASS		
Beryllium (Be)	NA	EPA 6020m	0.419	0.424	µg/dry g	1	0 - 30%	PASS		
Cadmium (Cd)	NA	EPA 6020m	0.285	0.247	µg/dry g	14	0 - 30%	PASS		
Chromium (Cr)	NA	EPA 6020m	30.83	29.36	µg/dry g	5	0 - 30%	PASS		
Cobalt (Co)	NA	EPA 6020m	7.009	6.989	µg/dry g	0	0 - 30%	PASS		
Copper (Cu)	NA	EPA 6020m	137	137.2	µg/dry g	0	0 - 30%	PASS		
Iron (Fe)	NA	EPA 6020m	23700	23600	µg/dry g	0	0 - 30%	PASS		
Lead (Pb)	NA	EPA 6020m	43.1	42.77	µg/dry g	1	0 - 30%	PASS		
Manganese (Mn)	NA	EPA 6020m	184.8	183.9	µg/dry g	0	0 - 30%	PASS		
Molybdenum (Mo)	NA	EPA 6020m	0.817	0.783	µg/dry g	4	0 - 30%	PASS		
Nickel (Ni)	NA	EPA 6020m	18.63	18.67	µg/dry g	0	0 - 30%	PASS		
Selenium (Se)	NA	EPA 6020m	0.497	0.463	µg/dry g	7	0 - 30%	PASS		
Silver (Ag)	NA	EPA 6020m	0.413	0.596	µg/dry g	36	0 - 30%	FAIL		
Strontium (Sr)	NA	EPA 6020m	66.93	65.35	µg/dry g	2	0 - 30%	PASS		
Thallium (Tl)	NA	EPA 6020m	0.215	0.212	µg/dry g	1	0 - 30%	PASS		
Tin (Sn)	NA	EPA 6020m	3.06	2.38	µg/dry g	25	0 - 30%	PASS		
Titanium (Ti)	NA	EPA 6020m	784.7	780.6	µg/dry g	1	0 - 30%	PASS		
Vanadium (V)	NA	EPA 6020m	38.49	38.17	µg/dry g	1	0 - 30%	PASS		
Zinc (Zn)	NA	EPA 6020m	162.8	160.9	µg/dry g	1	0 - 30%	PASS		

MDL= Method Detection Limit (CFR 40 Part 136); RL= Reporting Limit; E= Estimated Value below the RL and above the MDL; ND= Not Detected; NA= Not Applicable.

California ELAP Certificate # 2261
57252

CRG Marine Laboratories, Inc.

2020 Del Amo Blvd., Suite 200, Torrance, CA 90501-1206 (310) 533-5190 FAX (310) 533-5003 crglabs@sbcglobal.net

Chlorinated Pesticides

Client: *Weston Solutions*

CRG Project ID: *27221c*

CRG ID#: 57251	Sample Description: QAQC LADPW MDR	Procedural Blank	Date Sampled:
Batch ID: 27221c-31041	Matrix: DI Water		Date Received:
			Date Processed: 29-Sep-07
			Date Analyzed: 13-Oct-07

CONSTITUENT	FRACTION	METHOD	BS1	BS2	Units	% RPD	ACCEPTANCE RANGE	COMMENT	QUALIFIER	
									BS1	BS2
(PCB030)	NA	EPA 8270Cm	65	75	% Recovery	14	0 - 30%	PASS		
(PCB112)	NA	EPA 8270Cm	73	81	% Recovery	10	0 - 30%	PASS		
(PCB198)	NA	EPA 8270Cm	74	82	% Recovery	10	0 - 30%	PASS		
(TCMX)	NA	EPA 8270Cm	65	71	% Recovery	9	0 - 30%	PASS		
2,4'-DDD	NA	EPA 8270Cm	371.5	415.1	ng	11	0 - 30%	PASS		
2,4'-DDE	NA	EPA 8270Cm	286.3	337	ng	16	0 - 30%	PASS		
2,4'-DDT	NA	EPA 8270Cm	350.9	412.2	ng	16	0 - 30%	PASS		
4,4'-DDD	NA	EPA 8270Cm	425.2	448.9	ng	5	0 - 30%	PASS		
4,4'-DDE	NA	EPA 8270Cm	295.7	328.9	ng	11	0 - 30%	PASS		
4,4'-DDT	NA	EPA 8270Cm	418.8	468.8	ng	11	0 - 30%	PASS		
Aldrin	NA	EPA 8270Cm	283.6	338.6	ng	18	0 - 30%	PASS		
BHC-alpha	NA	EPA 8270Cm	251.5	311.5	ng	21	0 - 30%	PASS		
BHC-beta	NA	EPA 8270Cm	320.1	399	ng	22	0 - 30%	PASS		
BHC-delta	NA	EPA 8270Cm	315.7	354.4	ng	12	0 - 30%	PASS		
BHC-gamma	NA	EPA 8270Cm	305	341.4	ng	11	0 - 30%	PASS		
Chlordane-alpha	NA	EPA 8270Cm	308.3	352.4	ng	13	0 - 30%	PASS		
Chlordane-gamma	NA	EPA 8270Cm	309.3	328.9	ng	6	0 - 30%	PASS		
cis-Nonachlor	NA	EPA 8270Cm	370.4	363.3	ng	2	0 - 30%	PASS		
DCPA (Dacthal)	NA	EPA 8270Cm	316.5	339.6	ng	7	0 - 30%	PASS		
Dicofol	NA	EPA 8270Cm	296	380.6	ng	25	0 - 30%	PASS		
Dieldrin	NA	EPA 8270Cm	265.8	317	ng	18	0 - 30%	PASS		
Endosulfan Sulfate	NA	EPA 8270Cm	311.1	366.8	ng	16	0 - 30%	PASS		
Endosulfan-I	NA	EPA 8270Cm	218.4	225.4	ng	3	0 - 30%	PASS		
Endosulfan-II	NA	EPA 8270Cm	289.7	320.9	ng	10	0 - 30%	PASS		

MDL= Method Detection Limit (CFR 40 Part 136); RL= Reporting Limit; E= Estimated Value below the RL and above the MDL; ND= Not Detected; NA= Not Applicable.

California ELAP Certificate # 2261
57251

CRG Marine Laboratories, Inc.

2020 Del Amo Blvd., Suite 200, Torrance, CA 90501-1206 (310) 533-5190 FAX (310) 533-5003 crglabs@sbcglobal.net

Chlorinated Pesticides

Client: *Weston Solutions*

CRG Project ID: *27221c*

CRG ID#: *57251*

Sample Description: QAQC
LADPW MDR

Procedural Blank

Date Sampled:

Date Received:

Batch ID: *27221c-31041*

Matrix: DI Water

Date Processed: 29-Sep-07

Date Analyzed: 13-Oct-07

CONSTITUENT	FRACTION	METHOD	BS1	BS2	Units	% RPD	ACCEPTANCE	COMMENT	QUALIFIER	
							RANGE		BS1	BS2
Endrin	NA	EPA 8270Cm	395.4	485.6	ng	20	0 - 30%	PASS		
Endrin Ketone	NA	EPA 8270Cm	499.5	460.7	ng	8	0 - 30%	PASS		
Heptachlor	NA	EPA 8270Cm	354.2	421.4	ng	17	0 - 30%	PASS		
Heptachlor Epoxide	NA	EPA 8270Cm	473.1	428.9	ng	10	0 - 30%	PASS		
Methoxychlor	NA	EPA 8270Cm	500.4	554	ng	10	0 - 30%	PASS		
Mirex	NA	EPA 8270Cm	277.7	323.6	ng	15	0 - 30%	PASS		
Oxychlorane	NA	EPA 8270Cm	329.4	355.8	ng	8	0 - 30%	PASS		
Perthane	NA	EPA 8270Cm	466.4	487	ng	4	0 - 30%	PASS		
trans-Nonachlor	NA	EPA 8270Cm	324	350	ng	8	0 - 30%	PASS		

MDL= Method Detection Limit (CFR 40 Part 136); RL= Reporting Limit; E= Estimated Value below the RL and above the MDL; ND= Not Detected; NA= Not Applicable.

California ELAP Certificate # 2261
57251

CRG Marine Laboratories, Inc.

2020 Del Amo Blvd., Suite 200, Torrance, CA 90501-1206 (310) 533-5190 FAX (310) 533-5003 crglabs@sbcglobal.net

Chlorinated Pesticides

Client: *Weston Solutions*

CRG Project ID: *27221c*

CRG ID#: 57270	Sample Description: E-1 LADPW MDR	TOP	Date Sampled: 18-Sep-07 14:00
Batch ID: 27221c-31041	Matrix: Sediment		Date Received: 19-Sep-07
			Date Processed: 29-Sep-07
			Date Analyzed: 13-Oct-07

CONSTITUENT	FRACTION	METHOD	R1	R2	Units	% RPD	ACCEPTANCE RANGE	COMMENT	QUALIFIER	
									R1	R2
(PCB030)	NA	EPA 8270Cm	69	68	% Recovery	1	0 - 30%	PASS		
(PCB112)	NA	EPA 8270Cm	73	73	% Recovery	0	0 - 30%	PASS		
(PCB198)	NA	EPA 8270Cm	76	77	% Recovery	1	0 - 30%	PASS		
(TCMX)	NA	EPA 8270Cm	68	67	% Recovery	1	0 - 30%	PASS		
2,4'-DDD	NA	EPA 8270Cm	9.9	9.7	ng/dry g	2	0 - 30%	PASS		
2,4'-DDE	NA	EPA 8270Cm	3.1	2.7	ng/dry g	14	0 - 30%	PASS		
4,4'-DDD	NA	EPA 8270Cm	27.5	27.7	ng/dry g	1	0 - 30%	PASS		
4,4'-DDE	NA	EPA 8270Cm	56.5	55.7	ng/dry g	1	0 - 30%	PASS		
Dicofol	NA	EPA 8270Cm	6.3	9.3	ng/dry g	38	0 - 30%	FAIL	NA	NA

MDL= Method Detection Limit (CFR 40 Part 136); RL= Reporting Limit; E= Estimated Value below the RL and above the MDL; ND= Not Detected; NA= Not Applicable.

California ELAP Certificate # 2261
57270

CRG Marine Laboratories, Inc.

2020 Del Amo Blvd., Suite 200, Torrance, CA 90501-1206 (310) 533-5190 FAX (310) 533-5003 crglabs@sbcglobal.net

Chlorinated Pesticides

Client: *Weston Solutions*

CRG Project ID: *27221c*

CRG ID#: 57270	Sample Description: E-1 LADPW MDR	TOP	Date Sampled: 18-Sep-07 14:00
Batch ID: 27221c-31041	Matrix: Sediment		Date Received: 19-Sep-07
			Date Processed: 29-Sep-07
			Date Analyzed: 13-Oct-07

CONSTITUENT	FRACTION	METHOD	MS1	MS2	Units	% RPD	ACCEPTANCE RANGE	COMMENT	QUALIFIER	
									MS1	MS2
(PCB030)	NA	EPA 8270Cm	66	69	% Recovery	4	0 - 30%	PASS		
(PCB112)	NA	EPA 8270Cm	74	74	% Recovery	0	0 - 30%	PASS		
(PCB198)	NA	EPA 8270Cm	74	78	% Recovery	5	0 - 30%	PASS		
(TCMX)	NA	EPA 8270Cm	71	69	% Recovery	3	0 - 30%	PASS		
2,4'-DDD	NA	EPA 8270Cm	485.4	442.9	ng	9	0 - 30%	PASS		
2,4'-DDE	NA	EPA 8270Cm	357.8	333.9	ng	7	0 - 30%	PASS		
2,4'-DDT	NA	EPA 8270Cm	428.6	387	ng	10	0 - 30%	PASS		
4,4'-DDD	NA	EPA 8270Cm	812.1	787.8	ng	3	0 - 30%	PASS		
4,4'-DDE	NA	EPA 8270Cm	928.8	968.5	ng	4	0 - 30%	PASS		
4,4'-DDT	NA	EPA 8270Cm	461.7	562	ng	20	0 - 30%	PASS		
Aldrin	NA	EPA 8270Cm	273.8	288	ng	5	0 - 30%	PASS		
BHC-alpha	NA	EPA 8270Cm	316.3	358.7	ng	13	0 - 30%	PASS		
BHC-beta	NA	EPA 8270Cm	388.1	379.5	ng	2	0 - 30%	PASS		
BHC-delta	NA	EPA 8270Cm	331.1	331.2	ng	0	0 - 30%	PASS		
BHC-gamma	NA	EPA 8270Cm	327.3	336.6	ng	3	0 - 30%	PASS		
Chlordane-alpha	NA	EPA 8270Cm	347.8	310.2	ng	11	0 - 30%	PASS		
Chlordane-gamma	NA	EPA 8270Cm	345	321	ng	7	0 - 30%	PASS		
cis-Nonachlor	NA	EPA 8270Cm	371.8	344.6	ng	8	0 - 30%	PASS		
DCPA (Dacthal)	NA	EPA 8270Cm	348	315.9	ng	10	0 - 30%	PASS		
Dicofol	NA	EPA 8270Cm	467.1	458.2	ng	2	0 - 30%	PASS		
Dieldrin	NA	EPA 8270Cm	401.7	297.4	ng	30	0 - 30%	PASS		
Endosulfan Sulfate	NA	EPA 8270Cm	333.2	352	ng	5	0 - 30%	PASS		
Endosulfan-I	NA	EPA 8270Cm	420.1	412.4	ng	2	0 - 30%	PASS		
Endosulfan-II	NA	EPA 8270Cm	440.4	438.7	ng	0	0 - 30%	PASS		

MDL= Method Detection Limit (CFR 40 Part 136); RL= Reporting Limit; E= Estimated Value below the RL and above the MDL; ND= Not Detected; NA= Not Applicable.

California ELAP Certificate # 2261
57270

CRG Marine Laboratories, Inc.

2020 Del Amo Blvd., Suite 200, Torrance, CA 90501-1206 (310) 533-5190 FAX (310) 533-5003 crglabs@sbcglobal.net

Chlorinated Pesticides

Client: *Weston Solutions*

CRG Project ID: *27221c*

CRG ID#: 57270

Sample: E-1 TOP

Date Sampled: 18-Sep-07 14:00

Description: LADPW MDR

Date Received: 19-Sep-07

Batch ID: 27221c-31041

Matrix: Sediment

Date Processed: 29-Sep-07

Date Analyzed: 13-Oct-07

CONSTITUENT	FRACTION	METHOD	MS1	MS2	Units	% RPD	ACCEPTANCE	COMMENT	QUALIFIER	
							RANGE		MS1	MS2
Endrin	NA	EPA 8270Cm	357.1	419.6	ng	16	0 - 30%	PASS		
Endrin Ketone	NA	EPA 8270Cm	438.4	415.8	ng	5	0 - 30%	PASS		
Heptachlor	NA	EPA 8270Cm	413.3	440.2	ng	6	0 - 30%	PASS		
Heptachlor Epoxide	NA	EPA 8270Cm	455.6	449.5	ng	1	0 - 30%	PASS		
Methoxychlor	NA	EPA 8270Cm	412.3	435.8	ng	6	0 - 30%	PASS		
Mirex	NA	EPA 8270Cm	301.4	302.6	ng	0	0 - 30%	PASS		
Oxychlorane	NA	EPA 8270Cm	329.4	320	ng	3	0 - 30%	PASS		
Perthane	NA	EPA 8270Cm	520.8	477.1	ng	9	0 - 30%	PASS		
trans-Nonachlor	NA	EPA 8270Cm	326.7	315.2	ng	4	0 - 30%	PASS		

MDL= Method Detection Limit (CFR 40 Part 136); RL= Reporting Limit; E= Estimated Value below the RL and above the MDL; ND= Not Detected; NA= Not Applicable.

California ELAP Certificate # 2261
57270

CRG Marine Laboratories, Inc.

2020 Del Amo Blvd., Suite 200, Torrance, CA 90501-1206 (310) 533-5190 FAX (310) 533-5003 crglabs@sbcglobal.net

PCB Congeners

Client: *Weston Solutions*

CRG Project ID: *27221c*

CRG ID#: 57251	Sample Description: QAQC LADPW MDR	Procedural Blank	Date Sampled:
Batch ID: 27221c-31041	Matrix: DI Water		Date Received:
			Date Processed: 29-Sep-07
			Date Analyzed: 13-Oct-07

CONSTITUENT	FRACTION	METHOD	BS1	BS2	Units	% RPD	ACCEPTANCE RANGE	COMMENT	QUALIFIER	
									BS1	BS2
PCB008	NA	EPA 8270Cm	231.5	265.4	ng	14	0 - 30%	PASS		
PCB018	NA	EPA 8270Cm	238	258.1	ng	8	0 - 30%	PASS		
PCB028	NA	EPA 8270Cm	222.4	268.3	ng	19	0 - 30%	PASS		
PCB031	NA	EPA 8270Cm	235.1	287.6	ng	20	0 - 30%	PASS		
PCB033	NA	EPA 8270Cm	243	285.8	ng	16	0 - 30%	PASS		
PCB037	NA	EPA 8270Cm	253.1	296.9	ng	16	0 - 30%	PASS		
PCB044	NA	EPA 8270Cm	243.1	279.4	ng	14	0 - 30%	PASS		
PCB049	NA	EPA 8270Cm	225.8	271.3	ng	18	0 - 30%	PASS		
PCB052	NA	EPA 8270Cm	231.4	279.2	ng	19	0 - 30%	PASS		
PCB066	NA	EPA 8270Cm	251.7	278.5	ng	10	0 - 30%	PASS		
PCB070	NA	EPA 8270Cm	248.6	273	ng	9	0 - 30%	PASS		
PCB074	NA	EPA 8270Cm	242	298	ng	21	0 - 30%	PASS		
PCB077	NA	EPA 8270Cm	263.2	305.6	ng	15	0 - 30%	PASS		
PCB081	NA	EPA 8270Cm	256.2	303.8	ng	17	0 - 30%	PASS		
PCB087	NA	EPA 8270Cm	236.7	285.8	ng	19	0 - 30%	PASS		
PCB095	NA	EPA 8270Cm	229.5	260.4	ng	13	0 - 30%	PASS		
PCB097	NA	EPA 8270Cm	242.2	268.1	ng	10	0 - 30%	PASS		
PCB099	NA	EPA 8270Cm	248.4	285.5	ng	14	0 - 30%	PASS		
PCB101	NA	EPA 8270Cm	235.2	273.3	ng	15	0 - 30%	PASS		
PCB105	NA	EPA 8270Cm	251.6	288.2	ng	14	0 - 30%	PASS		
PCB110	NA	EPA 8270Cm	240	294	ng	20	0 - 30%	PASS		
PCB114	NA	EPA 8270Cm	249.9	294.3	ng	16	0 - 30%	PASS		
PCB118	NA	EPA 8270Cm	254.5	293.2	ng	14	0 - 30%	PASS		
PCB119	NA	EPA 8270Cm	237.4	273.2	ng	14	0 - 30%	PASS		

MDL= Method Detection Limit (CFR 40 Part 136); RL= Reporting Limit; E= Estimated Value below the RL and above the MDL; ND= Not Detected; NA= Not Applicable.

California ELAP Certificate # 2261
57251

CRG Marine Laboratories, Inc.

2020 Del Amo Blvd., Suite 200, Torrance, CA 90501-1206 (310) 533-5190 FAX (310) 533-5003 crglabs@sbcglobal.net

PCB Congeners

Client: *Weston Solutions*

CRG Project ID: *27221c*

CRG ID#: 57251	Sample Description: QAQC LADPW MDR	Procedural Blank	Date Sampled:
Batch ID: 27221c-31041	Matrix: DI Water		Date Received:
			Date Processed: 29-Sep-07
			Date Analyzed: 13-Oct-07

CONSTITUENT	FRACTION	METHOD	BS1	BS2	Units	% RPD	ACCEPTANCE RANGE	COMMENT	QUALIFIER	
									BS1	BS2
PCB123	NA	EPA 8270Cm	243.5	295.8	ng	19	0 - 30%	PASS		
PCB126	NA	EPA 8270Cm	267.7	314.5	ng	16	0 - 30%	PASS		
PCB128	NA	EPA 8270Cm	249.4	301.1	ng	19	0 - 30%	PASS		
PCB138	NA	EPA 8270Cm	247	278.5	ng	12	0 - 30%	PASS		
PCB141	NA	EPA 8270Cm	242.7	287.4	ng	17	0 - 30%	PASS		
PCB149	NA	EPA 8270Cm	236.5	266.5	ng	12	0 - 30%	PASS		
PCB151	NA	EPA 8270Cm	242.7	265.5	ng	9	0 - 30%	PASS		
PCB153	NA	EPA 8270Cm	254.8	275	ng	8	0 - 30%	PASS		
PCB156	NA	EPA 8270Cm	272.4	295.1	ng	8	0 - 30%	PASS		
PCB157	NA	EPA 8270Cm	250.8	289.7	ng	14	0 - 30%	PASS		
PCB158	NA	EPA 8270Cm	255.9	295.3	ng	14	0 - 30%	PASS		
PCB167	NA	EPA 8270Cm	257.6	310.4	ng	19	0 - 30%	PASS		
PCB168+132	NA	EPA 8270Cm	473.8	539.6	ng	13	0 - 30%	PASS		
PCB169	NA	EPA 8270Cm	274.6	315.9	ng	14	0 - 30%	PASS		
PCB170	NA	EPA 8270Cm	253.1	301.6	ng	17	0 - 30%	PASS		
PCB177	NA	EPA 8270Cm	231.7	282.7	ng	20	0 - 30%	PASS		
PCB180	NA	EPA 8270Cm	284.7	319.4	ng	11	0 - 30%	PASS		
PCB183	NA	EPA 8270Cm	241.2	282.6	ng	16	0 - 30%	PASS		
PCB187	NA	EPA 8270Cm	234.5	284.5	ng	19	0 - 30%	PASS		
PCB189	NA	EPA 8270Cm	264.6	311.8	ng	16	0 - 30%	PASS		
PCB194	NA	EPA 8270Cm	255.6	310.1	ng	19	0 - 30%	PASS		
PCB195	NA	EPA 8270Cm	243.4	261	ng	7	0 - 30%	PASS		
PCB200	NA	EPA 8270Cm	247.3	299.8	ng	19	0 - 30%	PASS		
PCB201	NA	EPA 8270Cm	249.9	283.8	ng	13	0 - 30%	PASS		

MDL= Method Detection Limit (CFR 40 Part 136); RL= Reporting Limit; E= Estimated Value below the RL and above the MDL; ND= Not Detected; NA= Not Applicable.

California ELAP Certificate # 2261
57251

CRG Marine Laboratories, Inc.

2020 Del Amo Blvd., Suite 200, Torrance, CA 90501-1206 (310) 533-5190 FAX (310) 533-5003 crglabs@sbcglobal.net

PCB Congeners

Client: *Weston Solutions*

CRG Project ID: *27221c*

CRG ID#: *57251*

Sample Description: QAQC
LADPW MDR

Procedural Blank

Date Sampled:

Date Received:

Batch ID: *27221c-31041*

Matrix: DI Water

Date Processed: 29-Sep-07

Date Analyzed: 13-Oct-07

CONSTITUENT	FRACTION	METHOD	BS1	BS2	Units	% RPD	ACCEPTANCE	COMMENT	QUALIFIER	
							RANGE		BS1	BS2
PCB206	NA	EPA 8270Cm	279.2	340.6	ng	20	0 - 30%	PASS		
PCB209	NA	EPA 8270Cm	263.5	318.1	ng	19	0 - 30%	PASS		

MDL= Method Detection Limit (CFR 40 Part 136); RL= Reporting Limit; E= Estimated Value below the RL and above the MDL; ND= Not Detected; NA= Not Applicable.

California ELAP Certificate # 2261
57251

CRG Marine Laboratories, Inc.

2020 Del Amo Blvd., Suite 200, Torrance, CA 90501-1206 (310) 533-5190 FAX (310) 533-5003 crglabs@sbcglobal.net

PCB Congeners

Client: *Weston Solutions*

CRG Project ID: *27221c*

CRG ID#: 57270	Sample Description: E-1 LADPW MDR	TOP	Date Sampled: 18-Sep-07 14:00
Batch ID: 27221c-31041	Matrix: Sediment		Date Received: 19-Sep-07
			Date Processed: 29-Sep-07
			Date Analyzed: 13-Oct-07

CONSTITUENT	FRACTION	METHOD	R1	R2	Units	% RPD	ACCEPTANCE RANGE	COMMENT	QUALIFIER	
									R1	R2
PCB189	NA	EPA 8270Cm	1.3	1.3	ng/dry g	0	0 - 30%	PASS		

MDL= Method Detection Limit (CFR 40 Part 136); RL= Reporting Limit; E= Estimated Value below the RL and above the MDL; ND= Not Detected; NA= Not Applicable.

California ELAP Certificate # 2261
57270

CRG Marine Laboratories, Inc.

2020 Del Amo Blvd., Suite 200, Torrance, CA 90501-1206 (310) 533-5190 FAX (310) 533-5003 crglabs@sbcglobal.net

PCB Congeners

Client: *Weston Solutions*

CRG Project ID: *27221c*

CRG ID#: 57270	Sample Description: E-1 LADPW MDR	TOP	Date Sampled: 18-Sep-07 14:00
Batch ID: 27221c-31041	Matrix: Sediment		Date Received: 19-Sep-07
			Date Processed: 29-Sep-07
			Date Analyzed: 13-Oct-07

CONSTITUENT	FRACTION	METHOD	MS1	MS2	Units	% RPD	ACCEPTANCE	COMMENT	QUALIFIER	
							RANGE		MS1	MS2
PCB008	NA	EPA 8270Cm	291.3	256	ng	13	0 - 30%	PASS		
PCB018	NA	EPA 8270Cm	287.8	280.4	ng	3	0 - 30%	PASS		
PCB028	NA	EPA 8270Cm	243.9	257.2	ng	5	0 - 30%	PASS		
PCB031	NA	EPA 8270Cm	257.1	277.6	ng	8	0 - 30%	PASS		
PCB033	NA	EPA 8270Cm	271.6	303	ng	11	0 - 30%	PASS		
PCB037	NA	EPA 8270Cm	282.5	249.2	ng	13	0 - 30%	PASS		
PCB044	NA	EPA 8270Cm	286.2	258.7	ng	10	0 - 30%	PASS		
PCB049	NA	EPA 8270Cm	295.8	243.2	ng	20	0 - 30%	PASS		
PCB052	NA	EPA 8270Cm	274.6	245.3	ng	11	0 - 30%	PASS		
PCB066	NA	EPA 8270Cm	283.4	269.5	ng	5	0 - 30%	PASS		
PCB070	NA	EPA 8270Cm	274	268.8	ng	2	0 - 30%	PASS		
PCB074	NA	EPA 8270Cm	294.1	275.9	ng	6	0 - 30%	PASS		
PCB077	NA	EPA 8270Cm	288.7	268.3	ng	7	0 - 30%	PASS		
PCB081	NA	EPA 8270Cm	293.3	265.5	ng	10	0 - 30%	PASS		
PCB087	NA	EPA 8270Cm	278.2	254.7	ng	9	0 - 30%	PASS		
PCB095	NA	EPA 8270Cm	290.2	236.4	ng	20	0 - 30%	PASS		
PCB097	NA	EPA 8270Cm	273.9	240.2	ng	13	0 - 30%	PASS		
PCB099	NA	EPA 8270Cm	290.9	274.1	ng	6	0 - 30%	PASS		
PCB101	NA	EPA 8270Cm	282.6	266.7	ng	6	0 - 30%	PASS		
PCB105	NA	EPA 8270Cm	277.8	256.1	ng	8	0 - 30%	PASS		
PCB110	NA	EPA 8270Cm	289.4	231.9	ng	22	0 - 30%	PASS		
PCB114	NA	EPA 8270Cm	297.1	261.8	ng	13	0 - 30%	PASS		
PCB118	NA	EPA 8270Cm	272.8	256.9	ng	6	0 - 30%	PASS		
PCB119	NA	EPA 8270Cm	269.5	254.1	ng	6	0 - 30%	PASS		

MDL= Method Detection Limit (CFR 40 Part 136); RL= Reporting Limit; E= Estimated Value below the RL and above the MDL; ND= Not Detected; NA= Not Applicable.

California ELAP Certificate # 2261
57270

CRG Marine Laboratories, Inc.

2020 Del Amo Blvd., Suite 200, Torrance, CA 90501-1206 (310) 533-5190 FAX (310) 533-5003 crglabs@sbcglobal.net

PCB Congeners

Client: *Weston Solutions*

CRG Project ID: *27221c*

CRG ID#: 57270	Sample Description: E-1 LADPW MDR	TOP	Date Sampled: 18-Sep-07 14:00
Batch ID: 27221c-31041	Matrix: Sediment		Date Received: 19-Sep-07
			Date Processed: 29-Sep-07
			Date Analyzed: 13-Oct-07

CONSTITUENT	FRACTION	METHOD	MS1	MS2	Units	% RPD	ACCEPTANCE	COMMENT	QUALIFIER	
							RANGE		MS1	MS2
PCB123	NA	EPA 8270Cm	295	255.3	ng	14	0 - 30%	PASS		
PCB126	NA	EPA 8270Cm	310.6	285.4	ng	8	0 - 30%	PASS		
PCB128	NA	EPA 8270Cm	302.6	252.2	ng	18	0 - 30%	PASS		
PCB138	NA	EPA 8270Cm	303.7	262.3	ng	15	0 - 30%	PASS		
PCB141	NA	EPA 8270Cm	279.6	290.9	ng	4	0 - 30%	PASS		
PCB149	NA	EPA 8270Cm	277.2	255.4	ng	8	0 - 30%	PASS		
PCB151	NA	EPA 8270Cm	280	266.8	ng	5	0 - 30%	PASS		
PCB153	NA	EPA 8270Cm	285.9	258.5	ng	10	0 - 30%	PASS		
PCB156	NA	EPA 8270Cm	336.7	315	ng	7	0 - 30%	PASS		
PCB157	NA	EPA 8270Cm	318.7	263.5	ng	19	0 - 30%	PASS		
PCB158	NA	EPA 8270Cm	275.1	250.1	ng	10	0 - 30%	PASS		
PCB167	NA	EPA 8270Cm	295.3	264.8	ng	11	0 - 30%	PASS		
PCB168+132	NA	EPA 8270Cm	546.7	498.6	ng	9	0 - 30%	PASS		
PCB169	NA	EPA 8270Cm	365.1	279.8	ng	26	0 - 30%	PASS		
PCB170	NA	EPA 8270Cm	316.5	248.6	ng	24	0 - 30%	PASS		
PCB177	NA	EPA 8270Cm	289.3	243	ng	17	0 - 30%	PASS		
PCB180	NA	EPA 8270Cm	327.5	291.1	ng	12	0 - 30%	PASS		
PCB183	NA	EPA 8270Cm	284.9	257.8	ng	10	0 - 30%	PASS		
PCB187	NA	EPA 8270Cm	282.1	245.9	ng	14	0 - 30%	PASS		
PCB189	NA	EPA 8270Cm	323.5	254.9	ng	24	0 - 30%	PASS		
PCB194	NA	EPA 8270Cm	286.9	263.2	ng	9	0 - 30%	PASS		
PCB195	NA	EPA 8270Cm	289.1	242.5	ng	18	0 - 30%	PASS		
PCB200	NA	EPA 8270Cm	288.9	272.5	ng	6	0 - 30%	PASS		
PCB201	NA	EPA 8270Cm	286.2	261.2	ng	9	0 - 30%	PASS		

MDL= Method Detection Limit (CFR 40 Part 136); RL= Reporting Limit; E= Estimated Value below the RL and above the MDL; ND= Not Detected; NA= Not Applicable.

California ELAP Certificate # 2261
57270

CRG Marine Laboratories, Inc.

2020 Del Amo Blvd., Suite 200, Torrance, CA 90501-1206 (310) 533-5190 FAX (310) 533-5003 crglabs@sbcglobal.net

PCB Congeners

Client: *Weston Solutions*

CRG Project ID: *27221c*

CRG ID#: 57270	Sample Description: E-1 LADPW MDR	TOP	Date Sampled: 18-Sep-07 14:00
Batch ID: 27221c-31041	Matrix: Sediment		Date Received: 19-Sep-07
			Date Processed: 29-Sep-07
			Date Analyzed: 13-Oct-07

CONSTITUENT	FRACTION	METHOD	MS1	MS2	Units	% RPD	ACCEPTANCE	COMMENT	QUALIFIER	
							RANGE		MS1	MS2
PCB206	NA	EPA 8270Cm	312.4	277.5	ng	12	0 - 30%	PASS		
PCB209	NA	EPA 8270Cm	288.6	255.8	ng	12	0 - 30%	PASS		

MDL= Method Detection Limit (CFR 40 Part 136); RL= Reporting Limit; E= Estimated Value below the RL and above the MDL; ND= Not Detected; NA= Not Applicable.

California ELAP Certificate # 2261
57270

**SUB-CONTRACT LAB
REPORT**



Applied Marine Sciences, Inc.

502 N. Hwy 3, Suite B, League City, TX 77573, (281) 554-7272 Fax (281) 554-6356

ANALYTICAL RESULTS

Client: CRG Marine Laboratories
Project Number: P27221c
Project Name: N/A
Client Sample ID: A-2
AMS Sample ID: 28943

AMS Project Number: 07-114
Date Sampled: 9/18/2007
Date Received: 10/3/2007

<u>Parameter</u>	<u>Result</u>	<u>Unit</u>	<u>Data Qualifier</u>	<u>LOD</u>	<u>LOQ</u>	<u>Method</u>	<u>Matrix</u>	<u>Date Analyzed</u>
Total Organic Carbon	1.18	%		0.01	0.03	EPA 9060A	Sediment	10/9/2007

Quality Assurance: These analyses were performed in accordance with EPA guidelines, the 2006 DoD Quality Systems Manual for Environmental Laboratories (Version 3), and the 2003 NELAC Standard, with the following exceptions:

- * TOC sample not analyzed in quadruplicate
- * TOC spike duplicate not analyzed every 10 samples

KS Davis, P.G.

AMS, Inc. Technical Director



Applied Marine Sciences, Inc.

502 N. Hwy 3, Suite B, League City, TX 77573, (281) 554-7272 Fax (281) 554-6356

ANALYTICAL RESULTS

Client: CRG Marine Laboratories
Project Number: P27221c
Project Name: N/A
Client Sample ID: B-2
AMS Sample ID: 28944

AMS Project Number: 07-114
Date Sampled: 9/18/2007
Date Received: 10/3/2007

<u>Parameter</u>	<u>Result</u>	<u>Unit</u>	<u>Data Qualifier</u>	<u>LOD</u>	<u>LOQ</u>	<u>Method</u>	<u>Matrix</u>	<u>Date Analyzed</u>
Total Organic Carbon	2.46	%		0.01	0.03	EPA 9060A	Sediment	10/9/2007

Quality Assurance: These analyses were performed in accordance with EPA guidelines, the 2006 DoD Quality Systems Manual for Environmental Laboratories (Version 3), and the 2003 NELAC Standard, with the following exceptions:

- * TOC sample not analyzed in quadruplicate
- * TOC spike duplicate not analyzed every 10 samples

KS Davis, P.G.

AMS, Inc. Technical Director



Applied Marine Sciences, Inc.

502 N. Hwy 3, Suite B, League City, TX 77573, (281) 554-7272 Fax (281) 554-6356

ANALYTICAL RESULTS

Client: CRG Marine Laboratories
Project Number: P27221c
Project Name: N/A
Client Sample ID: C-2
AMS Sample ID: 28945

AMS Project Number: 07-114
Date Sampled: 9/18/2007
Date Received: 10/3/2007

<u>Parameter</u>	<u>Result</u>	<u>Unit</u>	<u>Data Qualifier</u>	<u>LOD</u>	<u>LOQ</u>	<u>Method</u>	<u>Matrix</u>	<u>Date Analyzed</u>
Total Organic Carbon	1.32	%		0.01	0.03	EPA 9060A	Sediment	10/9/2007

Quality Assurance: These analyses were performed in accordance with EPA guidelines, the 2006 DoD Quality Systems Manual for Environmental Laboratories (Version 3), and the 2003 NELAC Standard, with the following exceptions:

- * TOC sample not analyzed in quadruplicate
- * TOC spike duplicate not analyzed every 10 samples

KS Davis, P.G.

AMS, Inc. Technical Director



Applied Marine Sciences, Inc.

502 N. Hwy 3, Suite B, League City, TX 77573, (281) 554-7272 Fax (281) 554-6356

ANALYTICAL RESULTS

Client: CRG Marine Laboratories
 Project Number: P27221c
 Project Name: N/A
 Client Sample ID: D-2
 AMS Sample ID: 28946

AMS Project Number: 07-114
 Date Sampled: 9/19/2007
 Date Received: 10/3/2007

<u>Parameter</u>	<u>Result</u>	<u>Unit</u>	<u>Data Qualifier</u>	<u>LOD</u>	<u>LOQ</u>	<u>Method</u>	<u>Matrix</u>	<u>Date Analyzed</u>
Total Organic Carbon	1.11	%		0.01	0.03	EPA 9060A	Sediment	10/9/2007

Quality Assurance: These analyses were performed in accordance with EPA guidelines, the 2006 DoD Quality Systems Manual for Environmental Laboratories (Version 3), and the 2003 NELAC Standard, with the following exceptions:

- * TOC sample not analyzed in quadruplicate
- * TOC spike duplicate not analyzed every 10 samples

KS Davis, P.G.

AMS, Inc. Technical Director





Applied Marine Sciences, Inc.

502 N. Hwy 3, Suite B, League City, TX 77573, (281) 554-7272 Fax (281) 554-6356

ANALYTICAL RESULTS

Client: CRG Marine Laboratories
Project Number: P27221c
Project Name: N/A
Client Sample ID: D-3
AMS Sample ID: 28947

AMS Project Number: 07-114
Date Sampled: 9/19/2007
Date Received: 10/3/2007

<u>Parameter</u>	<u>Result</u>	<u>Unit</u>	<u>Data Qualifier</u>	<u>LOD</u>	<u>LOQ</u>	<u>Method</u>	<u>Matrix</u>	<u>Date Analyzed</u>
Total Organic Carbon	1.76	%		0.01	0.03	EPA 9060A	Sediment	10/9/2007

Quality Assurance: These analyses were performed in accordance with EPA guidelines, the 2006 DoD Quality Systems Manual for Environmental Laboratories (Version 3), and the 2003 NELAC Standard, with the following exceptions:

- * TOC sample not analyzed in quadruplicate
- * TOC spike duplicate not analyzed every 10 samples

KS Davis, P.G.

AMS, Inc. Technical Director



Applied Marine Sciences, Inc.

502 N. Hwy 3, Suite B, League City, TX 77573, (281) 554-7272 Fax (281) 554-6356

ANALYTICAL RESULTS

Client: CRG Marine Laboratories
Project Number: P27221c
Project Name: N/A
Client Sample ID: E-1 TOP
AMS Sample ID: 28948

AMS Project Number: 07-114
Date Sampled: 9/18/2007
Date Received: 10/3/2007

<u>Parameter</u>	<u>Result</u>	<u>Unit</u>	<u>Data Qualifier</u>	<u>LOD</u>	<u>LOQ</u>	<u>Method</u>	<u>Matrix</u>	<u>Date Analyzed</u>
Total Organic Carbon	0.78	%		0.01	0.03	EPA 9060A	Sediment	10/9/2007

Quality Assurance: These analyses were performed in accordance with EPA guidelines, the 2006 DoD Quality Systems Manual for Environmental Laboratories (Version 3), and the 2003 NELAC Standard, with the following exceptions:

- * TOC sample not analyzed in quadruplicate
- * TOC spike duplicate not analyzed every 10 samples

KS Davis, P.G.

AMS, Inc. Technical Director



Applied Marine Sciences, Inc.

502 N. Hwy 3, Suite B, League City, TX 77573, (281) 554-7272 Fax (281) 554-6356

ANALYTICAL RESULTS

Client: CRG Marine Laboratories
Project Number: P27221c
Project Name: N/A
Client Sample ID: E-1 BOTTOM
AMS Sample ID: 28949

AMS Project Number: 07-114
Date Sampled: 9/18/2007
Date Received: 10/3/2007

<u>Parameter</u>	<u>Result</u>	<u>Unit</u>	<u>Data Qualifier</u>	<u>LOD</u>	<u>LOQ</u>	<u>Method</u>	<u>Matrix</u>	<u>Date Analyzed</u>
Total Organic Carbon	0.42	%		0.01	0.03	EPA 9060A	Sediment	10/9/2007

Quality Assurance: These analyses were performed in accordance with EPA guidelines, the 2006 DoD Quality Systems Manual for Environmental Laboratories (Version 3), and the 2003 NELAC Standard, with the following exceptions:

- * TOC sample not analyzed in quadruplicate
- * TOC spike duplicate not analyzed every 10 samples

KS Davis, P.G.

AMS, Inc. Technical Director



Applied Marine Sciences, Inc.

502 N. Hwy 3, Suite B, League City, TX 77573, (281) 554-7272 Fax (281) 554-6356

ANALYTICAL RESULTS

Client: CRG Marine Laboratories
Project Number: P27221c
Project Name: N/A
Client Sample ID: E-1
AMS Sample ID: 28950

AMS Project Number: 07-114
Date Sampled: 9/18/2007
Date Received: 10/3/2007

<u>Parameter</u>	<u>Result</u>	<u>Unit</u>	<u>Data Qualifier</u>	<u>LOD</u>	<u>LOQ</u>	<u>Method</u>	<u>Matrix</u>	<u>Date Analyzed</u>
Total Organic Carbon	1.33	%		0.01	0.03	EPA 9060A	Sediment	10/9/2007

Quality Assurance: These analyses were performed in accordance with EPA guidelines, the 2006 DoD Quality Systems Manual for Environmental Laboratories (Version 3), and the 2003 NELAC Standard, with the following exceptions:

- * TOC sample not analyzed in quadruplicate
- * TOC spike duplicate not analyzed every 10 samples

KS Davis, P.G.

AMS, Inc. Technical Director



Applied Marine Sciences, Inc.

502 N. Hwy 3, Suite B, League City, TX 77573, (281) 554-7272 Fax (281) 554-6356

ANALYTICAL RESULTS

Client: CRG Marine Laboratories
 Project Number: P27221c
 Project Name: N/A
 Client Sample ID: E-3
 AMS Sample ID: 28951

AMS Project Number: 07-114
 Date Sampled: 9/19/2007
 Date Received: 10/3/2007

<u>Parameter</u>	<u>Result</u>	<u>Unit</u>	<u>Data Qualifier</u>	<u>LOD</u>	<u>LOQ</u>	<u>Method</u>	<u>Matrix</u>	<u>Date Analyzed</u>
Total Organic Carbon	2.16	%		0.01	0.03	EPA 9060A	Sediment	10/9/2007

Quality Assurance: These analyses were performed in accordance with EPA guidelines, the 2006 DoD Quality Systems Manual for Environmental Laboratories (Version 3), and the 2003 NELAC Standard, with the following exceptions:

- * TOC sample not analyzed in quadruplicate
- * TOC spike duplicate not analyzed every 10 samples

KS Davis, P.G.

AMS, Inc. Technical Director





Applied Marine Sciences, Inc.

502 N. Hwy 3, Suite B, League City, TX 77573, (281) 554-7272 Fax (281) 554-6356

ANALYTICAL RESULTS

Client: CRG Marine Laboratories
Project Number: P27221c
Project Name: N/A
Client Sample ID: E-3 TOP
AMS Sample ID: 28952

AMS Project Number: 07-114
Date Sampled: 9/18/2007
Date Received: 10/3/2007

<u>Parameter</u>	<u>Result</u>	<u>Unit</u>	<u>Data Qualifier</u>	<u>LOD</u>	<u>LOQ</u>	<u>Method</u>	<u>Matrix</u>	<u>Date Analyzed</u>
Total Organic Carbon	1.28	%		0.01	0.03	EPA 9060A	Sediment	10/9/2007

Quality Assurance: These analyses were performed in accordance with EPA guidelines, the 2006 DoD Quality Systems Manual for Environmental Laboratories (Version 3), and the 2003 NELAC Standard, with the following exceptions:

- * TOC sample not analyzed in quadruplicate
- * TOC spike duplicate not analyzed every 10 samples

KS Davis, P.G.

AMS, Inc. Technical Director

10 of 23





Applied Marine Sciences, Inc.

502 N. Hwy 3, Suite B, League City, TX 77573, (281) 554-7272 Fax (281) 554-6356

ANALYTICAL RESULTS

Client: CRG Marine Laboratories
Project Number: P27221c
Project Name: N/A
Client Sample ID: E-4
AMS Sample ID: 28953

AMS Project Number: 07-114
Date Sampled: 9/19/2007
Date Received: 10/3/2007

<u>Parameter</u>	<u>Result</u>	<u>Unit</u>	<u>Data Qualifier</u>	<u>LOD</u>	<u>LOQ</u>	<u>Method</u>	<u>Matrix</u>	<u>Date Analyzed</u>
Total Organic Carbon	1.74	%		0.01	0.03	EPA 9060A	Sediment	10/9/2007

Quality Assurance: These analyses were performed in accordance with EPA guidelines, the 2006 DoD Quality Systems Manual for Environmental Laboratories (Version 3), and the 2003 NELAC Standard, with the following exceptions:

- * TOC sample not analyzed in quadruplicate
- * TOC spike duplicate not analyzed every 10 samples

KS Davis, P.G.

AMS, Inc. Technical Director



Applied Marine Sciences, Inc.

502 N. Hwy 3, Suite B, League City, TX 77573, (281) 554-7272 Fax (281) 554-6356

ANALYTICAL RESULTS

Client: CRG Marine Laboratories
Project Number: P27221c
Project Name: N/A
Client Sample ID: F-1
AMS Sample ID: 28954

AMS Project Number: 07-114
Date Sampled: 9/17/2007
Date Received: 10/3/2007

<u>Parameter</u>	<u>Result</u>	<u>Unit</u>	<u>Data Qualifier</u>	<u>LOD</u>	<u>LOQ</u>	<u>Method</u>	<u>Matrix</u>	<u>Date Analyzed</u>
Total Organic Carbon	1.85	%		0.01	0.03	EPA 9060A	Sediment	10/9/2007

Quality Assurance: These analyses were performed in accordance with EPA guidelines, the 2006 DoD Quality Systems Manual for Environmental Laboratories (Version 3), and the 2003 NELAC Standard, with the following exceptions:

- * TOC sample not analyzed in quadruplicate
- * TOC spike duplicate not analyzed every 10 samples

KS Davis, P.G.

AMS, Inc. Technical Director

12 of 23





Applied Marine Sciences, Inc.

502 N. Hwy 3, Suite B, League City, TX 77573, (281) 554-7272 Fax (281) 554-6356

ANALYTICAL RESULTS

Client: CRG Marine Laboratories
Project Number: P27221c
Project Name: N/A
Client Sample ID: F-1 TOP
AMS Sample ID: 28955

AMS Project Number: 07-114
Date Sampled: 9/18/2007
Date Received: 10/3/2007

<u>Parameter</u>	<u>Result</u>	<u>Unit</u>	<u>Data Qualifier</u>	<u>LOD</u>	<u>LOQ</u>	<u>Method</u>	<u>Matrix</u>	<u>Date Analyzed</u>
Total Organic Carbon	1.10	%		0.01	0.03	EPA 9060A	Sediment	10/9/2007

Quality Assurance: These analyses were performed in accordance with EPA guidelines, the 2006 DoD Quality Systems Manual for Environmental Laboratories (Version 3), and the 2003 NELAC Standard, with the following exceptions:

- * TOC sample not analyzed in quadruplicate
- * TOC spike duplicate not analyzed every 10 samples

KS Davis, P.G.

AMS, Inc. Technical Director

13 of 23





Applied Marine Sciences, Inc.

502 N. Hwy 3, Suite B, League City, TX 77573, (281) 554-7272 Fax (281) 554-6356

ANALYTICAL RESULTS

Client: CRG Marine Laboratories
Project Number: P27221c
Project Name: N/A
Client Sample ID: G-2
AMS Sample ID: 28956

AMS Project Number: 07-114
Date Sampled: 9/18/2007
Date Received: 10/3/2007

<u>Parameter</u>	<u>Result</u>	<u>Unit</u>	<u>Data Qualifier</u>	<u>LOD</u>	<u>LOQ</u>	<u>Method</u>	<u>Matrix</u>	<u>Date Analyzed</u>
Total Organic Carbon	1.86	%		0.01	0.03	EPA 9060A	Sediment	10/9/2007

Quality Assurance: These analyses were performed in accordance with EPA guidelines, the 2006 DoD Quality Systems Manual for Environmental Laboratories (Version 3), and the 2003 NELAC Standard, with the following exceptions:

- * TOC sample not analyzed in quadruplicate
- * TOC spike duplicate not analyzed every 10 samples

KS Davis, P.G.

AMS, Inc. Technical Director

14 of 23





Applied Marine Sciences, Inc.

502 N. Hwy 3, Suite B, League City, TX 77573, (281) 554-7272 Fax (281) 554-6356

ANALYTICAL RESULTS

Client: CRG Marine Laboratories
Project Number: P27221c
Project Name: N/A
Client Sample ID: H-2
AMS Sample ID: 28957

AMS Project Number: 07-114
Date Sampled: 9/17/2007
Date Received: 10/3/2007

<u>Parameter</u>	<u>Result</u>	<u>Unit</u>	<u>Data Qualifier</u>	<u>LOD</u>	<u>LOQ</u>	<u>Method</u>	<u>Matrix</u>	<u>Date Analyzed</u>
Total Organic Carbon	0.80	%		0.01	0.03	EPA 9060A	Sediment	10/9/2007

Quality Assurance: These analyses were performed in accordance with EPA guidelines, the 2006 DoD Quality Systems Manual for Environmental Laboratories (Version 3), and the 2003 NELAC Standard, with the following exceptions:

- * TOC sample not analyzed in quadruplicate
- * TOC spike duplicate not analyzed every 10 samples

KS Davis, P.G.

AMS, Inc. Technical Director

15 of 23





Applied Marine Sciences, Inc.

502 N. Hwy 3, Suite B, League City, TX 77573, (281) 554-7272 Fax (281) 554-6356

ANALYTICAL RESULTS

Client: CRG Marine Laboratories
Project Number: P27221c
Project Name: N/A
Client Sample ID: MC-1
AMS Sample ID: 28958

AMS Project Number: 07-114
Date Sampled: 9/17/2007
Date Received: 10/3/2007

<u>Parameter</u>	<u>Result</u>	<u>Unit</u>	<u>Data Qualifier</u>	<u>LOD</u>	<u>LOQ</u>	<u>Method</u>	<u>Matrix</u>	<u>Date Analyzed</u>
Total Organic Carbon	1.46	%		0.01	0.03	EPA 9060A	Sediment	10/9/2007

Quality Assurance: These analyses were performed in accordance with EPA guidelines, the 2006 DoD Quality Systems Manual for Environmental Laboratories (Version 3), and the 2003 NELAC Standard, with the following exceptions:

- * TOC sample not analyzed in quadruplicate
- * TOC spike duplicate not analyzed every 10 samples

KS Davis, P.G.

AMS, Inc. Technical Director

16 of 23





Applied Marine Sciences, Inc.

502 N. Hwy 3, Suite B, League City, TX 77573, (281) 554-7272 Fax (281) 554-6356

ANALYTICAL RESULTS

Client: CRG Marine Laboratories
Project Number: P27221c
Project Name: N/A
Client Sample ID: MC-2
AMS Sample ID: 28959

AMS Project Number: 07-114
Date Sampled: 9/17/2007
Date Received: 10/3/2007

<u>Parameter</u>	<u>Result</u>	<u>Unit</u>	<u>Data Qualifier</u>	<u>LOD</u>	<u>LOQ</u>	<u>Method</u>	<u>Matrix</u>	<u>Date Analyzed</u>
Total Organic Carbon	1.39	%		0.01	0.03	EPA 9060A	Sediment	10/9/2007

Quality Assurance: These analyses were performed in accordance with EPA guidelines, the 2006 DoD Quality Systems Manual for Environmental Laboratories (Version 3), and the 2003 NELAC Standard, with the following exceptions:

- * TOC sample not analyzed in quadruplicate
- * TOC spike duplicate not analyzed every 10 samples

KS Davis, P.G.

AMS, Inc. Technical Director



Applied Marine Sciences, Inc.

502 N. Hwy 3, Suite B, League City, TX 77573, (281) 554-7272 Fax (281) 554-6356

ANALYTICAL RESULTS

Client: CRG Marine Laboratories
Project Number: P27221c
Project Name: N/A
Client Sample ID: MC-3
AMS Sample ID: 28960

AMS Project Number: 07-114
Date Sampled: 9/18/2007
Date Received: 10/3/2007

<u>Parameter</u>	<u>Result</u>	<u>Unit</u>	<u>Data Qualifier</u>	<u>LOD</u>	<u>LOQ</u>	<u>Method</u>	<u>Matrix</u>	<u>Date Analyzed</u>
Total Organic Carbon	2.28	%		0.01	0.03	EPA 9060A	Sediment	10/9/2007

Quality Assurance: These analyses were performed in accordance with EPA guidelines, the 2006 DoD Quality Systems Manual for Environmental Laboratories (Version 3), and the 2003 NELAC Standard, with the following exceptions:

- * TOC sample not analyzed in quadruplicate
- * TOC spike duplicate not analyzed every 10 samples

KS Davis, P.G.

AMS, Inc. Technical Director

18 of 23





Applied Marine Sciences, Inc.

502 N. Hwy 3, Suite B, League City, TX 77573, (281) 554-7272 Fax (281) 554-6356

ANALYTICAL RESULTS

Client: CRG Marine Laboratories
Project Number: P27221c
Project Name: N/A
Client Sample ID: MC-4
AMS Sample ID: 28961

AMS Project Number: 07-114
Date Sampled: 9/18/2007
Date Received: 10/3/2007

<u>Parameter</u>	<u>Result</u>	<u>Unit</u>	<u>Data Qualifier</u>	<u>LOD</u>	<u>LOQ</u>	<u>Method</u>	<u>Matrix</u>	<u>Date Analyzed</u>
Total Organic Carbon	1.42	%		0.01	0.03	EPA 9060A	Sediment	10/9/2007

Quality Assurance: These analyses were performed in accordance with EPA guidelines, the 2006 DoD Quality Systems Manual for Environmental Laboratories (Version 3), and the 2003 NELAC Standard, with the following exceptions:

- * TOC sample not analyzed in quadruplicate
- * TOC spike duplicate not analyzed every 10 samples

KS Davis, P.G.

AMS, Inc. Technical Director



Applied Marine Sciences, Inc.

502 N. Hwy 3, Suite B, League City, TX 77573, (281) 554-7272 Fax (281) 554-6356

ANALYTICAL RESULTS

Client: CRG Marine Laboratories
Project Number: P27221c
Project Name: N/A
Client Sample ID: MC-5
AMS Sample ID: 28962

AMS Project Number: 07-114
Date Sampled: 9/18/2007
Date Received: 10/3/2007

<u>Parameter</u>	<u>Result</u>	<u>Unit</u>	<u>Data Qualifier</u>	<u>LOD</u>	<u>LOQ</u>	<u>Method</u>	<u>Matrix</u>	<u>Date Analyzed</u>
Total Organic Carbon	3.35	%		0.01	0.03	EPA 9060A	Sediment	10/9/2007

Quality Assurance: These analyses were performed in accordance with EPA guidelines, the 2006 DoD Quality Systems Manual for Environmental Laboratories (Version 3), and the 2003 NELAC Standard, with the following exceptions:

- * TOC sample not analyzed in quadruplicate
- * TOC spike duplicate not analyzed every 10 samples

KS Davis, P.G.

AMS, Inc. Technical Director

20 of 23





TOC QUALITY CONTROL RESULTS

Client: CRG Marine Laboratories
 Project Number: P27221c
 Project Name: N/A
 Matrix: Sediment
 Method: EPA 9060A

AMS Project Number: 07-114
 Date Analyzed: 10/9/2007
 Batch ID: 100907-03

Method Blank (Batch Continuing Blank (CB)), Continuing Calibration Verification (CCV) and Independent Continuing Calibration Verification (ICCV) Results:

AMS Sample ID	Result (%)	CCV Conc. (%)	Relative % Difference (%)	Data Qualifier	LOD (%)	LOQ (%)	QC Limits (%)
CB-03	0.01	0.01	--	U	0.01	0.03	≤ 0.03
CCV-03	3.21	3.23	0.62		0.01	0.03	≤ 5 RPD
ICCV-03	1.99	2.00	0.50		0.01	0.03	≤ 5 RPD

Sample Duplicate Results:

AMS Sample ID	Result (%)	Duplicate Result (%)	Relative % Difference (%)	Data Qualifier	LOD (%)	LOQ (%)	QC Limits (%)
28957	0.80	0.89	10.65		0.01	0.03	≤ 25 RPD

Samples in Batch (AMS ID):

28943	28946	28949	28952	28955
28944	28947	28950	28953	28956
28945	28948	28951	28954	28957

Quality Assurance: These analyses were performed in accordance with EPA guidelines, the 2006 DoD Quality Systems Manual for Environmental Laboratories (Version 3), and the 2003 NELAC Standard, with the following exceptions:

- * TOC samples not analyzed in quadruplicate
- * TOC spike duplicate not analyzed every 10 samples

Project-specific Quality Assurance requirements supersede those provided by the above quality systems and documents. Measurements of uncertainty are available upon request.

KS Davis, P.G.

AMS, Inc. Technical Director





TOC QUALITY CONTROL RESULTS

Client: CRG Marine Laboratories
 Project Number: P27221c
 Project Name: N/A
 Matrix: Sediment
 Method: EPA 9060A

AMS Project Number: 07-114
 Date Analyzed: 10/9/2007
 Batch ID: 100907-04

Method Blank (Batch Continuing Blank (CB)), Continuing Calibration Verification (CCV) and Independent Continuing Calibration Verification (ICCV) Results:

AMS Sample ID	Result (%)	CCV Conc. (%)	Relative % Difference (%)	Data Qualifier	LOD (%)	LOQ (%)	QC Limits (%)
CB-04	0.01	0.01	--	U	0.01	0.03	≤ 0.03
CCV-04	3.11	3.23	3.79		0.01	0.03	≤ 5 RPD
ICCV-04	2.06	2.00	2.96		0.01	0.03	≤ 5 RPD

Sample Duplicate Results:

AMS Sample ID	Result (%)	Duplicate Result (%)	Relative % Difference (%)	Data Qualifier	LOD (%)	LOQ (%)	QC Limits (%)
28972	0.23	0.20	13.95		0.01	0.03	≤ 25 RPD

Samples in Batch (AMS ID):

28958	28961	28964	28967	28970
28959	28962	28965	28968	28971
28960	28963	28966	28969	28972

Quality Assurance: These analyses were performed in accordance with EPA guidelines, the 2006 DoD Quality Systems Manual for Environmental Laboratories (Version 3), and the 2003 NELAC Standard, with the following exceptions:

- * TOC samples not analyzed in quadruplicate
- * TOC spike duplicate not analyzed every 10 samples

Project-specific Quality Assurance requirements supersede those provided by the above quality systems and documents. Measurements of uncertainty are available upon request.

KS Davis, P.G.

AMS, Inc. Technical Director





QUALITY CONTROL

Client: CRG Marine Laboratories
Project Number: P27221c
Project Name: N/A

AMS Project Number: 07-114

Data Qualifiers:

- U Undetected at the Limit of Detection (LOD): The associated value is the Limit of Detection, adjusted by any dilution factor used in the analysis.
- J The analyte was positively identified, but was below the Limit of Quantitation (LOQ). The quantitation is an estimate.
- B Blank contamination: The analyte was detected above one-half the LOD in an associated blank.
- Q One or more Quality Control criteria failed. Data usability should be carefully assessed by the Project Team.
- I Insufficient sample was provided to perform required Quality Control analyses and/or to meet method-specific sample volume recommendations.

Definitions:

- LOD The Limit of Detection (LOD) is determined by quantitative establishment of the Method Detection Limit (MDL), as defined in 40 CFR 136(b).
- LOQ The Limit of Quantitation (LOQ) is the minimum level, concentration or quantity of a target variable (target analyte) that can be quantitatively reported with a specified level of confidence. As defined in DoD QSM §D.1.2.2, the LOQ value must be a minimum of 3 times the LOD, although the specified level of confidence may have a lower quantitative value.

Quality Assurance: These analyses were performed in accordance with EPA guidelines, the 2006 DoD Quality Systems Manual for Environmental Laboratories (Version 3), and the 2003 NELAC Standard, with the following exceptions:

- * TOC samples not analyzed in quadruplicate
- * TOC spike duplicate not analyzed every 10 samples

Project-specific Quality Assurance requirements supersede those provided by the above quality systems and documents. Measurements of uncertainty are available upon request.

KS Davis, P.G.

AMS, Inc. Technical Director

CHAIN-OF-CUSTODY



- 2433 Impala Drive • Carlsbad, CA 92008 • (760) 931-8081, FAX 931-1580
- 98 Main St., Ste. #428 • Tiburon, CA 94920 • (415) 435-1847, FAX 435-0479
- 1440 Broadway, Ste. 908 • Oakland, CA 94612 • (510) 808-0302, FAX 891-9710
- 152 Sunset View Lane • Sequim, WA 98382 • (360) 582-1758, FAX 582-1679
- 4729 NE View Drive • Port Gamble, WA 98364 • (360) 297-6903, FAX 297-6905

CHAIN OF CUSTODY

13680

DATE 9/19/07 PAGE 2 OF 3

PROJECT-NAME / SURVEY / PROJECT NUMBER					ANALYSIS/TEST REQUESTED	FOR WESTON USE ONLY		
PROJECT MANAGER						NUMBER & TYPE OF CONTAINERS	PRESERVED HOW/ COMMENTS	SAMPLE TEMP. UPON RECEIPT
Manna Del Pal sediment characterization					Chemistry #			
Shelly Anghera								
Weston Solutions								
- see above -								
- see above -								
SAMPLE I.D.	DATE	TIME	MATRIX	INITIALS				
E-1 Bottom	9/18/07	1400	sediment	DM				
E-3 Top	9/18/07	1600						
E-1 Top	9/18/07	1400						
F-1 Top	9/18/07	1120						
MC-3 Bottom	9/17/07	1400						
MC-3 Top	9/17/07	1400						
MC-2 Bottom	9/17/07	1700						
E-4 Bottom	9/18/07	1700						
E-4 Top	9/18/07	1700						
E2 Bottom	9/18/07	1445						
MC-5 Bottom	9/18/07	0815						
MC-2 Top	9/17/07	1700						
MC-4 Top	9/17/07	1530						
MC-5 Top	9/18/07	0815						
MC-4 Bottom	9/17/07	1530						

SPECIAL INSTRUCTIONS/COMMENTS:

Sampled by D. McCoy, C. Clark, B. Clarke, K. Morris *see email from Shelly Anghera to Misty Merrier for analytical list

SHIPPING:		SAMPLE CONDITION UPON RECEIPT (FOR WESTON USE ONLY):			
Shipping VIA:	Airbill No:	RELINQUISHED BY	RECEIVED BY	RELINQUISHED BY	RECEIVED BY
		<i>[Signature]</i>	<i>[Signature]</i>	<i>[Signature]</i>	<i>[Signature]</i>
Signature	Signature	Signature	Signature	Signature	Signature
Firm	Firm	Firm	Firm	Firm	Firm
Date/Time	Date/Time	Date/Time	Date/Time	Date/Time	Date/Time



- 2433 Impala Drive • Carlsbad, CA 92008 • (760) 931-8081, FAX 931-1580
- 98 Main St., Ste. #428 • Tiburon, CA 94920 • (415) 435-1847, FAX 435-0479
- 1440 Broadway, Ste. 908 • Oakland, CA 94612 • (510) 808-0302, FAX 891-9710
- 152 Sunset View Lane • Sequim, WA 98382 • (360) 582-1758, FAX 582-1679
- 4729 NE View Drive • Port Gamble, WA 98364 • (360) 297-6903, FAX 297-6905

CHAIN OF CUSTODY

13678

DATE 9/19/07 PAGE 2 OF 2

PROJECT NAME / SURVEY / PROJECT NUMBER						NUMBER & TYPE OF CONTAINERS	ANALYSIS/TEST REQUESTED					PRESERVED HOW/ COMMENTS	FOR WESTON USE ONLY		
PROJECT MANAGER							CHAIN						SAMPLE TEMP. UPON RECEIPT	WESTON LAB ID	
COMPANY															
ADDRESS															
PHONE/FAX															
SAMPLE I.D.	DATE	TIME	MATRIX	INITIALS											
D-2	9/19/07	10:15	SIS	MA	1301						100	P272210			

SPECIAL INSTRUCTIONS/COMMENTS:

SHIPPING:		SAMPLE CONDITION UPON RECEIPT (FOR WESTON USE ONLY):			
RELINQUISHED BY	Airbill No:	RELINQUISHED BY	RECEIVED BY	RELINQUISHED BY	RECEIVED BY
Signature:	Signature:	Signature	Signature	Signature	Signature
Firm: Weston Solutions	Firm: CREC	Firm	Firm	Firm	Firm
Date/Time: 9/19/07 16:50	Date/Time: 9/19/07 16:50	Date/Time	Date/Time	Date/Time	Date/Time



- 2433 Impala Drive • Carlsbad, CA 92008 • (760) 931-8081, FAX 931-1580
- 98 Main St., Ste. #428 • Tiburon, CA 94920 • (415) 435-1847, FAX 435-0479
- 1440 Broadway, Ste. 908 • Oakland, CA 94612 • (510) 808-0302, FAX 891-9710
- 152 Sunset View Lane • Sequim, WA 98382 • (360) 582-1758, FAX 582-1679
- 4729 NE View Drive • Port Gamble, WA 98364 • (360) 297-6903, FAX 297-6905

CHAIN OF CUSTODY

13677

DATE 9-19-07 PAGE 1 OF 2

PROJECT NAME / SURVEY / PROJECT NUMBER					NUMBER & TYPE OF CONTAINERS	ANALYSIS/TEST REQUESTED				FOR WESTON USE ONLY		
PROJECT MANAGER						PRESERVED HOW/ COMMENTS	SAMPLE TEMP. UPON RECEIPT	WESTON LAB ID				
COMPANY												
ADDRESS												
PHONE/FAX												
SAMPLE I.D.	DATE	TIME	MATRIX	INITIALS								
H2	9/17/07	1345	Soil	MA	1500 Churn						P27221c	
MC2		1550										
MC1		1640										
F1		1720										
MC5	9/18/07	0750										
MC3		0900										
E-1		0945										
G-2		1145										
G-2		1210										
B-2		1417										
A-2		1500										
MC4		1530										
E-3	9/19/07	0800										
E-4		0845										
D3		0945										

SPECIAL INSTRUCTIONS/COMMENTS:

SHIPPING:		SAMPLE CONDITION UPON RECEIPT (FOR WESTON USE ONLY):			
Shipping VIA:		RECEIVED BY		RECEIVED BY	
RELINQUISHED BY	Airbill No:	RELINQUISHED BY	RECEIVED BY	RELINQUISHED BY	RECEIVED BY
Signature	Signature	Signature	Signature	Signature	Signature
Firm	Firm	Firm	Firm	Firm	Firm
Date/Time	Date/Time	Date/Time	Date/Time	Date/Time	Date/Time

COC Resolutions

On the COC received on 9/19/07- the following changes should be made:

F-1 Top listed on page 3 of 3 should be F-1 Bottom. The time and date should remain the same.

Sample jars: H2, MC1, F1, and MC2 should have 9/17/07 rather than 9/16/07 as the date sampled. COC is correct. The correct time for sample MC2 is 15:50 as listed on the jar. The COC time for MC2 should be changed to 15:50 (currently the jar says 16:22).

Sample jars MC5 and MC3 have an incorrect date. The date should be 9/18/07 as listed on the COC.

Sample jar C-2 has an incorrect time. The time on the jar should be 12:10 as listed on the COC.

P27221d

P27221c

P27221c

P27221c

Analyte	Analytical Method		Achievable Laboratory Limits	
	Analytical Method/SOP	Modified for Method yes/no	Method Detection Limit	Laboratory Reporting Limit
Chemical Analyses – CRG Marine Laboratories, Inc.				
Total Metals				
Aluminum	EPA 6020(m)	Yes	0.025 µg/g	0.05 µg/g
Antimony	EPA 6020(m)	Yes	0.025 µg/g	0.05 µg/g
Arsenic	EPA 6020(m)	Yes	0.025 µg/g	0.05 µg/g
Barium	EPA 6020(m)	Yes	0.025 µg/g	0.05 µg/g
Beryllium	EPA 6020(m)	Yes	0.025 µg/g	0.05 µg/g
Cadmium	EPA 6020(m)	Yes	0.025 µg/g	0.05 µg/g
Chromium	EPA 6020(m)	Yes	0.025 µg/g	0.05 µg/g
Cobalt	EPA 6020(m)	Yes	0.025 µg/g	0.05 µg/g
Copper	EPA 6020(m)	Yes	0.025 µg/g	0.05 µg/g
Iron	EPA 6020(m)	Yes	1 µg/g	5 µg/g
Lead	EPA 6020(m)	Yes	0.025 µg/g	0.05 µg/g
Manganese	EPA 6020(m)	Yes	0.025 µg/g	0.05 µg/g
Molybdenum	EPA 6020(m)	Yes	0.025 µg/g	0.05 µg/g
Nickel	EPA 6020(m)	Yes	0.025 µg/g	0.05 µg/g
Selenium	EPA 6020(m)	Yes	0.025 µg/g	0.05 µg/g
Silver	EPA 6020(m)	Yes	0.025 µg/g	0.05 µg/g
Strontium	EPA 6020(m)	Yes	0.025 µg/g	0.05 µg/g
Thallium	EPA 6020(m)	Yes	0.025 µg/g	0.05 µg/g
Tin	EPA 6020(m)	Yes	0.025 µg/g	0.05 µg/g
Titanium	EPA 6020(m)	Yes	0.025 µg/g	0.05 µg/g
Vanadium	EPA 6020(m)	Yes	0.025 µg/g	0.05 µg/g
Zinc	EPA 6020(m)	Yes	0.025 µg/g	0.05 µg/g
Organochlorine Pesticides				
4,4'-DDD	EPA 8270C(m)	Yes	1 ng/g	5 ng/g
2,4'-DDD	EPA 8270C(m)	Yes	1 ng/g	5 ng/g
2,4'-DDE	EPA 8270C(m)	Yes	1 ng/g	5 ng/g
2,4'-DDT	EPA 8270C(m)	Yes	1 ng/g	5 ng/g
4,4'-DDE	EPA 8270C(m)	Yes	1 ng/g	5 ng/g
4,4'-DDT	EPA 8270C(m)	Yes	1 ng/g	5 ng/g
Aldrin	EPA 8270C(m)	Yes	1 ng/g	5 ng/g
BHC-alpha	EPA 8270C(m)	Yes	1 ng/g	5 ng/g
BHC-beta	EPA 8270C(m)	Yes	1 ng/g	5 ng/g
BHC-delta	EPA 8270C(m)	Yes	1 ng/g	5 ng/g
BHC-gamma (Lindane)	EPA 8270C(m)	Yes	1 ng/g	5 ng/g
Chlordane-alpha	EPA 8270C(m)	Yes	1 ng/g	5 ng/g
Chlordane-gamma	EPA 8270C(m)	Yes	1 ng/g	5 ng/g
Cis-Nonachlor	EPA 8270C(m)	Yes	1 ng/g	5 ng/g
Dieldrin	EPA 8270C(m)	Yes	1 ng/g	5 ng/g
Endosulfan Sulfate	EPA 8270C(m)	Yes	1 ng/g	5 ng/g
Endosulfan-I	EPA 8270C(m)	Yes	1 ng/g	5 ng/g
Endosulfan-II	EPA 8270C(m)	Yes	1 ng/g	5 ng/g
Endrin	EPA 8270C(m)	Yes	1 ng/g	5 ng/g
Endrin Ketone	EPA 8270C(m)	Yes	1 ng/g	5 ng/g
Heptachlor	EPA 8270C(m)	Yes	1 ng/g	5 ng/g
Heptachlor Epoxide	EPA 8270C(m)	Yes	1 ng/g	5 ng/g
Methoxychlor	EPA 8270C(m)	Yes	1 ng/g	5 ng/g
Mirex	EPA 8270C(m)	Yes	1 ng/g	5 ng/g
Oxychlordane	EPA 8270C(m)	Yes	1 ng/g	5 ng/g
Toxaphene	EPA 8270C(m)	Yes	10 ng/g	50 ng/g
Trans-Nonachlor	EPA 8270C(m)	Yes	1 ng/g	5 ng/g
PCB Congeners				
PCB018	EPA 8270C(m)	Yes	1 ng/g	5 ng/g
PCB028	EPA 8270C(m)	Yes	1 ng/g	5 ng/g
PCB031	EPA 8270C(m)	Yes	1 ng/g	5 ng/g
PCB033	EPA 8270C(m)	Yes	1 ng/g	5 ng/g
PCB037	EPA 8270C(m)	Yes	1 ng/g	5 ng/g
PCB044	EPA 8270C(m)	Yes	1 ng/g	5 ng/g
PCB049	EPA 8270C(m)	Yes	1 ng/g	5 ng/g
PCB052	EPA 8270C(m)	Yes	1 ng/g	5 ng/g
PCB066	EPA 8270C(m)	Yes	1 ng/g	5 ng/g
PCB070	EPA 8270C(m)	Yes	1 ng/g	5 ng/g

Analyte	Analytical Method		Achievable Laboratory Limits	
	Analytical Method/SOP	Modified for Method yes/no	Method Detection Limit	Laboratory Reporting Limit
PCB074	EPA 8270C(m)	Yes	1 ng/g	5 ng/g
PCB077	EPA 8270C(m)	Yes	1 ng/g	5 ng/g
PCB081	EPA 8270C(m)	Yes	1 ng/g	5 ng/g
PCB087	EPA 8270C(m)	Yes	1 ng/g	5 ng/g
PCB095	EPA 8270C(m)	Yes	1 ng/g	5 ng/g
PCB097	EPA 8270C(m)	Yes	1 ng/g	5 ng/g
PCB099	EPA 8270C(m)	Yes	1 ng/g	5 ng/g
PCB101	EPA 8270C(m)	Yes	1 ng/g	5 ng/g
PCB105	EPA 8270C(m)	Yes	1 ng/g	5 ng/g
PCB110	EPA 8270C(m)	Yes	1 ng/g	5 ng/g
PCB114	EPA 8270C(m)	Yes	1 ng/g	5 ng/g
CB118	EPA 8270C(m)	Yes	1 ng/g	5 ng/g
PCB119	EPA 8270C(m)	Yes	1 ng/g	5 ng/g
PCB123	EPA 8270C(m)	Yes	1 ng/g	5 ng/g
PCB126	EPA 8270C(m)	Yes	1 ng/g	5 ng/g
PCB128+167	EPA 8270C(m)	Yes	1 ng/g	5 ng/g
PCB138	EPA 8270C(m)	Yes	1 ng/g	5 ng/g
PCB141	EPA 8270C(m)	Yes	1 ng/g	5 ng/g
PCB149	EPA 8270C(m)	Yes	1 ng/g	5 ng/g
PCB153	EPA 8270C(m)	Yes	1 ng/g	5 ng/g
PCB156	EPA 8270C(m)	Yes	1 ng/g	5 ng/g
PCB157	EPA 8270C(m)	Yes	1 ng/g	5 ng/g
PCB158	EPA 8270C(m)	Yes	1 ng/g	5 ng/g
PCB168	EPA 8270C(m)	Yes	1 ng/g	5 ng/g
PCB168+132	EPA 8270C(m)	Yes	1 ng/g	5 ng/g
PCB169	EPA 8270C(m)	Yes	1 ng/g	5 ng/g
PCB170	EPA 8270C(m)	Yes	1 ng/g	5 ng/g
PCB177	EPA 8270C(m)	Yes	1 ng/g	5 ng/g
PCB180	EPA 8270C(m)	Yes	1 ng/g	5 ng/g
PCB183	EPA 8270C(m)	Yes	1 ng/g	5 ng/g
PCB187	EPA 8270C(m)	Yes	1 ng/g	5 ng/g
PCB189	EPA 8270C(m)	Yes	1 ng/g	5 ng/g
PCB194	EPA 8270C(m)	Yes	1 ng/g	5 ng/g
PCB200	EPA 8270C(m)	Yes	1 ng/g	5 ng/g
PCB201	EPA 8270C(m)	Yes	1 ng/g	5 ng/g
PCB206	EPA 8270C(m)	Yes	1 ng/g	5 ng/g
Aroclor PCBs				
Aroclor 1016	EPA 8270C(m)	Yes	10 ng/g	20 ng/g
Aroclor 1221	EPA 8270C(m)	Yes	10 ng/g	20 ng/g
Aroclor 1232	EPA 8270C(m)	Yes	10 ng/g	20 ng/g
Aroclor 1242	EPA 8270C(m)	Yes	10 ng/g	20 ng/g
Aroclor 1248	EPA 8270C(m)	Yes	10 ng/g	20 ng/g
Aroclor 1254	EPA 8270C(m)	Yes	10 ng/g	20 ng/g
Aroclor 1260	EPA 8270C(m)	Yes	10 ng/g	20 ng/g

CLIENT NAME Weston **DATE RECEIVED** 9/19/07

COURIER INFORMATION		
<input type="checkbox"/> CRG	<input type="checkbox"/> FEDEX	TRACKING NUMBER <u>Weston Courier</u>
<input checked="" type="checkbox"/> OTHER*	<input type="checkbox"/> UPS	

TEMPERATURE
<u>13</u> °C <input type="checkbox"/> BLUE ICE
<input checked="" type="checkbox"/> WET ICE
<input type="checkbox"/> NO ICE


Chain-of-Custody
<input checked="" type="checkbox"/> INCLUDED
<input checked="" type="checkbox"/> SIGNED
<input type="checkbox"/> NOT INCLUDED

SAMPLE MATRIX
<input type="checkbox"/> LIQUID
<input checked="" type="checkbox"/> SOLID
<input type="checkbox"/> OTHER*

CONDITION OF SAMPLES UPON ARRIVAL	YES	NO*	NA
All sample containers intact and good condition.....	<input checked="" type="checkbox"/>	<input type="checkbox"/>	<input type="checkbox"/>
All samples listed on COC are present.....	<input type="checkbox"/>	<input checked="" type="checkbox"/>	<input type="checkbox"/>
Sample ID on containers consistent with COC.....	<input type="checkbox"/>	<input checked="" type="checkbox"/>	<input type="checkbox"/>
Correct containers used for analyses requested.....	<input checked="" type="checkbox"/>	<input type="checkbox"/>	<input type="checkbox"/>
All samples received within method holding time.....	<input checked="" type="checkbox"/>	<input type="checkbox"/>	<input type="checkbox"/>

*NOTES
<p>3 Page COC set: COC lists "F-1 Top" twice → received "F-1 Top" as well as "F-1 Bottom" w/ same sampling time & date.</p> <p>2 Page COC set: Samples H2, MC1, F1, has sample dates 9-17 on COC → 9-16 on jars.</p> <p>MC2 same problem & COC time is 16:22 & 15:50 is listed on jar. MC5, MC3, COC has date 9/18 & jar has 9-17. C2 has COC time 12:10, jar 12:30.</p> <p>COMPLETED BY: <u>MC3</u></p>

all attached



CRG

Marine
Laboratories, Inc.

"A Center for Excellence in Analytical Chemistry and Environmental Microbiology"

October 26, 2007

Weston Solutions
2433 Impala Drive
Carlsbad, CA 92008

Re: CRG Marine Laboratories
Weston Solutions

Project ID: P27221e
Project ID: LADPW MDR

ATTN: Shelly Anghera

CRG Laboratories is pleased to provide you with the enclosed analytical data report for your LADPW MDR project. According to the chain-of-custody, 21 samples were received intact at CRG on 9/19/2007. Per your instructions, the samples were analyzed for:

- Trace Metals By ICPMS Using Method EPA 6020m
- Aroclor PCBs By GCMS Using Method EPA 8270Cm
- Chlorinated Pesticides By GCMS Using Method EPA 8270Cm
- PCB Congeners By GCMS Using Method EPA 8270Cm

The following analysis were subcontracted to other laboratories, results are included:

- TOC(Total Organic Carbon)

Please don't hesitate to call if you have any questions and thank you very much for using our laboratory for your analytical needs.

Regards,
Claire Waggoner

Reviewed and Approved _____

Project Sample List

Weston Solutions

CRG Project ID: **27221e**

Project Officer: Shelly Anghera

Project Description: LADPW MDR

<i>CRG Sample ID#</i>	<i>Client Sample ID</i>	<i>Sample Description</i>	<i>Date Sampled</i>	<i>Matrix</i>
57296	D-2	TOP	19-Sep-07	Sediment
57297	C-1	TOP	19-Sep-07	Sediment
57298	C-1	BOTTOM	19-Sep-07	Sediment
57299	E-2	TOP	18-Sep-07	Sediment
57300	B-1	TOP	19-Sep-07	Sediment
57301	B-1	BOTTOM	19-Sep-07	Sediment
57302	MC-1	BOTTOM	18-Sep-07	Sediment
57303	MC-1	TOP	18-Sep-07	Sediment
57304	A-1	TOP	20-Sep-07	Sediment
57305	A-1	BOTTOM	20-Sep-07	Sediment
57306	A-2	TOP	20-Sep-07	Sediment
57307	G-1	TOP	20-Sep-07	Sediment
57308	G-1	BOTTOM	20-Sep-07	Sediment
57309	G-2	TOP	20-Sep-07	Sediment
57310	G-2	BOTTOM	20-Sep-07	Sediment
57311	H-2	TOP	19-Sep-07	Sediment
57312	H-2	BOTTOM	19-Sep-07	Sediment
57313	B-2	TOP	19-Sep-07	Sediment
57314	B-2	BOTTOM	19-Sep-07	Sediment
57315	H-1	TOP	20-Sep-07	Sediment
57316	H-1	BOTTOM	20-Sep-07	Sediment

CRG's QUALITY ASSURANCE PROGRAM SUMMARY

BATCH: CRG's Quality Assurance Program Document defines a batch as a group of 20 or fewer samples of similar matrix, processed together under the same conditions and with the same reagents. Quality control samples are associated with each batch and are used to assess the validity of the sample analyses. CRG typically uses batch sizes of 10-15 samples.

PROCEDURAL BLANKS: Laboratory contamination was controlled through the analysis of procedural blanks on a minimum frequency of 1 per batch. CRG's Quality Assurance Program Document requires that all procedural blanks be below 10 times the MDL and all detectable constituents in the blanks be flagged in the sample results. The Procedural Blanks are presented in the Procedural Blank section of this report.

ACCURACY: Accuracy of the project data was indicated by analysis of matrix spikes, surrogate spikes, certified reference materials, and/or laboratory control materials on a minimum frequency of 1 per batch. CRG's Quality Assurance Program Document requires that 95% of the target compounds greater than 10 times the MDL be within the specified acceptance limits. The Acceptance Ranges are presented in the Accuracy Data section of this report.

PRECISION: Precision of the project data was determined by analysis of duplicate matrix spikes, blank spikes, and/or duplicate test sample analysis on a minimum frequency of 1 per batch. CRG's Quality Assurance Program Document requires that for 95% of the compounds >10 times the MDL, the % Relative Percent Difference (%RPD) should be within the specified acceptance range. The %RPD for the duplicate test sample analysis can be significantly affected by the homogeneity of the sample matrix within the sample container itself causing additional variability in the analytical results. In these cases, the QA/QC Acceptance Limits may be exceeded. The %RPD and Acceptance Ranges are presented in the Precision Data section of this report.

GLOSSARY OF TERMS

<u>Qualifier</u>	<u>Definition</u>
B	Analyte was detected in the associated method blank.
E	Analyte concentration exceeds the calibration range
H	Sample received and/or analyzed past the recommended holding time.
J	Analyte was detected at a concentration below the reporting limit and above the laboratory method detection limit. Reported value is estimated.
M1	Recovery of the Matrix Spike or Matrix Spike Duplicate compound was out of control due to matrix interference.
M2	The MS/MSD RPD was out of control due to matrix interference.
M3	Detection of the analyte was difficult due to matrix interference.
M4	Spike or surrogate compound recovery was out of control due to matrix interference. The associated method blank spike or surrogate compound was in control and therefore the sample data was reported without further clarification.
ND or U	Parameter not detected at the indicated reporting limit.
NES	Not enough sample.
Q1	Spike recovery and RPD control limits do not apply resulting from the parameter concentration in the sample exceeding the spike concentration.
Q2	The sample RPD was out of control. Sample is heterogeneous and sample homogeneity could not be readily achieved using routine laboratory practices.
R	Analyte was removed by the sample preparation/extraction procedure as seen by the MS/MSD recoveries. RPD acceptance ranges do not apply.

DATA REPORT

TRACE METAL RESULTS

CRG Marine Laboratories, Inc.

2020 Del Amo Blvd., Suite 200, Torrance, CA 90501-1206 (310) 533-5190 FAX (310) 533-5003 crglabs@sbcglobal.net

Trace Metals

Client: *Weston Solutions*

CRG Project ID: *27221e*

CRG ID#: 57296	Sample: D-2	TOP	Date Sampled: 19-Sep-07 09:10
Replicate #: R1	Description: LADPW MDR		Date Received: 19-Sep-07
DILUTION FACTOR: 1	Matrix: Sediment		

CONSTITUENT	FRACTION	METHOD	RESULT	UNITS	MDL	RL	DATE PROCESSED	DATE ANALYZED	BATCH ID
Aluminum (Al)	NA	EPA 6020m	10880	µg/dry g	1	5	09-Oct-07	10-Oct-07	27221e-17071
Antimony (Sb)	NA	EPA 6020m	0.333	µg/dry g	0.025	0.05	09-Oct-07	10-Oct-07	27221e-17071
Arsenic (As)	NA	EPA 6020m	6.999	µg/dry g	0.025	0.05	09-Oct-07	10-Oct-07	27221e-17071
Barium (Ba)	NA	EPA 6020m	78.43	µg/dry g	0.025	0.05	09-Oct-07	10-Oct-07	27221e-17071
Beryllium (Be)	NA	EPA 6020m	0.407	µg/dry g	0.025	0.05	09-Oct-07	10-Oct-07	27221e-17071
Cadmium (Cd)	NA	EPA 6020m	0.293	µg/dry g	0.025	0.05	09-Oct-07	10-Oct-07	27221e-17071
Chromium (Cr)	NA	EPA 6020m	29.34	µg/dry g	0.025	0.05	09-Oct-07	10-Oct-07	27221e-17071
Cobalt (Co)	NA	EPA 6020m	7.311	µg/dry g	0.025	0.05	09-Oct-07	10-Oct-07	27221e-17071
Copper (Cu)	NA	EPA 6020m	130.8	µg/dry g	0.025	0.05	09-Oct-07	10-Oct-07	27221e-17071
Iron (Fe)	NA	EPA 6020m	21010	µg/dry g	1	5	09-Oct-07	10-Oct-07	27221e-17071
Lead (Pb)	NA	EPA 6020m	39.17	µg/dry g	0.025	0.05	09-Oct-07	10-Oct-07	27221e-17071
Manganese (Mn)	NA	EPA 6020m	151.1	µg/dry g	0.025	0.05	09-Oct-07	10-Oct-07	27221e-17071
Molybdenum (Mo)	NA	EPA 6020m	1.08	µg/dry g	0.025	0.05	09-Oct-07	10-Oct-07	27221e-17071
Nickel (Ni)	NA	EPA 6020m	19.77	µg/dry g	0.025	0.05	09-Oct-07	10-Oct-07	27221e-17071
Selenium (Se)	NA	EPA 6020m	0.56	µg/dry g	0.025	0.05	09-Oct-07	10-Oct-07	27221e-17071
Silver (Ag)	NA	EPA 6020m	0.387	µg/dry g	0.025	0.05	09-Oct-07	10-Oct-07	27221e-17071
Strontium (Sr)	NA	EPA 6020m	53.01	µg/dry g	0.025	0.05	09-Oct-07	10-Oct-07	27221e-17071
Thallium (Tl)	NA	EPA 6020m	0.222	µg/dry g	0.025	0.05	09-Oct-07	10-Oct-07	27221e-17071
Tin (Sn)	NA	EPA 6020m	2.193	µg/dry g	0.025	0.05	09-Oct-07	10-Oct-07	27221e-17071
Titanium (Ti)	NA	EPA 6020m	655.6	µg/dry g	0.025	0.05	09-Oct-07	10-Oct-07	27221e-17071
Vanadium (V)	NA	EPA 6020m	42.6	µg/dry g	0.025	0.05	09-Oct-07	10-Oct-07	27221e-17071
Zinc (Zn)	NA	EPA 6020m	148	µg/dry g	0.025	0.05	09-Oct-07	10-Oct-07	27221e-17071

MDL= Method Detection Limit (CFR 40 Part 136); RL= Reporting Limit; J= Estimated Value below the RL and above the MDL; ND= Not Detected; NA= Not Applicable; MI = Matrix Interference

California ELAP Certificate # 2261
57296 R1

CRG Marine Laboratories, Inc.

2020 Del Amo Blvd., Suite 200, Torrance, CA 90501-1206 (310) 533-5190 FAX (310) 533-5003 crglabs@sbcglobal.net

Trace Metals

Client: *Weston Solutions*

CRG Project ID: *27221e*

CRG ID#: 57296	Sample: D-2	TOP	Date Sampled: 19-Sep-07 09:10
Replicate #: R2	Description: LADPW MDR		Date Received: 19-Sep-07
DILUTION FACTOR: 1	Matrix: Sediment		

CONSTITUENT	FRACTION	METHOD	RESULT	UNITS	MDL	RL	DATE PROCESSED	DATE ANALYZED	BATCH ID
Aluminum (Al)	NA	EPA 6020m	10590	µg/dry g	1	5	09-Oct-07	10-Oct-07	27221e-17071
Antimony (Sb)	NA	EPA 6020m	0.314	µg/dry g	0.025	0.05	09-Oct-07	10-Oct-07	27221e-17071
Arsenic (As)	NA	EPA 6020m	6.974	µg/dry g	0.025	0.05	09-Oct-07	10-Oct-07	27221e-17071
Barium (Ba)	NA	EPA 6020m	83.01	µg/dry g	0.025	0.05	09-Oct-07	10-Oct-07	27221e-17071
Beryllium (Be)	NA	EPA 6020m	0.395	µg/dry g	0.025	0.05	09-Oct-07	10-Oct-07	27221e-17071
Cadmium (Cd)	NA	EPA 6020m	0.294	µg/dry g	0.025	0.05	09-Oct-07	10-Oct-07	27221e-17071
Chromium (Cr)	NA	EPA 6020m	29.06	µg/dry g	0.025	0.05	09-Oct-07	10-Oct-07	27221e-17071
Cobalt (Co)	NA	EPA 6020m	7.232	µg/dry g	0.025	0.05	09-Oct-07	10-Oct-07	27221e-17071
Copper (Cu)	NA	EPA 6020m	143.5	µg/dry g	0.025	0.05	09-Oct-07	10-Oct-07	27221e-17071
Iron (Fe)	NA	EPA 6020m	20460	µg/dry g	1	5	09-Oct-07	10-Oct-07	27221e-17071
Lead (Pb)	NA	EPA 6020m	38.98	µg/dry g	0.025	0.05	09-Oct-07	10-Oct-07	27221e-17071
Manganese (Mn)	NA	EPA 6020m	146.5	µg/dry g	0.025	0.05	09-Oct-07	10-Oct-07	27221e-17071
Molybdenum (Mo)	NA	EPA 6020m	1.071	µg/dry g	0.025	0.05	09-Oct-07	10-Oct-07	27221e-17071
Nickel (Ni)	NA	EPA 6020m	19.51	µg/dry g	0.025	0.05	09-Oct-07	10-Oct-07	27221e-17071
Selenium (Se)	NA	EPA 6020m	0.517	µg/dry g	0.025	0.05	09-Oct-07	10-Oct-07	27221e-17071
Silver (Ag)	NA	EPA 6020m	0.521	µg/dry g	0.025	0.05	09-Oct-07	10-Oct-07	27221e-17071
Strontium (Sr)	NA	EPA 6020m	51.78	µg/dry g	0.025	0.05	09-Oct-07	10-Oct-07	27221e-17071
Thallium (Tl)	NA	EPA 6020m	0.221	µg/dry g	0.025	0.05	09-Oct-07	10-Oct-07	27221e-17071
Tin (Sn)	NA	EPA 6020m	2.093	µg/dry g	0.025	0.05	09-Oct-07	10-Oct-07	27221e-17071
Titanium (Ti)	NA	EPA 6020m	630.8	µg/dry g	0.025	0.05	09-Oct-07	10-Oct-07	27221e-17071
Vanadium (V)	NA	EPA 6020m	40.28	µg/dry g	0.025	0.05	09-Oct-07	10-Oct-07	27221e-17071
Zinc (Zn)	NA	EPA 6020m	149.9	µg/dry g	0.025	0.05	09-Oct-07	10-Oct-07	27221e-17071

MDL= Method Detection Limit (CFR 40 Part 136); RL= Reporting Limit; J= Estimated Value below the RL and above the MDL; ND= Not Detected; NA= Not Applicable; MI = Matrix Interference

California ELAP Certificate # 2261
57296 R2

CRG Marine Laboratories, Inc.

2020 Del Amo Blvd., Suite 200, Torrance, CA 90501-1206 (310) 533-5190 FAX (310) 533-5003 crglabs@sbcglobal.net

Trace Metals

Client: *Weston Solutions*

CRG Project ID: *27221e*

CRG ID#: 57297

Sample: C-1 TOP

Date Sampled: 19-Sep-07 11:20

Replicate #: R1

Description: LADPW MDR

Date Received: 19-Sep-07

DILUTION FACTOR: 1

Matrix: Sediment

CONSTITUENT	FRACTION	METHOD	RESULT	UNITS	MDL	RL	DATE PROCESSED	DATE ANALYZED	BATCH ID
Aluminum (Al)	NA	EPA 6020m	12540	µg/dry g	1	5	09-Oct-07	10-Oct-07	27221e-17071
Antimony (Sb)	NA	EPA 6020m	0.302	µg/dry g	0.025	0.05	09-Oct-07	10-Oct-07	27221e-17071
Arsenic (As)	NA	EPA 6020m	8.735	µg/dry g	0.025	0.05	09-Oct-07	10-Oct-07	27221e-17071
Barium (Ba)	NA	EPA 6020m	85.78	µg/dry g	0.025	0.05	09-Oct-07	10-Oct-07	27221e-17071
Beryllium (Be)	NA	EPA 6020m	0.493	µg/dry g	0.025	0.05	09-Oct-07	10-Oct-07	27221e-17071
Cadmium (Cd)	NA	EPA 6020m	0.3	µg/dry g	0.025	0.05	09-Oct-07	10-Oct-07	27221e-17071
Chromium (Cr)	NA	EPA 6020m	40.05	µg/dry g	0.025	0.05	09-Oct-07	10-Oct-07	27221e-17071
Cobalt (Co)	NA	EPA 6020m	8.102	µg/dry g	0.025	0.05	09-Oct-07	10-Oct-07	27221e-17071
Copper (Cu)	NA	EPA 6020m	177.8	µg/dry g	0.025	0.05	09-Oct-07	10-Oct-07	27221e-17071
Iron (Fe)	NA	EPA 6020m	24100	µg/dry g	1	5	09-Oct-07	10-Oct-07	27221e-17071
Lead (Pb)	NA	EPA 6020m	80.13	µg/dry g	0.025	0.05	09-Oct-07	10-Oct-07	27221e-17071
Manganese (Mn)	NA	EPA 6020m	162.2	µg/dry g	0.025	0.05	09-Oct-07	10-Oct-07	27221e-17071
Molybdenum (Mo)	NA	EPA 6020m	1.131	µg/dry g	0.025	0.05	09-Oct-07	10-Oct-07	27221e-17071
Nickel (Ni)	NA	EPA 6020m	23.1	µg/dry g	0.025	0.05	09-Oct-07	10-Oct-07	27221e-17071
Selenium (Se)	NA	EPA 6020m	0.644	µg/dry g	0.025	0.05	09-Oct-07	10-Oct-07	27221e-17071
Silver (Ag)	NA	EPA 6020m	1.362	µg/dry g	0.025	0.05	09-Oct-07	10-Oct-07	27221e-17071
Strontium (Sr)	NA	EPA 6020m	48	µg/dry g	0.025	0.05	09-Oct-07	10-Oct-07	27221e-17071
Thallium (Tl)	NA	EPA 6020m	0.261	µg/dry g	0.025	0.05	09-Oct-07	10-Oct-07	27221e-17071
Tin (Sn)	NA	EPA 6020m	3.121	µg/dry g	0.025	0.05	09-Oct-07	10-Oct-07	27221e-17071
Titanium (Ti)	NA	EPA 6020m	645.9	µg/dry g	0.025	0.05	09-Oct-07	10-Oct-07	27221e-17071
Vanadium (V)	NA	EPA 6020m	50.25	µg/dry g	0.025	0.05	09-Oct-07	10-Oct-07	27221e-17071
Zinc (Zn)	NA	EPA 6020m	197.6	µg/dry g	0.025	0.05	09-Oct-07	10-Oct-07	27221e-17071

MDL= Method Detection Limit (CFR 40 Part 136); RL= Reporting Limit; J= Estimated Value below the RL and above the MDL; ND= Not Detected; NA= Not Applicable; MI = Matrix Interference

California ELAP Certificate # 2261
57297 R1

CRG Marine Laboratories, Inc.

2020 Del Amo Blvd., Suite 200, Torrance, CA 90501-1206 (310) 533-5190 FAX (310) 533-5003 crglabs@sbcglobal.net

Trace Metals

Client: *Weston Solutions*

CRG Project ID: *27221e*

CRG ID#: 57298	Sample: C-1	BOTTOM	Date Sampled: 19-Sep-07 11:20
Replicate #: R1	Description: LADPW MDR		Date Received: 19-Sep-07
DILUTION FACTOR: 1	Matrix: Sediment		

CONSTITUENT	FRACTION	METHOD	RESULT	UNITS	MDL	RL	DATE PROCESSED	DATE ANALYZED	BATCH ID
Aluminum (Al)	NA	EPA 6020m	11430	µg/dry g	1	5	09-Oct-07	10-Oct-07	27221e-17071
Antimony (Sb)	NA	EPA 6020m	0.287	µg/dry g	0.025	0.05	09-Oct-07	10-Oct-07	27221e-17071
Arsenic (As)	NA	EPA 6020m	7.656	µg/dry g	0.025	0.05	09-Oct-07	10-Oct-07	27221e-17071
Barium (Ba)	NA	EPA 6020m	75.26	µg/dry g	0.025	0.05	09-Oct-07	10-Oct-07	27221e-17071
Beryllium (Be)	NA	EPA 6020m	0.418	µg/dry g	0.025	0.05	09-Oct-07	10-Oct-07	27221e-17071
Cadmium (Cd)	NA	EPA 6020m	0.292	µg/dry g	0.025	0.05	09-Oct-07	10-Oct-07	27221e-17071
Chromium (Cr)	NA	EPA 6020m	33.16	µg/dry g	0.025	0.05	09-Oct-07	10-Oct-07	27221e-17071
Cobalt (Co)	NA	EPA 6020m	6.902	µg/dry g	0.025	0.05	09-Oct-07	10-Oct-07	27221e-17071
Copper (Cu)	NA	EPA 6020m	157.8	µg/dry g	0.025	0.05	09-Oct-07	10-Oct-07	27221e-17071
Iron (Fe)	NA	EPA 6020m	20510	µg/dry g	1	5	09-Oct-07	10-Oct-07	27221e-17071
Lead (Pb)	NA	EPA 6020m	64.33	µg/dry g	0.025	0.05	09-Oct-07	10-Oct-07	27221e-17071
Manganese (Mn)	NA	EPA 6020m	145.2	µg/dry g	0.025	0.05	09-Oct-07	10-Oct-07	27221e-17071
Molybdenum (Mo)	NA	EPA 6020m	1.02	µg/dry g	0.025	0.05	09-Oct-07	10-Oct-07	27221e-17071
Nickel (Ni)	NA	EPA 6020m	19.79	µg/dry g	0.025	0.05	09-Oct-07	10-Oct-07	27221e-17071
Selenium (Se)	NA	EPA 6020m	0.484	µg/dry g	0.025	0.05	09-Oct-07	10-Oct-07	27221e-17071
Silver (Ag)	NA	EPA 6020m	1.148	µg/dry g	0.025	0.05	09-Oct-07	10-Oct-07	27221e-17071
Strontium (Sr)	NA	EPA 6020m	45.4	µg/dry g	0.025	0.05	09-Oct-07	10-Oct-07	27221e-17071
Thallium (Tl)	NA	EPA 6020m	0.231	µg/dry g	0.025	0.05	09-Oct-07	10-Oct-07	27221e-17071
Tin (Sn)	NA	EPA 6020m	2.783	µg/dry g	0.025	0.05	09-Oct-07	10-Oct-07	27221e-17071
Titanium (Ti)	NA	EPA 6020m	613.5	µg/dry g	0.025	0.05	09-Oct-07	10-Oct-07	27221e-17071
Vanadium (V)	NA	EPA 6020m	43.21	µg/dry g	0.025	0.05	09-Oct-07	10-Oct-07	27221e-17071
Zinc (Zn)	NA	EPA 6020m	151.2	µg/dry g	0.025	0.05	09-Oct-07	10-Oct-07	27221e-17071

MDL= Method Detection Limit (CFR 40 Part 136); RL= Reporting Limit; J= Estimated Value below the RL and above the MDL; ND= Not Detected; NA= Not Applicable; MI = Matrix Interference

California ELAP Certificate # 2261
57298 R1

CRG Marine Laboratories, Inc.

2020 Del Amo Blvd., Suite 200, Torrance, CA 90501-1206 (310) 533-5190 FAX (310) 533-5003 crglabs@sbcglobal.net

Trace Metals

Client: *Weston Solutions*

CRG Project ID: *27221e*

CRG ID#: 57299	Sample: E-2	TOP	Date Sampled: 18-Sep-07 14:45
Replicate #: R1	Description: LADPW MDR		Date Received: 19-Sep-07
DILUTION FACTOR: 1	Matrix: Sediment		

CONSTITUENT	FRACTION	METHOD	RESULT	UNITS	MDL	RL	DATE PROCESSED	DATE ANALYZED	BATCH ID
Aluminum (Al)	NA	EPA 6020m	28190	µg/dry g	1	5	09-Oct-07	10-Oct-07	27221e-17071
Antimony (Sb)	NA	EPA 6020m	0.452	µg/dry g	0.025	0.05	09-Oct-07	10-Oct-07	27221e-17071
Arsenic (As)	NA	EPA 6020m	14.46	µg/dry g	0.025	0.05	09-Oct-07	10-Oct-07	27221e-17071
Barium (Ba)	NA	EPA 6020m	219.4	µg/dry g	0.025	0.05	09-Oct-07	10-Oct-07	27221e-17071
Beryllium (Be)	NA	EPA 6020m	0.937	µg/dry g	0.025	0.05	09-Oct-07	10-Oct-07	27221e-17071
Cadmium (Cd)	NA	EPA 6020m	0.802	µg/dry g	0.025	0.05	09-Oct-07	10-Oct-07	27221e-17071
Chromium (Cr)	NA	EPA 6020m	62.59	µg/dry g	0.025	0.05	09-Oct-07	10-Oct-07	27221e-17071
Cobalt (Co)	NA	EPA 6020m	16.15	µg/dry g	0.025	0.05	09-Oct-07	10-Oct-07	27221e-17071
Copper (Cu)	NA	EPA 6020m	66.78	µg/dry g	0.025	0.05	09-Oct-07	10-Oct-07	27221e-17071
Iron (Fe)	NA	EPA 6020m	49110	µg/dry g	1	5	09-Oct-07	10-Oct-07	27221e-17071
Lead (Pb)	NA	EPA 6020m	33.46	µg/dry g	0.025	0.05	09-Oct-07	10-Oct-07	27221e-17071
Manganese (Mn)	NA	EPA 6020m	325.4	µg/dry g	0.025	0.05	09-Oct-07	10-Oct-07	27221e-17071
Molybdenum (Mo)	NA	EPA 6020m	3.78	µg/dry g	0.025	0.05	09-Oct-07	10-Oct-07	27221e-17071
Nickel (Ni)	NA	EPA 6020m	38.1	µg/dry g	0.025	0.05	09-Oct-07	10-Oct-07	27221e-17071
Selenium (Se)	NA	EPA 6020m	2.239	µg/dry g	0.025	0.05	09-Oct-07	10-Oct-07	27221e-17071
Silver (Ag)	NA	EPA 6020m	0.542	µg/dry g	0.025	0.05	09-Oct-07	10-Oct-07	27221e-17071
Strontium (Sr)	NA	EPA 6020m	146.6	µg/dry g	0.025	0.05	09-Oct-07	10-Oct-07	27221e-17071
Thallium (Tl)	NA	EPA 6020m	0.4	µg/dry g	0.025	0.05	09-Oct-07	10-Oct-07	27221e-17071
Tin (Sn)	NA	EPA 6020m	2.384	µg/dry g	0.025	0.05	09-Oct-07	10-Oct-07	27221e-17071
Titanium (Ti)	NA	EPA 6020m	1268	µg/dry g	0.025	0.05	09-Oct-07	10-Oct-07	27221e-17071
Vanadium (V)	NA	EPA 6020m	104.9	µg/dry g	0.025	0.05	09-Oct-07	10-Oct-07	27221e-17071
Zinc (Zn)	NA	EPA 6020m	143.3	µg/dry g	0.025	0.05	09-Oct-07	10-Oct-07	27221e-17071

MDL= Method Detection Limit (CFR 40 Part 136); RL= Reporting Limit; J= Estimated Value below the RL and above the MDL; ND= Not Detected; NA= Not Applicable; MI = Matrix Interference

California ELAP Certificate # 2261
57299 R1

CRG Marine Laboratories, Inc.

2020 Del Amo Blvd., Suite 200, Torrance, CA 90501-1206 (310) 533-5190 FAX (310) 533-5003 crglabs@sbcglobal.net

Trace Metals

Client: *Weston Solutions*

CRG Project ID: *27221e*

CRG ID#: 57300	Sample: B-1		TOP	Date Sampled: 19-Sep-07 14:15
Replicate #: R1	Description: LADPW MDR			Date Received: 19-Sep-07
DILUTION FACTOR: 1	Matrix: Sediment			

CONSTITUENT	FRACTION	METHOD	RESULT	UNITS	MDL	RL	DATE PROCESSED	DATE ANALYZED	BATCH ID
Aluminum (Al)	NA	EPA 6020m	20020	µg/dry g	1	5	09-Oct-07	10-Oct-07	27221e-17071
Antimony (Sb)	NA	EPA 6020m	0.526	µg/dry g	0.025	0.05	09-Oct-07	10-Oct-07	27221e-17071
Arsenic (As)	NA	EPA 6020m	11.51	µg/dry g	0.025	0.05	09-Oct-07	10-Oct-07	27221e-17071
Barium (Ba)	NA	EPA 6020m	137.1	µg/dry g	0.025	0.05	09-Oct-07	10-Oct-07	27221e-17071
Beryllium (Be)	NA	EPA 6020m	0.762	µg/dry g	0.025	0.05	09-Oct-07	10-Oct-07	27221e-17071
Cadmium (Cd)	NA	EPA 6020m	0.454	µg/dry g	0.025	0.05	09-Oct-07	10-Oct-07	27221e-17071
Chromium (Cr)	NA	EPA 6020m	71.22	µg/dry g	0.025	0.05	09-Oct-07	10-Oct-07	27221e-17071
Cobalt (Co)	NA	EPA 6020m	12	µg/dry g	0.025	0.05	09-Oct-07	10-Oct-07	27221e-17071
Copper (Cu)	NA	EPA 6020m	307	µg/dry g	0.025	0.05	09-Oct-07	10-Oct-07	27221e-17071
Iron (Fe)	NA	EPA 6020m	38980	µg/dry g	1	5	09-Oct-07	10-Oct-07	27221e-17071
Lead (Pb)	NA	EPA 6020m	146.4	µg/dry g	0.025	0.05	09-Oct-07	10-Oct-07	27221e-17071
Manganese (Mn)	NA	EPA 6020m	245.7	µg/dry g	0.025	0.05	09-Oct-07	10-Oct-07	27221e-17071
Molybdenum (Mo)	NA	EPA 6020m	1.764	µg/dry g	0.025	0.05	09-Oct-07	10-Oct-07	27221e-17071
Nickel (Ni)	NA	EPA 6020m	36.56	µg/dry g	0.025	0.05	09-Oct-07	10-Oct-07	27221e-17071
Selenium (Se)	NA	EPA 6020m	1.018	µg/dry g	0.025	0.05	09-Oct-07	10-Oct-07	27221e-17071
Silver (Ag)	NA	EPA 6020m	3.207	µg/dry g	0.025	0.05	09-Oct-07	10-Oct-07	27221e-17071
Strontium (Sr)	NA	EPA 6020m	69.59	µg/dry g	0.025	0.05	09-Oct-07	10-Oct-07	27221e-17071
Thallium (Tl)	NA	EPA 6020m	0.373	µg/dry g	0.025	0.05	09-Oct-07	10-Oct-07	27221e-17071
Tin (Sn)	NA	EPA 6020m	5.787	µg/dry g	0.025	0.05	09-Oct-07	10-Oct-07	27221e-17071
Titanium (Ti)	NA	EPA 6020m	998.7	µg/dry g	0.025	0.05	09-Oct-07	10-Oct-07	27221e-17071
Vanadium (V)	NA	EPA 6020m	81.86	µg/dry g	0.025	0.05	09-Oct-07	10-Oct-07	27221e-17071
Zinc (Zn)	NA	EPA 6020m	324.3	µg/dry g	0.025	0.05	09-Oct-07	10-Oct-07	27221e-17071

MDL= Method Detection Limit (CFR 40 Part 136); RL= Reporting Limit; J= Estimated Value below the RL and above the MDL; ND= Not Detected; NA= Not Applicable; MI = Matrix Interference

California ELAP Certificate # 2261
57300 R1

CRG Marine Laboratories, Inc.

2020 Del Amo Blvd., Suite 200, Torrance, CA 90501-1206 (310) 533-5190 FAX (310) 533-5003 crglabs@sbcglobal.net

Trace Metals

Client: *Weston Solutions*

CRG Project ID: *27221e*

CRG ID#: 57301	Sample: B-1	BOTTOM	Date Sampled: 19-Sep-07 14:15
Replicate #: R1	Description: LADPW MDR		Date Received: 19-Sep-07
DILUTION FACTOR: 1	Matrix: Sediment		

CONSTITUENT	FRACTION	METHOD	RESULT	UNITS	MDL	RL	DATE PROCESSED	DATE ANALYZED	BATCH ID
Aluminum (Al)	NA	EPA 6020m	24330	µg/dry g	1	5	09-Oct-07	10-Oct-07	27221e-17071
Antimony (Sb)	NA	EPA 6020m	0.232	µg/dry g	0.025	0.05	09-Oct-07	10-Oct-07	27221e-17071
Arsenic (As)	NA	EPA 6020m	14.39	µg/dry g	0.025	0.05	09-Oct-07	10-Oct-07	27221e-17071
Barium (Ba)	NA	EPA 6020m	159.9	µg/dry g	0.025	0.05	09-Oct-07	10-Oct-07	27221e-17071
Beryllium (Be)	NA	EPA 6020m	0.794	µg/dry g	0.025	0.05	09-Oct-07	10-Oct-07	27221e-17071
Cadmium (Cd)	NA	EPA 6020m	0.636	µg/dry g	0.025	0.05	09-Oct-07	10-Oct-07	27221e-17071
Chromium (Cr)	NA	EPA 6020m	66.52	µg/dry g	0.025	0.05	09-Oct-07	10-Oct-07	27221e-17071
Cobalt (Co)	NA	EPA 6020m	12.92	µg/dry g	0.025	0.05	09-Oct-07	10-Oct-07	27221e-17071
Copper (Cu)	NA	EPA 6020m	145.4	µg/dry g	0.025	0.05	09-Oct-07	10-Oct-07	27221e-17071
Iron (Fe)	NA	EPA 6020m	43190	µg/dry g	1	5	09-Oct-07	10-Oct-07	27221e-17071
Lead (Pb)	NA	EPA 6020m	93.05	µg/dry g	0.025	0.05	09-Oct-07	10-Oct-07	27221e-17071
Manganese (Mn)	NA	EPA 6020m	287	µg/dry g	0.025	0.05	09-Oct-07	10-Oct-07	27221e-17071
Molybdenum (Mo)	NA	EPA 6020m	2.212	µg/dry g	0.025	0.05	09-Oct-07	10-Oct-07	27221e-17071
Nickel (Ni)	NA	EPA 6020m	34.18	µg/dry g	0.025	0.05	09-Oct-07	10-Oct-07	27221e-17071
Selenium (Se)	NA	EPA 6020m	1.155	µg/dry g	0.025	0.05	09-Oct-07	10-Oct-07	27221e-17071
Silver (Ag)	NA	EPA 6020m	2.57	µg/dry g	0.025	0.05	09-Oct-07	10-Oct-07	27221e-17071
Strontium (Sr)	NA	EPA 6020m	150	µg/dry g	0.025	0.05	09-Oct-07	10-Oct-07	27221e-17071
Thallium (Tl)	NA	EPA 6020m	0.359	µg/dry g	0.025	0.05	09-Oct-07	10-Oct-07	27221e-17071
Tin (Sn)	NA	EPA 6020m	3.621	µg/dry g	0.025	0.05	09-Oct-07	10-Oct-07	27221e-17071
Titanium (Ti)	NA	EPA 6020m	1015	µg/dry g	0.025	0.05	09-Oct-07	10-Oct-07	27221e-17071
Vanadium (V)	NA	EPA 6020m	88.04	µg/dry g	0.025	0.05	09-Oct-07	10-Oct-07	27221e-17071
Zinc (Zn)	NA	EPA 6020m	193.1	µg/dry g	0.025	0.05	09-Oct-07	10-Oct-07	27221e-17071

MDL= Method Detection Limit (CFR 40 Part 136); RL= Reporting Limit; J= Estimated Value below the RL and above the MDL; ND= Not Detected; NA= Not Applicable; MI = Matrix Interference

California ELAP Certificate # 2261
57301 R1

CRG Marine Laboratories, Inc.

2020 Del Amo Blvd., Suite 200, Torrance, CA 90501-1206 (310) 533-5190 FAX (310) 533-5003 crglabs@sbcglobal.net

Trace Metals

Client: *Weston Solutions*

CRG Project ID: *27221e*

CRG ID#: 57302	Sample: MC-1	BOTTOM	Date Sampled: 18-Sep-07 10:00
Replicate #: R1	Description: LADPW MDR		Date Received: 19-Sep-07
DILUTION FACTOR: 1	Matrix: Sediment		

CONSTITUENT	FRACTION	METHOD	RESULT	UNITS	MDL	RL	DATE PROCESSED	DATE ANALYZED	BATCH ID
Aluminum (Al)	NA	EPA 6020m	19930	µg/dry g	1	5	09-Oct-07	10-Oct-07	27221e-17071
Antimony (Sb)	NA	EPA 6020m	0.309	µg/dry g	0.025	0.05	09-Oct-07	10-Oct-07	27221e-17071
Arsenic (As)	NA	EPA 6020m	7.664	µg/dry g	0.025	0.05	09-Oct-07	10-Oct-07	27221e-17071
Barium (Ba)	NA	EPA 6020m	196.7	µg/dry g	0.025	0.05	09-Oct-07	10-Oct-07	27221e-17071
Beryllium (Be)	NA	EPA 6020m	0.699	µg/dry g	0.025	0.05	09-Oct-07	10-Oct-07	27221e-17071
Cadmium (Cd)	NA	EPA 6020m	0.562	µg/dry g	0.025	0.05	09-Oct-07	10-Oct-07	27221e-17071
Chromium (Cr)	NA	EPA 6020m	43.94	µg/dry g	0.025	0.05	09-Oct-07	10-Oct-07	27221e-17071
Cobalt (Co)	NA	EPA 6020m	12.71	µg/dry g	0.025	0.05	09-Oct-07	10-Oct-07	27221e-17071
Copper (Cu)	NA	EPA 6020m	36.74	µg/dry g	0.025	0.05	09-Oct-07	10-Oct-07	27221e-17071
Iron (Fe)	NA	EPA 6020m	36450	µg/dry g	1	5	09-Oct-07	10-Oct-07	27221e-17071
Lead (Pb)	NA	EPA 6020m	12.14	µg/dry g	0.025	0.05	09-Oct-07	10-Oct-07	27221e-17071
Manganese (Mn)	NA	EPA 6020m	290.3	µg/dry g	0.025	0.05	09-Oct-07	10-Oct-07	27221e-17071
Molybdenum (Mo)	NA	EPA 6020m	2.891	µg/dry g	0.025	0.05	09-Oct-07	10-Oct-07	27221e-17071
Nickel (Ni)	NA	EPA 6020m	27.79	µg/dry g	0.025	0.05	09-Oct-07	10-Oct-07	27221e-17071
Selenium (Se)	NA	EPA 6020m	1.201	µg/dry g	0.025	0.05	09-Oct-07	10-Oct-07	27221e-17071
Silver (Ag)	NA	EPA 6020m	0.334	µg/dry g	0.025	0.05	09-Oct-07	10-Oct-07	27221e-17071
Strontium (Sr)	NA	EPA 6020m	125.3	µg/dry g	0.025	0.05	09-Oct-07	10-Oct-07	27221e-17071
Thallium (Tl)	NA	EPA 6020m	0.297	µg/dry g	0.025	0.05	09-Oct-07	10-Oct-07	27221e-17071
Tin (Sn)	NA	EPA 6020m	1.459	µg/dry g	0.025	0.05	09-Oct-07	10-Oct-07	27221e-17071
Titanium (Ti)	NA	EPA 6020m	932.2	µg/dry g	0.025	0.05	09-Oct-07	10-Oct-07	27221e-17071
Vanadium (V)	NA	EPA 6020m	75.82	µg/dry g	0.025	0.05	09-Oct-07	10-Oct-07	27221e-17071
Zinc (Zn)	NA	EPA 6020m	83.86	µg/dry g	0.025	0.05	09-Oct-07	10-Oct-07	27221e-17071

MDL= Method Detection Limit (CFR 40 Part 136); RL= Reporting Limit; J= Estimated Value below the RL and above the MDL; ND= Not Detected; NA= Not Applicable; MI = Matrix Interference

California ELAP Certificate # 2261
57302 R1

CRG Marine Laboratories, Inc.

2020 Del Amo Blvd., Suite 200, Torrance, CA 90501-1206 (310) 533-5190 FAX (310) 533-5003 crglabs@sbcglobal.net

Trace Metals

Client: *Weston Solutions*

CRG Project ID: *27221e*

CRG ID#: 57303

Sample: MC-1 TOP

Date Sampled: 18-Sep-07 10:00

Replicate #: R1

Description: LADPW MDR

Date Received: 19-Sep-07

DILUTION FACTOR: 1

Matrix: Sediment

CONSTITUENT	FRACTION	METHOD	RESULT	UNITS	MDL	RL	DATE PROCESSED	DATE ANALYZED	BATCH ID
Aluminum (Al)	NA	EPA 6020m	19040	µg/dry g	1	5	09-Oct-07	10-Oct-07	27221e-17071
Antimony (Sb)	NA	EPA 6020m	0.359	µg/dry g	0.025	0.05	09-Oct-07	10-Oct-07	27221e-17071
Arsenic (As)	NA	EPA 6020m	8.574	µg/dry g	0.025	0.05	09-Oct-07	10-Oct-07	27221e-17071
Barium (Ba)	NA	EPA 6020m	179.4	µg/dry g	0.025	0.05	09-Oct-07	10-Oct-07	27221e-17071
Beryllium (Be)	NA	EPA 6020m	0.686	µg/dry g	0.025	0.05	09-Oct-07	10-Oct-07	27221e-17071
Cadmium (Cd)	NA	EPA 6020m	0.572	µg/dry g	0.025	0.05	09-Oct-07	10-Oct-07	27221e-17071
Chromium (Cr)	NA	EPA 6020m	44.63	µg/dry g	0.025	0.05	09-Oct-07	10-Oct-07	27221e-17071
Cobalt (Co)	NA	EPA 6020m	12.65	µg/dry g	0.025	0.05	09-Oct-07	10-Oct-07	27221e-17071
Copper (Cu)	NA	EPA 6020m	49.43	µg/dry g	0.025	0.05	09-Oct-07	10-Oct-07	27221e-17071
Iron (Fe)	NA	EPA 6020m	37100	µg/dry g	1	5	09-Oct-07	10-Oct-07	27221e-17071
Lead (Pb)	NA	EPA 6020m	18.86	µg/dry g	0.025	0.05	09-Oct-07	10-Oct-07	27221e-17071
Manganese (Mn)	NA	EPA 6020m	273	µg/dry g	0.025	0.05	09-Oct-07	10-Oct-07	27221e-17071
Molybdenum (Mo)	NA	EPA 6020m	3.104	µg/dry g	0.025	0.05	09-Oct-07	10-Oct-07	27221e-17071
Nickel (Ni)	NA	EPA 6020m	28.12	µg/dry g	0.025	0.05	09-Oct-07	10-Oct-07	27221e-17071
Selenium (Se)	NA	EPA 6020m	1.307	µg/dry g	0.025	0.05	09-Oct-07	10-Oct-07	27221e-17071
Silver (Ag)	NA	EPA 6020m	0.365	µg/dry g	0.025	0.05	09-Oct-07	10-Oct-07	27221e-17071
Strontium (Sr)	NA	EPA 6020m	132.2	µg/dry g	0.025	0.05	09-Oct-07	10-Oct-07	27221e-17071
Thallium (Tl)	NA	EPA 6020m	0.301	µg/dry g	0.025	0.05	09-Oct-07	10-Oct-07	27221e-17071
Tin (Sn)	NA	EPA 6020m	1.684	µg/dry g	0.025	0.05	09-Oct-07	10-Oct-07	27221e-17071
Titanium (Ti)	NA	EPA 6020m	1014	µg/dry g	0.025	0.05	09-Oct-07	10-Oct-07	27221e-17071
Vanadium (V)	NA	EPA 6020m	75.87	µg/dry g	0.025	0.05	09-Oct-07	10-Oct-07	27221e-17071
Zinc (Zn)	NA	EPA 6020m	99.25	µg/dry g	0.025	0.05	09-Oct-07	10-Oct-07	27221e-17071

MDL= Method Detection Limit (CFR 40 Part 136); RL= Reporting Limit; J= Estimated Value below the RL and above the MDL; ND= Not Detected; NA= Not Applicable; MI = Matrix Interference

California ELAP Certificate # 2261
57303 R1

CRG Marine Laboratories, Inc.

2020 Del Amo Blvd., Suite 200, Torrance, CA 90501-1206 (310) 533-5190 FAX (310) 533-5003 crglabs@sbcglobal.net

Trace Metals

Client: *Weston Solutions*

CRG Project ID: *27221e*

CRG ID#: 57304	Sample: A-1	TOP	Date Sampled: 20-Sep-07 11:10
Replicate #: R1	Description: LADPW MDR		Date Received: 20-Sep-07
DILUTION FACTOR: 1	Matrix: Sediment		

CONSTITUENT	FRACTION	METHOD	RESULT	UNITS	MDL	RL	DATE PROCESSED	DATE ANALYZED	BATCH ID
Aluminum (Al)	NA	EPA 6020m	16580	µg/dry g	1	5	09-Oct-07	10-Oct-07	27221e-17071
Antimony (Sb)	NA	EPA 6020m	0.36	µg/dry g	0.025	0.05	09-Oct-07	10-Oct-07	27221e-17071
Arsenic (As)	NA	EPA 6020m	11.42	µg/dry g	0.025	0.05	09-Oct-07	10-Oct-07	27221e-17071
Barium (Ba)	NA	EPA 6020m	129	µg/dry g	0.025	0.05	09-Oct-07	10-Oct-07	27221e-17071
Beryllium (Be)	NA	EPA 6020m	0.624	µg/dry g	0.025	0.05	09-Oct-07	10-Oct-07	27221e-17071
Cadmium (Cd)	NA	EPA 6020m	0.6	µg/dry g	0.025	0.05	09-Oct-07	10-Oct-07	27221e-17071
Chromium (Cr)	NA	EPA 6020m	59.56	µg/dry g	0.025	0.05	09-Oct-07	10-Oct-07	27221e-17071
Cobalt (Co)	NA	EPA 6020m	10.41	µg/dry g	0.025	0.05	09-Oct-07	10-Oct-07	27221e-17071
Copper (Cu)	NA	EPA 6020m	170.8	µg/dry g	0.025	0.05	09-Oct-07	10-Oct-07	27221e-17071
Iron (Fe)	NA	EPA 6020m	32460	µg/dry g	1	5	09-Oct-07	10-Oct-07	27221e-17071
Lead (Pb)	NA	EPA 6020m	126.1	µg/dry g	0.025	0.05	09-Oct-07	10-Oct-07	27221e-17071
Manganese (Mn)	NA	EPA 6020m	226	µg/dry g	0.025	0.05	09-Oct-07	10-Oct-07	27221e-17071
Molybdenum (Mo)	NA	EPA 6020m	1.569	µg/dry g	0.025	0.05	09-Oct-07	10-Oct-07	27221e-17071
Nickel (Ni)	NA	EPA 6020m	31.38	µg/dry g	0.025	0.05	09-Oct-07	10-Oct-07	27221e-17071
Selenium (Se)	NA	EPA 6020m	0.905	µg/dry g	0.025	0.05	09-Oct-07	10-Oct-07	27221e-17071
Silver (Ag)	NA	EPA 6020m	3.679	µg/dry g	0.025	0.05	09-Oct-07	10-Oct-07	27221e-17071
Strontium (Sr)	NA	EPA 6020m	77.54	µg/dry g	0.025	0.05	09-Oct-07	10-Oct-07	27221e-17071
Thallium (Tl)	NA	EPA 6020m	0.336	µg/dry g	0.025	0.05	09-Oct-07	10-Oct-07	27221e-17071
Tin (Sn)	NA	EPA 6020m	4.265	µg/dry g	0.025	0.05	09-Oct-07	10-Oct-07	27221e-17071
Titanium (Ti)	NA	EPA 6020m	834.2	µg/dry g	0.025	0.05	09-Oct-07	10-Oct-07	27221e-17071
Vanadium (V)	NA	EPA 6020m	68.02	µg/dry g	0.025	0.05	09-Oct-07	10-Oct-07	27221e-17071
Zinc (Zn)	NA	EPA 6020m	228.8	µg/dry g	0.025	0.05	09-Oct-07	10-Oct-07	27221e-17071

MDL= Method Detection Limit (CFR 40 Part 136); RL= Reporting Limit; J= Estimated Value below the RL and above the MDL; ND= Not Detected; NA= Not Applicable; MI = Matrix Interference

California ELAP Certificate # 2261
57304 R1

CRG Marine Laboratories, Inc.

2020 Del Amo Blvd., Suite 200, Torrance, CA 90501-1206 (310) 533-5190 FAX (310) 533-5003 crglabs@sbcglobal.net

Trace Metals

Client: *Weston Solutions*

CRG Project ID: *27221e*

CRG ID#: 57305	Sample: A-1	BOTTOM	Date Sampled: 20-Sep-07 11:10
Replicate #: R1	Description: LADPW MDR		Date Received: 20-Sep-07
DILUTION FACTOR: 1	Matrix: Sediment		

CONSTITUENT	FRACTION	METHOD	RESULT	UNITS	MDL	RL	DATE PROCESSED	DATE ANALYZED	BATCH ID
Aluminum (Al)	NA	EPA 6020m	19140	µg/dry g	1	5	09-Oct-07	10-Oct-07	27221e-17071
Antimony (Sb)	NA	EPA 6020m	0.447	µg/dry g	0.025	0.05	09-Oct-07	10-Oct-07	27221e-17071
Arsenic (As)	NA	EPA 6020m	12.4	µg/dry g	0.025	0.05	09-Oct-07	10-Oct-07	27221e-17071
Barium (Ba)	NA	EPA 6020m	165	µg/dry g	0.025	0.05	09-Oct-07	10-Oct-07	27221e-17071
Beryllium (Be)	NA	EPA 6020m	0.72	µg/dry g	0.025	0.05	09-Oct-07	10-Oct-07	27221e-17071
Cadmium (Cd)	NA	EPA 6020m	0.742	µg/dry g	0.025	0.05	09-Oct-07	10-Oct-07	27221e-17071
Chromium (Cr)	NA	EPA 6020m	53.19	µg/dry g	0.025	0.05	09-Oct-07	10-Oct-07	27221e-17071
Cobalt (Co)	NA	EPA 6020m	12.4	µg/dry g	0.025	0.05	09-Oct-07	10-Oct-07	27221e-17071
Copper (Cu)	NA	EPA 6020m	89.38	µg/dry g	0.025	0.05	09-Oct-07	10-Oct-07	27221e-17071
Iron (Fe)	NA	EPA 6020m	36240	µg/dry g	1	5	09-Oct-07	10-Oct-07	27221e-17071
Lead (Pb)	NA	EPA 6020m	61.06	µg/dry g	0.025	0.05	09-Oct-07	10-Oct-07	27221e-17071
Manganese (Mn)	NA	EPA 6020m	289.7	µg/dry g	0.025	0.05	09-Oct-07	10-Oct-07	27221e-17071
Molybdenum (Mo)	NA	EPA 6020m	3.305	µg/dry g	0.025	0.05	09-Oct-07	10-Oct-07	27221e-17071
Nickel (Ni)	NA	EPA 6020m	34.58	µg/dry g	0.025	0.05	09-Oct-07	10-Oct-07	27221e-17071
Selenium (Se)	NA	EPA 6020m	1.118	µg/dry g	0.025	0.05	09-Oct-07	10-Oct-07	27221e-17071
Silver (Ag)	NA	EPA 6020m	1.842	µg/dry g	0.025	0.05	09-Oct-07	10-Oct-07	27221e-17071
Strontium (Sr)	NA	EPA 6020m	188.3	µg/dry g	0.025	0.05	09-Oct-07	10-Oct-07	27221e-17071
Thallium (Tl)	NA	EPA 6020m	0.352	µg/dry g	0.025	0.05	09-Oct-07	10-Oct-07	27221e-17071
Tin (Sn)	NA	EPA 6020m	2.759	µg/dry g	0.025	0.05	09-Oct-07	10-Oct-07	27221e-17071
Titanium (Ti)	NA	EPA 6020m	923.5	µg/dry g	0.025	0.05	09-Oct-07	10-Oct-07	27221e-17071
Vanadium (V)	NA	EPA 6020m	76.28	µg/dry g	0.025	0.05	09-Oct-07	10-Oct-07	27221e-17071
Zinc (Zn)	NA	EPA 6020m	152	µg/dry g	0.025	0.05	09-Oct-07	10-Oct-07	27221e-17071

MDL= Method Detection Limit (CFR 40 Part 136); RL= Reporting Limit; J= Estimated Value below the RL and above the MDL; ND= Not Detected; NA= Not Applicable; MI = Matrix Interference

California ELAP Certificate # 2261
57305 R1

CRG Marine Laboratories, Inc.

2020 Del Amo Blvd., Suite 200, Torrance, CA 90501-1206 (310) 533-5190 FAX (310) 533-5003 crglabs@sbcglobal.net

Trace Metals

Client: *Weston Solutions*

CRG Project ID: *27221e*

CRG ID#: 57306	Sample: A-2	TOP	Date Sampled: 20-Sep-07 10:10
Replicate #: R1	Description: LADPW MDR		Date Received: 20-Sep-07
DILUTION FACTOR: 1	Matrix: Sediment		

CONSTITUENT	FRACTION	METHOD	RESULT	UNITS	MDL	RL	DATE PROCESSED	DATE ANALYZED	BATCH ID
Aluminum (Al)	NA	EPA 6020m	10780	µg/dry g	1	5	09-Oct-07	10-Oct-07	27221e-17071
Antimony (Sb)	NA	EPA 6020m	0.269	µg/dry g	0.025	0.05	09-Oct-07	10-Oct-07	27221e-17071
Arsenic (As)	NA	EPA 6020m	7.733	µg/dry g	0.025	0.05	09-Oct-07	10-Oct-07	27221e-17071
Barium (Ba)	NA	EPA 6020m	75.23	µg/dry g	0.025	0.05	09-Oct-07	10-Oct-07	27221e-17071
Beryllium (Be)	NA	EPA 6020m	0.413	µg/dry g	0.025	0.05	09-Oct-07	10-Oct-07	27221e-17071
Cadmium (Cd)	NA	EPA 6020m	0.291	µg/dry g	0.025	0.05	09-Oct-07	10-Oct-07	27221e-17071
Chromium (Cr)	NA	EPA 6020m	34.23	µg/dry g	0.025	0.05	09-Oct-07	10-Oct-07	27221e-17071
Cobalt (Co)	NA	EPA 6020m	6.945	µg/dry g	0.025	0.05	09-Oct-07	10-Oct-07	27221e-17071
Copper (Cu)	NA	EPA 6020m	106.6	µg/dry g	0.025	0.05	09-Oct-07	10-Oct-07	27221e-17071
Iron (Fe)	NA	EPA 6020m	21460	µg/dry g	1	5	09-Oct-07	10-Oct-07	27221e-17071
Lead (Pb)	NA	EPA 6020m	73.35	µg/dry g	0.025	0.05	09-Oct-07	10-Oct-07	27221e-17071
Manganese (Mn)	NA	EPA 6020m	148.8	µg/dry g	0.025	0.05	09-Oct-07	10-Oct-07	27221e-17071
Molybdenum (Mo)	NA	EPA 6020m	1.184	µg/dry g	0.025	0.05	09-Oct-07	10-Oct-07	27221e-17071
Nickel (Ni)	NA	EPA 6020m	20.94	µg/dry g	0.025	0.05	09-Oct-07	10-Oct-07	27221e-17071
Selenium (Se)	NA	EPA 6020m	0.544	µg/dry g	0.025	0.05	09-Oct-07	10-Oct-07	27221e-17071
Silver (Ag)	NA	EPA 6020m	1.335	µg/dry g	0.025	0.05	09-Oct-07	10-Oct-07	27221e-17071
Strontium (Sr)	NA	EPA 6020m	57.83	µg/dry g	0.025	0.05	09-Oct-07	10-Oct-07	27221e-17071
Thallium (Tl)	NA	EPA 6020m	0.234	µg/dry g	0.025	0.05	09-Oct-07	10-Oct-07	27221e-17071
Tin (Sn)	NA	EPA 6020m	2.674	µg/dry g	0.025	0.05	09-Oct-07	10-Oct-07	27221e-17071
Titanium (Ti)	NA	EPA 6020m	567.5	µg/dry g	0.025	0.05	09-Oct-07	10-Oct-07	27221e-17071
Vanadium (V)	NA	EPA 6020m	40.54	µg/dry g	0.025	0.05	09-Oct-07	10-Oct-07	27221e-17071
Zinc (Zn)	NA	EPA 6020m	150.2	µg/dry g	0.025	0.05	09-Oct-07	10-Oct-07	27221e-17071

MDL= Method Detection Limit (CFR 40 Part 136); RL= Reporting Limit; J= Estimated Value below the RL and above the MDL; ND= Not Detected; NA= Not Applicable; MI = Matrix Interference

California ELAP Certificate # 2261
57306 R1

CRG Marine Laboratories, Inc.

2020 Del Amo Blvd., Suite 200, Torrance, CA 90501-1206 (310) 533-5190 FAX (310) 533-5003 crglabs@sbcglobal.net

Trace Metals

Client: *Weston Solutions*

CRG Project ID: *27221e*

CRG ID#: 57307

Sample: G-1 TOP

Date Sampled: 20-Sep-07 09:00

Replicate #: R1

Description: LADPW MDR

Date Received: 20-Sep-07

DILUTION FACTOR: 1

Matrix: Sediment

CONSTITUENT	FRACTION	METHOD	RESULT	UNITS	MDL	RL	DATE PROCESSED	DATE ANALYZED	BATCH ID
Aluminum (Al)	NA	EPA 6020m	19310	µg/dry g	1	5	09-Oct-07	10-Oct-07	27221e-17071
Antimony (Sb)	NA	EPA 6020m	0.341	µg/dry g	0.025	0.05	09-Oct-07	10-Oct-07	27221e-17071
Arsenic (As)	NA	EPA 6020m	11.99	µg/dry g	0.025	0.05	09-Oct-07	10-Oct-07	27221e-17071
Barium (Ba)	NA	EPA 6020m	162	µg/dry g	0.025	0.05	09-Oct-07	10-Oct-07	27221e-17071
Beryllium (Be)	NA	EPA 6020m	0.745	µg/dry g	0.025	0.05	09-Oct-07	10-Oct-07	27221e-17071
Cadmium (Cd)	NA	EPA 6020m	0.557	µg/dry g	0.025	0.05	09-Oct-07	10-Oct-07	27221e-17071
Chromium (Cr)	NA	EPA 6020m	59.87	µg/dry g	0.025	0.05	09-Oct-07	10-Oct-07	27221e-17071
Cobalt (Co)	NA	EPA 6020m	12.62	µg/dry g	0.025	0.05	09-Oct-07	10-Oct-07	27221e-17071
Copper (Cu)	NA	EPA 6020m	168.2	µg/dry g	0.025	0.05	09-Oct-07	10-Oct-07	27221e-17071
Iron (Fe)	NA	EPA 6020m	36100	µg/dry g	1	5	09-Oct-07	10-Oct-07	27221e-17071
Lead (Pb)	NA	EPA 6020m	107.4	µg/dry g	0.025	0.05	09-Oct-07	10-Oct-07	27221e-17071
Manganese (Mn)	NA	EPA 6020m	250.5	µg/dry g	0.025	0.05	09-Oct-07	10-Oct-07	27221e-17071
Molybdenum (Mo)	NA	EPA 6020m	1.57	µg/dry g	0.025	0.05	09-Oct-07	10-Oct-07	27221e-17071
Nickel (Ni)	NA	EPA 6020m	34.63	µg/dry g	0.025	0.05	09-Oct-07	10-Oct-07	27221e-17071
Selenium (Se)	NA	EPA 6020m	0.974	µg/dry g	0.025	0.05	09-Oct-07	10-Oct-07	27221e-17071
Silver (Ag)	NA	EPA 6020m	2.333	µg/dry g	0.025	0.05	09-Oct-07	10-Oct-07	27221e-17071
Strontium (Sr)	NA	EPA 6020m	76.5	µg/dry g	0.025	0.05	09-Oct-07	10-Oct-07	27221e-17071
Thallium (Tl)	NA	EPA 6020m	0.369	µg/dry g	0.025	0.05	09-Oct-07	10-Oct-07	27221e-17071
Tin (Sn)	NA	EPA 6020m	3.268	µg/dry g	0.025	0.05	09-Oct-07	10-Oct-07	27221e-17071
Titanium (Ti)	NA	EPA 6020m	999.3	µg/dry g	0.025	0.05	09-Oct-07	10-Oct-07	27221e-17071
Vanadium (V)	NA	EPA 6020m	79.06	µg/dry g	0.025	0.05	09-Oct-07	10-Oct-07	27221e-17071
Zinc (Zn)	NA	EPA 6020m	216.7	µg/dry g	0.025	0.05	09-Oct-07	10-Oct-07	27221e-17071

MDL= Method Detection Limit (CFR 40 Part 136); RL= Reporting Limit; J= Estimated Value below the RL and above the MDL; ND= Not Detected; NA= Not Applicable; MI = Matrix Interference

California ELAP Certificate # 2261
57307 R1

CRG Marine Laboratories, Inc.

2020 Del Amo Blvd., Suite 200, Torrance, CA 90501-1206 (310) 533-5190 FAX (310) 533-5003 crglabs@sbcglobal.net

Trace Metals

Client: *Weston Solutions*

CRG Project ID: *27221e*

CRG ID#: 57308	Sample: G-1	BOTTOM	Date Sampled: 20-Sep-07 09:00
Replicate #: R1	Description: LADPW MDR		Date Received: 20-Sep-07
DILUTION FACTOR: 1	Matrix: Sediment		

CONSTITUENT	FRACTION	METHOD	RESULT	UNITS	MDL	RL	DATE PROCESSED	DATE ANALYZED	BATCH ID
Aluminum (Al)	NA	EPA 6020m	15830	µg/dry g	1	5	09-Oct-07	10-Oct-07	27221e-17071
Antimony (Sb)	NA	EPA 6020m	0.35	µg/dry g	0.025	0.05	09-Oct-07	10-Oct-07	27221e-17071
Arsenic (As)	NA	EPA 6020m	9.708	µg/dry g	0.025	0.05	09-Oct-07	10-Oct-07	27221e-17071
Barium (Ba)	NA	EPA 6020m	161.5	µg/dry g	0.025	0.05	09-Oct-07	10-Oct-07	27221e-17071
Beryllium (Be)	NA	EPA 6020m	0.611	µg/dry g	0.025	0.05	09-Oct-07	10-Oct-07	27221e-17071
Cadmium (Cd)	NA	EPA 6020m	0.562	µg/dry g	0.025	0.05	09-Oct-07	10-Oct-07	27221e-17071
Chromium (Cr)	NA	EPA 6020m	44.19	µg/dry g	0.025	0.05	09-Oct-07	10-Oct-07	27221e-17071
Cobalt (Co)	NA	EPA 6020m	11.17	µg/dry g	0.025	0.05	09-Oct-07	10-Oct-07	27221e-17071
Copper (Cu)	NA	EPA 6020m	65.75	µg/dry g	0.025	0.05	09-Oct-07	10-Oct-07	27221e-17071
Iron (Fe)	NA	EPA 6020m	28950	µg/dry g	1	5	09-Oct-07	10-Oct-07	27221e-17071
Lead (Pb)	NA	EPA 6020m	32.8	µg/dry g	0.025	0.05	09-Oct-07	10-Oct-07	27221e-17071
Manganese (Mn)	NA	EPA 6020m	228	µg/dry g	0.025	0.05	09-Oct-07	10-Oct-07	27221e-17071
Molybdenum (Mo)	NA	EPA 6020m	1.967	µg/dry g	0.025	0.05	09-Oct-07	10-Oct-07	27221e-17071
Nickel (Ni)	NA	EPA 6020m	29.56	µg/dry g	0.025	0.05	09-Oct-07	10-Oct-07	27221e-17071
Selenium (Se)	NA	EPA 6020m	1.14	µg/dry g	0.025	0.05	09-Oct-07	10-Oct-07	27221e-17071
Silver (Ag)	NA	EPA 6020m	0.835	µg/dry g	0.025	0.05	09-Oct-07	10-Oct-07	27221e-17071
Strontium (Sr)	NA	EPA 6020m	89.62	µg/dry g	0.025	0.05	09-Oct-07	10-Oct-07	27221e-17071
Thallium (Tl)	NA	EPA 6020m	0.305	µg/dry g	0.025	0.05	09-Oct-07	10-Oct-07	27221e-17071
Tin (Sn)	NA	EPA 6020m	1.659	µg/dry g	0.025	0.05	09-Oct-07	10-Oct-07	27221e-17071
Titanium (Ti)	NA	EPA 6020m	825.2	µg/dry g	0.025	0.05	09-Oct-07	10-Oct-07	27221e-17071
Vanadium (V)	NA	EPA 6020m	66.35	µg/dry g	0.025	0.05	09-Oct-07	10-Oct-07	27221e-17071
Zinc (Zn)	NA	EPA 6020m	116.3	µg/dry g	0.025	0.05	09-Oct-07	10-Oct-07	27221e-17071

MDL= Method Detection Limit (CFR 40 Part 136); RL= Reporting Limit; J= Estimated Value below the RL and above the MDL; ND= Not Detected; NA= Not Applicable; MI = Matrix Interference

California ELAP Certificate # 2261
57308 R1

CRG Marine Laboratories, Inc.

2020 Del Amo Blvd., Suite 200, Torrance, CA 90501-1206 (310) 533-5190 FAX (310) 533-5003 crglabs@sbcglobal.net

Trace Metals

Client: *Weston Solutions*

CRG Project ID: *27221e*

CRG ID#: 57309

Sample: G-2 TOP

Date Sampled: 20-Sep-07 07:50

Replicate #: R1

Description: LADPW MDR

Date Received: 20-Sep-07

DILUTION FACTOR: 1

Matrix: Sediment

CONSTITUENT	FRACTION	METHOD	RESULT	UNITS	MDL	RL	DATE PROCESSED	DATE ANALYZED	BATCH ID
Aluminum (Al)	NA	EPA 6020m	18660	µg/dry g	1	5	09-Oct-07	10-Oct-07	27221e-17071
Antimony (Sb)	NA	EPA 6020m	0.534	µg/dry g	0.025	0.05	09-Oct-07	10-Oct-07	27221e-17071
Arsenic (As)	NA	EPA 6020m	9.132	µg/dry g	0.025	0.05	09-Oct-07	10-Oct-07	27221e-17071
Barium (Ba)	NA	EPA 6020m	183.2	µg/dry g	0.025	0.05	09-Oct-07	10-Oct-07	27221e-17071
Beryllium (Be)	NA	EPA 6020m	0.709	µg/dry g	0.025	0.05	09-Oct-07	10-Oct-07	27221e-17071
Cadmium (Cd)	NA	EPA 6020m	0.54	µg/dry g	0.025	0.05	09-Oct-07	10-Oct-07	27221e-17071
Chromium (Cr)	NA	EPA 6020m	49.86	µg/dry g	0.025	0.05	09-Oct-07	10-Oct-07	27221e-17071
Cobalt (Co)	NA	EPA 6020m	12.2	µg/dry g	0.025	0.05	09-Oct-07	10-Oct-07	27221e-17071
Copper (Cu)	NA	EPA 6020m	107.3	µg/dry g	0.025	0.05	09-Oct-07	10-Oct-07	27221e-17071
Iron (Fe)	NA	EPA 6020m	32520	µg/dry g	1	5	09-Oct-07	10-Oct-07	27221e-17071
Lead (Pb)	NA	EPA 6020m	39.87	µg/dry g	0.025	0.05	09-Oct-07	10-Oct-07	27221e-17071
Manganese (Mn)	NA	EPA 6020m	276.8	µg/dry g	0.025	0.05	09-Oct-07	10-Oct-07	27221e-17071
Molybdenum (Mo)	NA	EPA 6020m	1.567	µg/dry g	0.025	0.05	09-Oct-07	10-Oct-07	27221e-17071
Nickel (Ni)	NA	EPA 6020m	33.96	µg/dry g	0.025	0.05	09-Oct-07	10-Oct-07	27221e-17071
Selenium (Se)	NA	EPA 6020m	1.222	µg/dry g	0.025	0.05	09-Oct-07	10-Oct-07	27221e-17071
Silver (Ag)	NA	EPA 6020m	0.733	µg/dry g	0.025	0.05	09-Oct-07	10-Oct-07	27221e-17071
Strontium (Sr)	NA	EPA 6020m	114.2	µg/dry g	0.025	0.05	09-Oct-07	10-Oct-07	27221e-17071
Thallium (Tl)	NA	EPA 6020m	0.317	µg/dry g	0.025	0.05	09-Oct-07	10-Oct-07	27221e-17071
Tin (Sn)	NA	EPA 6020m	2.363	µg/dry g	0.025	0.05	09-Oct-07	10-Oct-07	27221e-17071
Titanium (Ti)	NA	EPA 6020m	868.2	µg/dry g	0.025	0.05	09-Oct-07	10-Oct-07	27221e-17071
Vanadium (V)	NA	EPA 6020m	77.92	µg/dry g	0.025	0.05	09-Oct-07	10-Oct-07	27221e-17071
Zinc (Zn)	NA	EPA 6020m	143.9	µg/dry g	0.025	0.05	09-Oct-07	10-Oct-07	27221e-17071

MDL= Method Detection Limit (CFR 40 Part 136); RL= Reporting Limit; J= Estimated Value below the RL and above the MDL; ND= Not Detected; NA= Not Applicable; MI = Matrix Interference

California ELAP Certificate # 2261
57309 R1

CRG Marine Laboratories, Inc.

2020 Del Amo Blvd., Suite 200, Torrance, CA 90501-1206 (310) 533-5190 FAX (310) 533-5003 crglabs@sbcglobal.net

Trace Metals

Client: *Weston Solutions*

CRG Project ID: *27221e*

CRG ID#: 57310	Sample: G-2	BOTTOM	Date Sampled: 20-Sep-07 07:50
Replicate #: R1	Description: LADPW MDR		Date Received: 20-Sep-07
DILUTION FACTOR: 1	Matrix: Sediment		

CONSTITUENT	FRACTION	METHOD	RESULT	UNITS	MDL	RL	DATE PROCESSED	DATE ANALYZED	BATCH ID
Aluminum (Al)	NA	EPA 6020m	9754	µg/dry g	1	5	09-Oct-07	10-Oct-07	27221e-17071
Antimony (Sb)	NA	EPA 6020m	0.481	µg/dry g	0.025	0.05	09-Oct-07	10-Oct-07	27221e-17071
Arsenic (As)	NA	EPA 6020m	6.914	µg/dry g	0.025	0.05	09-Oct-07	10-Oct-07	27221e-17071
Barium (Ba)	NA	EPA 6020m	114.8	µg/dry g	0.025	0.05	09-Oct-07	10-Oct-07	27221e-17071
Beryllium (Be)	NA	EPA 6020m	0.396	µg/dry g	0.025	0.05	09-Oct-07	10-Oct-07	27221e-17071
Cadmium (Cd)	NA	EPA 6020m	0.412	µg/dry g	0.025	0.05	09-Oct-07	10-Oct-07	27221e-17071
Chromium (Cr)	NA	EPA 6020m	32.93	µg/dry g	0.025	0.05	09-Oct-07	10-Oct-07	27221e-17071
Cobalt (Co)	NA	EPA 6020m	7.011	µg/dry g	0.025	0.05	09-Oct-07	10-Oct-07	27221e-17071
Copper (Cu)	NA	EPA 6020m	28.03	µg/dry g	0.025	0.05	09-Oct-07	10-Oct-07	27221e-17071
Iron (Fe)	NA	EPA 6020m	18770	µg/dry g	1	5	09-Oct-07	10-Oct-07	27221e-17071
Lead (Pb)	NA	EPA 6020m	7.294	µg/dry g	0.025	0.05	09-Oct-07	10-Oct-07	27221e-17071
Manganese (Mn)	NA	EPA 6020m	219.2	µg/dry g	0.025	0.05	09-Oct-07	10-Oct-07	27221e-17071
Molybdenum (Mo)	NA	EPA 6020m	1.013	µg/dry g	0.025	0.05	09-Oct-07	10-Oct-07	27221e-17071
Nickel (Ni)	NA	EPA 6020m	20.66	µg/dry g	0.025	0.05	09-Oct-07	10-Oct-07	27221e-17071
Selenium (Se)	NA	EPA 6020m	0.563	µg/dry g	0.025	0.05	09-Oct-07	10-Oct-07	27221e-17071
Silver (Ag)	NA	EPA 6020m	0.204	µg/dry g	0.025	0.05	09-Oct-07	10-Oct-07	27221e-17071
Strontium (Sr)	NA	EPA 6020m	64.59	µg/dry g	0.025	0.05	09-Oct-07	10-Oct-07	27221e-17071
Thallium (Tl)	NA	EPA 6020m	0.167	µg/dry g	0.025	0.05	09-Oct-07	10-Oct-07	27221e-17071
Tin (Sn)	NA	EPA 6020m	0.725	µg/dry g	0.025	0.05	09-Oct-07	10-Oct-07	27221e-17071
Titanium (Ti)	NA	EPA 6020m	401.8	µg/dry g	0.025	0.05	09-Oct-07	10-Oct-07	27221e-17071
Vanadium (V)	NA	EPA 6020m	46.38	µg/dry g	0.025	0.05	09-Oct-07	10-Oct-07	27221e-17071
Zinc (Zn)	NA	EPA 6020m	52.15	µg/dry g	0.025	0.05	09-Oct-07	10-Oct-07	27221e-17071

MDL= Method Detection Limit (CFR 40 Part 136); RL= Reporting Limit; J= Estimated Value below the RL and above the MDL; ND= Not Detected; NA= Not Applicable; MI = Matrix Interference

California ELAP Certificate # 2261
57310 R1

CRG Marine Laboratories, Inc.

2020 Del Amo Blvd., Suite 200, Torrance, CA 90501-1206 (310) 533-5190 FAX (310) 533-5003 crglabs@sbcglobal.net

Trace Metals

Client: *Weston Solutions*

CRG Project ID: *27221e*

CRG ID#: 57311

Sample: H-2 TOP

Date Sampled: 19-Sep-07 16:45

Replicate #: R1

Description: LADPW MDR

Date Received: 20-Sep-07

DILUTION FACTOR: 1

Matrix: Sediment

CONSTITUENT	FRACTION	METHOD	RESULT	UNITS	MDL	RL	DATE PROCESSED	DATE ANALYZED	BATCH ID
Aluminum (Al)	NA	EPA 6020m	12410	µg/dry g	1	5	09-Oct-07	10-Oct-07	27221e-17071
Antimony (Sb)	NA	EPA 6020m	0.315	µg/dry g	0.025	0.05	09-Oct-07	10-Oct-07	27221e-17071
Arsenic (As)	NA	EPA 6020m	6.535	µg/dry g	0.025	0.05	09-Oct-07	10-Oct-07	27221e-17071
Barium (Ba)	NA	EPA 6020m	131.7	µg/dry g	0.025	0.05	09-Oct-07	10-Oct-07	27221e-17071
Beryllium (Be)	NA	EPA 6020m	0.4	µg/dry g	0.025	0.05	09-Oct-07	10-Oct-07	27221e-17071
Cadmium (Cd)	NA	EPA 6020m	0.331	µg/dry g	0.025	0.05	09-Oct-07	10-Oct-07	27221e-17071
Chromium (Cr)	NA	EPA 6020m	32.41	µg/dry g	0.025	0.05	09-Oct-07	10-Oct-07	27221e-17071
Cobalt (Co)	NA	EPA 6020m	8.272	µg/dry g	0.025	0.05	09-Oct-07	10-Oct-07	27221e-17071
Copper (Cu)	NA	EPA 6020m	79.46	µg/dry g	0.025	0.05	09-Oct-07	10-Oct-07	27221e-17071
Iron (Fe)	NA	EPA 6020m	22000	µg/dry g	1	5	09-Oct-07	10-Oct-07	27221e-17071
Lead (Pb)	NA	EPA 6020m	34.2	µg/dry g	0.025	0.05	09-Oct-07	10-Oct-07	27221e-17071
Manganese (Mn)	NA	EPA 6020m	186.6	µg/dry g	0.025	0.05	09-Oct-07	10-Oct-07	27221e-17071
Molybdenum (Mo)	NA	EPA 6020m	1.562	µg/dry g	0.025	0.05	09-Oct-07	10-Oct-07	27221e-17071
Nickel (Ni)	NA	EPA 6020m	20.8	µg/dry g	0.025	0.05	09-Oct-07	10-Oct-07	27221e-17071
Selenium (Se)	NA	EPA 6020m	0.717	µg/dry g	0.025	0.05	09-Oct-07	10-Oct-07	27221e-17071
Silver (Ag)	NA	EPA 6020m	0.49	µg/dry g	0.025	0.05	09-Oct-07	10-Oct-07	27221e-17071
Strontium (Sr)	NA	EPA 6020m	333.7	µg/dry g	0.025	0.05	09-Oct-07	10-Oct-07	27221e-17071
Thallium (Tl)	NA	EPA 6020m	0.238	µg/dry g	0.025	0.05	09-Oct-07	10-Oct-07	27221e-17071
Tin (Sn)	NA	EPA 6020m	1.693	µg/dry g	0.025	0.05	09-Oct-07	10-Oct-07	27221e-17071
Titanium (Ti)	NA	EPA 6020m	862.9	µg/dry g	0.025	0.05	09-Oct-07	10-Oct-07	27221e-17071
Vanadium (V)	NA	EPA 6020m	45.16	µg/dry g	0.025	0.05	09-Oct-07	10-Oct-07	27221e-17071
Zinc (Zn)	NA	EPA 6020m	110.8	µg/dry g	0.025	0.05	09-Oct-07	10-Oct-07	27221e-17071

MDL= Method Detection Limit (CFR 40 Part 136); RL= Reporting Limit; J= Estimated Value below the RL and above the MDL; ND= Not Detected; NA= Not Applicable; MI = Matrix Interference

California ELAP Certificate # 2261
57311 R1

CRG Marine Laboratories, Inc.

2020 Del Amo Blvd., Suite 200, Torrance, CA 90501-1206 (310) 533-5190 FAX (310) 533-5003 crglabs@sbcglobal.net

Trace Metals

Client: *Weston Solutions*

CRG Project ID: *27221e*

CRG ID#: 57312	Sample: H-2	Location: BOTTOM	Date Sampled: 19-Sep-07 16:45
Replicate #: R1	Description: LADPW MDR		Date Received: 20-Sep-07
DILUTION FACTOR: 1	Matrix: Sediment		

CONSTITUENT	FRACTION	METHOD	RESULT	UNITS	MDL	RL	DATE PROCESSED	DATE ANALYZED	BATCH ID
Aluminum (Al)	NA	EPA 6020m	10570	µg/dry g	1	5	09-Oct-07	10-Oct-07	27221e-17071
Antimony (Sb)	NA	EPA 6020m	0.25	µg/dry g	0.025	0.05	09-Oct-07	10-Oct-07	27221e-17071
Arsenic (As)	NA	EPA 6020m	6.33	µg/dry g	0.025	0.05	09-Oct-07	10-Oct-07	27221e-17071
Barium (Ba)	NA	EPA 6020m	115.8	µg/dry g	0.025	0.05	09-Oct-07	10-Oct-07	27221e-17071
Beryllium (Be)	NA	EPA 6020m	0.359	µg/dry g	0.025	0.05	09-Oct-07	10-Oct-07	27221e-17071
Cadmium (Cd)	NA	EPA 6020m	0.389	µg/dry g	0.025	0.05	09-Oct-07	10-Oct-07	27221e-17071
Chromium (Cr)	NA	EPA 6020m	26.65	µg/dry g	0.025	0.05	09-Oct-07	10-Oct-07	27221e-17071
Cobalt (Co)	NA	EPA 6020m	7.613	µg/dry g	0.025	0.05	09-Oct-07	10-Oct-07	27221e-17071
Copper (Cu)	NA	EPA 6020m	63.11	µg/dry g	0.025	0.05	09-Oct-07	10-Oct-07	27221e-17071
Iron (Fe)	NA	EPA 6020m	19850	µg/dry g	1	5	09-Oct-07	10-Oct-07	27221e-17071
Lead (Pb)	NA	EPA 6020m	41.51	µg/dry g	0.025	0.05	09-Oct-07	10-Oct-07	27221e-17071
Manganese (Mn)	NA	EPA 6020m	178.1	µg/dry g	0.025	0.05	09-Oct-07	10-Oct-07	27221e-17071
Molybdenum (Mo)	NA	EPA 6020m	1.88	µg/dry g	0.025	0.05	09-Oct-07	10-Oct-07	27221e-17071
Nickel (Ni)	NA	EPA 6020m	19.98	µg/dry g	0.025	0.05	09-Oct-07	10-Oct-07	27221e-17071
Selenium (Se)	NA	EPA 6020m	0.696	µg/dry g	0.025	0.05	09-Oct-07	10-Oct-07	27221e-17071
Silver (Ag)	NA	EPA 6020m	0.431	µg/dry g	0.025	0.05	09-Oct-07	10-Oct-07	27221e-17071
Strontium (Sr)	NA	EPA 6020m	101	µg/dry g	0.025	0.05	09-Oct-07	10-Oct-07	27221e-17071
Thallium (Tl)	NA	EPA 6020m	0.217	µg/dry g	0.025	0.05	09-Oct-07	10-Oct-07	27221e-17071
Tin (Sn)	NA	EPA 6020m	1.653	µg/dry g	0.025	0.05	09-Oct-07	10-Oct-07	27221e-17071
Titanium (Ti)	NA	EPA 6020m	723	µg/dry g	0.025	0.05	09-Oct-07	10-Oct-07	27221e-17071
Vanadium (V)	NA	EPA 6020m	42.92	µg/dry g	0.025	0.05	09-Oct-07	10-Oct-07	27221e-17071
Zinc (Zn)	NA	EPA 6020m	93.55	µg/dry g	0.025	0.05	09-Oct-07	10-Oct-07	27221e-17071

MDL= Method Detection Limit (CFR 40 Part 136); RL= Reporting Limit; J= Estimated Value below the RL and above the MDL; ND= Not Detected; NA= Not Applicable; MI = Matrix Interference

California ELAP Certificate # 2261
57312 R1

CRG Marine Laboratories, Inc.

2020 Del Amo Blvd., Suite 200, Torrance, CA 90501-1206 (310) 533-5190 FAX (310) 533-5003 crglabs@sbcglobal.net

Trace Metals

Client: *Weston Solutions*

CRG Project ID: *27221e*

CRG ID#: 57313	Sample: B-2	TOP	Date Sampled: 19-Sep-07 15:30
Replicate #: R1	Description: LADPW MDR		Date Received: 20-Sep-07
DILUTION FACTOR: 1	Matrix: Sediment		

CONSTITUENT	FRACTION	METHOD	RESULT	UNITS	MDL	RL	DATE PROCESSED	DATE ANALYZED	BATCH ID
Aluminum (Al)	NA	EPA 6020m	10250	µg/dry g	1	5	09-Oct-07	10-Oct-07	27221e-17071
Antimony (Sb)	NA	EPA 6020m	0.18	µg/dry g	0.025	0.05	09-Oct-07	10-Oct-07	27221e-17071
Arsenic (As)	NA	EPA 6020m	6.334	µg/dry g	0.025	0.05	09-Oct-07	10-Oct-07	27221e-17071
Barium (Ba)	NA	EPA 6020m	83.95	µg/dry g	0.025	0.05	09-Oct-07	10-Oct-07	27221e-17071
Beryllium (Be)	NA	EPA 6020m	0.36	µg/dry g	0.025	0.05	09-Oct-07	10-Oct-07	27221e-17071
Cadmium (Cd)	NA	EPA 6020m	0.347	µg/dry g	0.025	0.05	09-Oct-07	10-Oct-07	27221e-17071
Chromium (Cr)	NA	EPA 6020m	23.85	µg/dry g	0.025	0.05	09-Oct-07	10-Oct-07	27221e-17071
Cobalt (Co)	NA	EPA 6020m	6.833	µg/dry g	0.025	0.05	09-Oct-07	10-Oct-07	27221e-17071
Copper (Cu)	NA	EPA 6020m	21.65	µg/dry g	0.025	0.05	09-Oct-07	10-Oct-07	27221e-17071
Iron (Fe)	NA	EPA 6020m	19940	µg/dry g	1	5	09-Oct-07	10-Oct-07	27221e-17071
Lead (Pb)	NA	EPA 6020m	9.279	µg/dry g	0.025	0.05	09-Oct-07	10-Oct-07	27221e-17071
Manganese (Mn)	NA	EPA 6020m	185.8	µg/dry g	0.025	0.05	09-Oct-07	10-Oct-07	27221e-17071
Molybdenum (Mo)	NA	EPA 6020m	3.655	µg/dry g	0.025	0.05	09-Oct-07	10-Oct-07	27221e-17071
Nickel (Ni)	NA	EPA 6020m	18.64	µg/dry g	0.025	0.05	09-Oct-07	10-Oct-07	27221e-17071
Selenium (Se)	NA	EPA 6020m	0.653	µg/dry g	0.025	0.05	09-Oct-07	10-Oct-07	27221e-17071
Silver (Ag)	NA	EPA 6020m	0.234	µg/dry g	0.025	0.05	09-Oct-07	10-Oct-07	27221e-17071
Strontium (Sr)	NA	EPA 6020m	161.1	µg/dry g	0.025	0.05	09-Oct-07	10-Oct-07	27221e-17071
Thallium (Tl)	NA	EPA 6020m	0.19	µg/dry g	0.025	0.05	09-Oct-07	10-Oct-07	27221e-17071
Tin (Sn)	NA	EPA 6020m	0.939	µg/dry g	0.025	0.05	09-Oct-07	10-Oct-07	27221e-17071
Titanium (Ti)	NA	EPA 6020m	540.2	µg/dry g	0.025	0.05	09-Oct-07	10-Oct-07	27221e-17071
Vanadium (V)	NA	EPA 6020m	37.62	µg/dry g	0.025	0.05	09-Oct-07	10-Oct-07	27221e-17071
Zinc (Zn)	NA	EPA 6020m	49.55	µg/dry g	0.025	0.05	09-Oct-07	10-Oct-07	27221e-17071

MDL= Method Detection Limit (CFR 40 Part 136); RL= Reporting Limit; J= Estimated Value below the RL and above the MDL; ND= Not Detected; NA= Not Applicable; MI = Matrix Interference

California ELAP Certificate # 2261
57313 R1

CRG Marine Laboratories, Inc.

2020 Del Amo Blvd., Suite 200, Torrance, CA 90501-1206 (310) 533-5190 FAX (310) 533-5003 crglabs@sbcglobal.net

Trace Metals

Client: *Weston Solutions*

CRG Project ID: *27221e*

CRG ID#: 57314	Sample: B-2	Location: BOTTOM	Date Sampled: 19-Sep-07 15:30
Replicate #: R1	Description: LADPW MDR		Date Received: 20-Sep-07
DILUTION FACTOR: 1	Matrix: Sediment		

CONSTITUENT	FRACTION	METHOD	RESULT	UNITS	MDL	RL	DATE PROCESSED	DATE ANALYZED	BATCH ID
Aluminum (Al)	NA	EPA 6020m	10280	µg/dry g	1	5	09-Oct-07	10-Oct-07	27221e-17071
Antimony (Sb)	NA	EPA 6020m	0.304	µg/dry g	0.025	0.05	09-Oct-07	10-Oct-07	27221e-17071
Arsenic (As)	NA	EPA 6020m	6.542	µg/dry g	0.025	0.05	09-Oct-07	10-Oct-07	27221e-17071
Barium (Ba)	NA	EPA 6020m	92.34	µg/dry g	0.025	0.05	09-Oct-07	10-Oct-07	27221e-17071
Beryllium (Be)	NA	EPA 6020m	0.371	µg/dry g	0.025	0.05	09-Oct-07	10-Oct-07	27221e-17071
Cadmium (Cd)	NA	EPA 6020m	0.412	µg/dry g	0.025	0.05	09-Oct-07	10-Oct-07	27221e-17071
Chromium (Cr)	NA	EPA 6020m	25.01	µg/dry g	0.025	0.05	09-Oct-07	10-Oct-07	27221e-17071
Cobalt (Co)	NA	EPA 6020m	6.986	µg/dry g	0.025	0.05	09-Oct-07	10-Oct-07	27221e-17071
Copper (Cu)	NA	EPA 6020m	21.89	µg/dry g	0.025	0.05	09-Oct-07	10-Oct-07	27221e-17071
Iron (Fe)	NA	EPA 6020m	20140	µg/dry g	1	5	09-Oct-07	10-Oct-07	27221e-17071
Lead (Pb)	NA	EPA 6020m	11.42	µg/dry g	0.025	0.05	09-Oct-07	10-Oct-07	27221e-17071
Manganese (Mn)	NA	EPA 6020m	185.5	µg/dry g	0.025	0.05	09-Oct-07	10-Oct-07	27221e-17071
Molybdenum (Mo)	NA	EPA 6020m	3.337	µg/dry g	0.025	0.05	09-Oct-07	10-Oct-07	27221e-17071
Nickel (Ni)	NA	EPA 6020m	19.05	µg/dry g	0.025	0.05	09-Oct-07	10-Oct-07	27221e-17071
Selenium (Se)	NA	EPA 6020m	0.621	µg/dry g	0.025	0.05	09-Oct-07	10-Oct-07	27221e-17071
Silver (Ag)	NA	EPA 6020m	0.48	µg/dry g	0.025	0.05	09-Oct-07	10-Oct-07	27221e-17071
Strontium (Sr)	NA	EPA 6020m	173.8	µg/dry g	0.025	0.05	09-Oct-07	10-Oct-07	27221e-17071
Thallium (Tl)	NA	EPA 6020m	0.208	µg/dry g	0.025	0.05	09-Oct-07	10-Oct-07	27221e-17071
Tin (Sn)	NA	EPA 6020m	1.125	µg/dry g	0.025	0.05	09-Oct-07	10-Oct-07	27221e-17071
Titanium (Ti)	NA	EPA 6020m	570.5	µg/dry g	0.025	0.05	09-Oct-07	10-Oct-07	27221e-17071
Vanadium (V)	NA	EPA 6020m	35.64	µg/dry g	0.025	0.05	09-Oct-07	10-Oct-07	27221e-17071
Zinc (Zn)	NA	EPA 6020m	55.37	µg/dry g	0.025	0.05	09-Oct-07	10-Oct-07	27221e-17071

MDL= Method Detection Limit (CFR 40 Part 136); RL= Reporting Limit; J= Estimated Value below the RL and above the MDL; ND= Not Detected; NA= Not Applicable; MI = Matrix Interference

California ELAP Certificate # 2261
57314 R1

CRG Marine Laboratories, Inc.

2020 Del Amo Blvd., Suite 200, Torrance, CA 90501-1206 (310) 533-5190 FAX (310) 533-5003 crglabs@sbcglobal.net

Trace Metals

Client: *Weston Solutions*

CRG Project ID: *27221e*

CRG ID#: 57315

Sample: H-1 TOP

Date Sampled: 20-Sep-07 12:15

Replicate #: R1

Description: LADPW MDR

Date Received: 20-Sep-07

DILUTION FACTOR: 1

Matrix: Sediment

CONSTITUENT	FRACTION	METHOD	RESULT	UNITS	MDL	RL	DATE PROCESSED	DATE ANALYZED	BATCH ID
Aluminum (Al)	NA	EPA 6020m	14780	µg/dry g	1	5	09-Oct-07	10-Oct-07	27221e-17071
Antimony (Sb)	NA	EPA 6020m	0.222	µg/dry g	0.025	0.05	09-Oct-07	10-Oct-07	27221e-17071
Arsenic (As)	NA	EPA 6020m	7.238	µg/dry g	0.025	0.05	09-Oct-07	10-Oct-07	27221e-17071
Barium (Ba)	NA	EPA 6020m	111.7	µg/dry g	0.025	0.05	09-Oct-07	10-Oct-07	27221e-17071
Beryllium (Be)	NA	EPA 6020m	0.506	µg/dry g	0.025	0.05	09-Oct-07	10-Oct-07	27221e-17071
Cadmium (Cd)	NA	EPA 6020m	0.267	µg/dry g	0.025	0.05	09-Oct-07	10-Oct-07	27221e-17071
Chromium (Cr)	NA	EPA 6020m	44.34	µg/dry g	0.025	0.05	09-Oct-07	10-Oct-07	27221e-17071
Cobalt (Co)	NA	EPA 6020m	9.215	µg/dry g	0.025	0.05	09-Oct-07	10-Oct-07	27221e-17071
Copper (Cu)	NA	EPA 6020m	170	µg/dry g	0.025	0.05	09-Oct-07	10-Oct-07	27221e-17071
Iron (Fe)	NA	EPA 6020m	27630	µg/dry g	1	5	09-Oct-07	10-Oct-07	27221e-17071
Lead (Pb)	NA	EPA 6020m	77.41	µg/dry g	0.025	0.05	09-Oct-07	10-Oct-07	27221e-17071
Manganese (Mn)	NA	EPA 6020m	202	µg/dry g	0.025	0.05	09-Oct-07	10-Oct-07	27221e-17071
Molybdenum (Mo)	NA	EPA 6020m	1	µg/dry g	0.025	0.05	09-Oct-07	10-Oct-07	27221e-17071
Nickel (Ni)	NA	EPA 6020m	24.6	µg/dry g	0.025	0.05	09-Oct-07	10-Oct-07	27221e-17071
Selenium (Se)	NA	EPA 6020m	0.548	µg/dry g	0.025	0.05	09-Oct-07	10-Oct-07	27221e-17071
Silver (Ag)	NA	EPA 6020m	1.456	µg/dry g	0.025	0.05	09-Oct-07	10-Oct-07	27221e-17071
Strontium (Sr)	NA	EPA 6020m	54.74	µg/dry g	0.025	0.05	09-Oct-07	10-Oct-07	27221e-17071
Thallium (Tl)	NA	EPA 6020m	0.264	µg/dry g	0.025	0.05	09-Oct-07	10-Oct-07	27221e-17071
Tin (Sn)	NA	EPA 6020m	3.237	µg/dry g	0.025	0.05	09-Oct-07	10-Oct-07	27221e-17071
Titanium (Ti)	NA	EPA 6020m	885.8	µg/dry g	0.025	0.05	09-Oct-07	10-Oct-07	27221e-17071
Vanadium (V)	NA	EPA 6020m	57.07	µg/dry g	0.025	0.05	09-Oct-07	10-Oct-07	27221e-17071
Zinc (Zn)	NA	EPA 6020m	206.1	µg/dry g	0.025	0.05	09-Oct-07	10-Oct-07	27221e-17071

MDL= Method Detection Limit (CFR 40 Part 136); RL= Reporting Limit; J= Estimated Value below the RL and above the MDL; ND= Not Detected; NA= Not Applicable; MI = Matrix Interference

California ELAP Certificate # 2261
57315 R1

CRG Marine Laboratories, Inc.

2020 Del Amo Blvd., Suite 200, Torrance, CA 90501-1206 (310) 533-5190 FAX (310) 533-5003 crglabs@sbcglobal.net

Trace Metals

Client: *Weston Solutions*

CRG Project ID: *27221e*

CRG ID#: 57316	Sample: H-1	BOTTOM	Date Sampled: 20-Sep-07 12:15
Replicate #: R1	Description: LADPW MDR		Date Received: 20-Sep-07
DILUTION FACTOR: 1	Matrix: Sediment		

CONSTITUENT	FRACTION	METHOD	RESULT	UNITS	MDL	RL	DATE PROCESSED	DATE ANALYZED	BATCH ID
Aluminum (Al)	NA	EPA 6020m	12780	µg/dry g	1	5	09-Oct-07	10-Oct-07	27221e-17071
Antimony (Sb)	NA	EPA 6020m	0.283	µg/dry g	0.025	0.05	09-Oct-07	10-Oct-07	27221e-17071
Arsenic (As)	NA	EPA 6020m	7.404	µg/dry g	0.025	0.05	09-Oct-07	10-Oct-07	27221e-17071
Barium (Ba)	NA	EPA 6020m	111.7	µg/dry g	0.025	0.05	09-Oct-07	10-Oct-07	27221e-17071
Beryllium (Be)	NA	EPA 6020m	0.489	µg/dry g	0.025	0.05	09-Oct-07	10-Oct-07	27221e-17071
Cadmium (Cd)	NA	EPA 6020m	0.288	µg/dry g	0.025	0.05	09-Oct-07	10-Oct-07	27221e-17071
Chromium (Cr)	NA	EPA 6020m	37.1	µg/dry g	0.025	0.05	09-Oct-07	10-Oct-07	27221e-17071
Cobalt (Co)	NA	EPA 6020m	9.117	µg/dry g	0.025	0.05	09-Oct-07	10-Oct-07	27221e-17071
Copper (Cu)	NA	EPA 6020m	148.6	µg/dry g	0.025	0.05	09-Oct-07	10-Oct-07	27221e-17071
Iron (Fe)	NA	EPA 6020m	25490	µg/dry g	1	5	09-Oct-07	10-Oct-07	27221e-17071
Lead (Pb)	NA	EPA 6020m	82.89	µg/dry g	0.025	0.05	09-Oct-07	10-Oct-07	27221e-17071
Manganese (Mn)	NA	EPA 6020m	196.5	µg/dry g	0.025	0.05	09-Oct-07	10-Oct-07	27221e-17071
Molybdenum (Mo)	NA	EPA 6020m	0.995	µg/dry g	0.025	0.05	09-Oct-07	10-Oct-07	27221e-17071
Nickel (Ni)	NA	EPA 6020m	23.72	µg/dry g	0.025	0.05	09-Oct-07	10-Oct-07	27221e-17071
Selenium (Se)	NA	EPA 6020m	0.55	µg/dry g	0.025	0.05	09-Oct-07	10-Oct-07	27221e-17071
Silver (Ag)	NA	EPA 6020m	1.539	µg/dry g	0.025	0.05	09-Oct-07	10-Oct-07	27221e-17071
Strontium (Sr)	NA	EPA 6020m	54.84	µg/dry g	0.025	0.05	09-Oct-07	10-Oct-07	27221e-17071
Thallium (Tl)	NA	EPA 6020m	0.273	µg/dry g	0.025	0.05	09-Oct-07	10-Oct-07	27221e-17071
Tin (Sn)	NA	EPA 6020m	3.156	µg/dry g	0.025	0.05	09-Oct-07	10-Oct-07	27221e-17071
Titanium (Ti)	NA	EPA 6020m	766.5	µg/dry g	0.025	0.05	09-Oct-07	10-Oct-07	27221e-17071
Vanadium (V)	NA	EPA 6020m	46.9	µg/dry g	0.025	0.05	09-Oct-07	10-Oct-07	27221e-17071
Zinc (Zn)	NA	EPA 6020m	185.8	µg/dry g	0.025	0.05	09-Oct-07	10-Oct-07	27221e-17071

MDL= Method Detection Limit (CFR 40 Part 136); RL= Reporting Limit; J= Estimated Value below the RL and above the MDL; ND= Not Detected; NA= Not Applicable; MI = Matrix Interference

California ELAP Certificate # 2261
57316 R1

CHLORINATED PESTICIDE RESULTS

CRG Marine Laboratories, Inc.

2020 Del Amo Blvd., Suite 200, Torrance, CA 90501-1206 (310) 533-5190 FAX (310) 533-5003 crglabs@sbcglobal.net

Chlorinated Pesticides

Client: *Weston Solutions*

CRG Project ID: *27221e*

CRG ID#: 57296	Sample: D-2	TOP	Date Sampled: 19-Sep-07 09:10
Replicate #: R1	Description: LADPW MDR		Date Received: 19-Sep-07
DILUTION FACTOR: 1	Matrix: Sediment		

CONSTITUENT	FRACTION	METHOD	RESULT	UNITS	MDL	RL	DATE PROCESSED	DATE ANALYZED	BATCH ID
(PCB030)	NA	EPA 8270Cm	69	% Recovery			04-Oct-07	20-Oct-07	27221e-31067
(PCB112)	NA	EPA 8270Cm	79	% Recovery			04-Oct-07	20-Oct-07	27221e-31067
(PCB198)	NA	EPA 8270Cm	89	% Recovery			04-Oct-07	20-Oct-07	27221e-31067
(TCMX)	NA	EPA 8270Cm	65	% Recovery			04-Oct-07	20-Oct-07	27221e-31067
2,4'-DDD	NA	EPA 8270Cm	ND	ng/dry g	1	5	04-Oct-07	20-Oct-07	27221e-31067
2,4'-DDE	NA	EPA 8270Cm	ND	ng/dry g	1	5	04-Oct-07	20-Oct-07	27221e-31067
2,4'-DDT	NA	EPA 8270Cm	ND	ng/dry g	1	5	04-Oct-07	20-Oct-07	27221e-31067
4,4'-DDD	NA	EPA 8270Cm	J 1.6	ng/dry g	1	5	04-Oct-07	20-Oct-07	27221e-31067
4,4'-DDE	NA	EPA 8270Cm	10.8	ng/dry g	1	5	04-Oct-07	20-Oct-07	27221e-31067
4,4'-DDT	NA	EPA 8270Cm	ND	ng/dry g	1	5	04-Oct-07	20-Oct-07	27221e-31067
Aldrin	NA	EPA 8270Cm	ND	ng/dry g	1	5	04-Oct-07	20-Oct-07	27221e-31067
BHC-alpha	NA	EPA 8270Cm	ND	ng/dry g	1	5	04-Oct-07	20-Oct-07	27221e-31067
BHC-beta	NA	EPA 8270Cm	ND	ng/dry g	1	5	04-Oct-07	20-Oct-07	27221e-31067
BHC-delta	NA	EPA 8270Cm	ND	ng/dry g	1	5	04-Oct-07	20-Oct-07	27221e-31067
BHC-gamma	NA	EPA 8270Cm	ND	ng/dry g	1	5	04-Oct-07	20-Oct-07	27221e-31067
Chlordane-alpha	NA	EPA 8270Cm	ND	ng/dry g	1	5	04-Oct-07	20-Oct-07	27221e-31067
Chlordane-gamma	NA	EPA 8270Cm	ND	ng/dry g	1	5	04-Oct-07	20-Oct-07	27221e-31067
cis-Nonachlor	NA	EPA 8270Cm	ND	ng/dry g	1	5	04-Oct-07	20-Oct-07	27221e-31067
DCPA (Dacthal)	NA	EPA 8270Cm	ND	ng/dry g	5	10	04-Oct-07	20-Oct-07	27221e-31067
Dicofol	NA	EPA 8270Cm	6.9	ng/dry g	1	5	04-Oct-07	20-Oct-07	27221e-31067
Dieldrin	NA	EPA 8270Cm	ND	ng/dry g	1	5	04-Oct-07	20-Oct-07	27221e-31067
Endosulfan Sulfate	NA	EPA 8270Cm	ND	ng/dry g	1	5	04-Oct-07	20-Oct-07	27221e-31067
Endosulfan-I	NA	EPA 8270Cm	5.2	ng/dry g	1	5	04-Oct-07	20-Oct-07	27221e-31067
Endosulfan-II	NA	EPA 8270Cm	ND	ng/dry g	1	5	04-Oct-07	20-Oct-07	27221e-31067
Endrin	NA	EPA 8270Cm	ND	ng/dry g	1	5	04-Oct-07	20-Oct-07	27221e-31067
Endrin Aldehyde	NA	EPA 8270Cm	ND	ng/dry g	1	5	04-Oct-07	20-Oct-07	27221e-31067

MDL= Method Detection Limit (CFR 40 Part 136); RL= Reporting Limit; J= Estimated Value below the RL and above the MDL; ND= Not Detected; NA= Not Applicable; MI = Matrix Interference

**California ELAP Certificate # 2261
57296 R1**

CRG Marine Laboratories, Inc.

2020 Del Amo Blvd., Suite 200, Torrance, CA 90501-1206 (310) 533-5190 FAX (310) 533-5003 crglabs@sbcglobal.net

Chlorinated Pesticides

Client: *Weston Solutions*

CRG Project ID: *27221e*

CRG ID#: 57296	Sample: D-2	TOP	Date Sampled: 19-Sep-07 09:10
Replicate #: R1	Description: LADPW MDR		Date Received: 19-Sep-07
DILUTION FACTOR: 1	Matrix: Sediment		

CONSTITUENT	FRACTION	METHOD	RESULT	UNITS	MDL	RL	DATE PROCESSED	DATE ANALYZED	BATCH ID
Endrin Ketone	NA	EPA 8270Cm	ND	ng/dry g	1	5	04-Oct-07	20-Oct-07	27221e-31067
Heptachlor	NA	EPA 8270Cm	ND	ng/dry g	1	5	04-Oct-07	20-Oct-07	27221e-31067
Heptachlor Epoxide	NA	EPA 8270Cm	ND	ng/dry g	1	5	04-Oct-07	20-Oct-07	27221e-31067
Methoxychlor	NA	EPA 8270Cm	ND	ng/dry g	1	5	04-Oct-07	20-Oct-07	27221e-31067
Mirex	NA	EPA 8270Cm	ND	ng/dry g	1	5	04-Oct-07	20-Oct-07	27221e-31067
Oxychlordane	NA	EPA 8270Cm	ND	ng/dry g	1	5	04-Oct-07	20-Oct-07	27221e-31067
Perthane	NA	EPA 8270Cm	ND	ng/dry g	5	10	04-Oct-07	20-Oct-07	27221e-31067
Total Chlordane	NA	EPA 8270Cm		ng/dry g			04-Oct-07	20-Oct-07	27221e-31067
Total Detectable DDTs	NA	EPA 8270Cm	12.4	ng/dry g			04-Oct-07	20-Oct-07	27221e-31067
Toxaphene	NA	EPA 8270Cm	ND	ng/dry g	10	50	04-Oct-07	20-Oct-07	27221e-31067
trans-Nonachlor	NA	EPA 8270Cm	ND	ng/dry g	1	5	04-Oct-07	20-Oct-07	27221e-31067

MDL= Method Detection Limit (CFR 40 Part 136); RL= Reporting Limit; J= Estimated Value below the RL and above the MDL; ND= Not Detected; NA= Not Applicable; MI = Matrix Interference

California ELAP Certificate # 2261
57296 R1

CRG Marine Laboratories, Inc.

2020 Del Amo Blvd., Suite 200, Torrance, CA 90501-1206 (310) 533-5190 FAX (310) 533-5003 crglabs@sbcglobal.net

Chlorinated Pesticides

Client: *Weston Solutions*

CRG Project ID: *27221e*

CRG ID#: 57297	Sample: C-1	TOP	Date Sampled: 19-Sep-07 11:20
Replicate #: R1	Description: LADPW MDR		Date Received: 19-Sep-07
DILUTION FACTOR: 1	Matrix: Sediment		

CONSTITUENT	FRACTION	METHOD	RESULT	UNITS	MDL	RL	DATE PROCESSED	DATE ANALYZED	BATCH ID
(PCB030)	NA	EPA 8270Cm	73	% Recovery			04-Oct-07	20-Oct-07	27221e-31067
(PCB112)	NA	EPA 8270Cm	77	% Recovery			04-Oct-07	20-Oct-07	27221e-31067
(PCB198)	NA	EPA 8270Cm	82	% Recovery			04-Oct-07	20-Oct-07	27221e-31067
(TCMX)	NA	EPA 8270Cm	73	% Recovery			04-Oct-07	20-Oct-07	27221e-31067
2,4'-DDD	NA	EPA 8270Cm	ND	ng/dry g	1	5	04-Oct-07	20-Oct-07	27221e-31067
2,4'-DDE	NA	EPA 8270Cm	ND	ng/dry g	1	5	04-Oct-07	20-Oct-07	27221e-31067
2,4'-DDT	NA	EPA 8270Cm	ND	ng/dry g	1	5	04-Oct-07	20-Oct-07	27221e-31067
4,4'-DDD	NA	EPA 8270Cm	J 1.8	ng/dry g	1	5	04-Oct-07	20-Oct-07	27221e-31067
4,4'-DDE	NA	EPA 8270Cm	16.2	ng/dry g	1	5	04-Oct-07	20-Oct-07	27221e-31067
4,4'-DDT	NA	EPA 8270Cm	ND	ng/dry g	1	5	04-Oct-07	20-Oct-07	27221e-31067
Aldrin	NA	EPA 8270Cm	ND	ng/dry g	1	5	04-Oct-07	20-Oct-07	27221e-31067
BHC-alpha	NA	EPA 8270Cm	ND	ng/dry g	1	5	04-Oct-07	20-Oct-07	27221e-31067
BHC-beta	NA	EPA 8270Cm	ND	ng/dry g	1	5	04-Oct-07	20-Oct-07	27221e-31067
BHC-delta	NA	EPA 8270Cm	ND	ng/dry g	1	5	04-Oct-07	20-Oct-07	27221e-31067
BHC-gamma	NA	EPA 8270Cm	ND	ng/dry g	1	5	04-Oct-07	20-Oct-07	27221e-31067
Chlordane-alpha	NA	EPA 8270Cm	ND	ng/dry g	1	5	04-Oct-07	20-Oct-07	27221e-31067
Chlordane-gamma	NA	EPA 8270Cm	J 1.3	ng/dry g	1	5	04-Oct-07	20-Oct-07	27221e-31067
cis-Nonachlor	NA	EPA 8270Cm	ND	ng/dry g	1	5	04-Oct-07	20-Oct-07	27221e-31067
DCPA (Dacthal)	NA	EPA 8270Cm	ND	ng/dry g	5	10	04-Oct-07	20-Oct-07	27221e-31067
Dicofol	NA	EPA 8270Cm	J 4.9	ng/dry g	1	5	04-Oct-07	20-Oct-07	27221e-31067
Dieldrin	NA	EPA 8270Cm	ND	ng/dry g	1	5	04-Oct-07	20-Oct-07	27221e-31067
Endosulfan Sulfate	NA	EPA 8270Cm	ND	ng/dry g	1	5	04-Oct-07	20-Oct-07	27221e-31067
Endosulfan-I	NA	EPA 8270Cm	J 4.5	ng/dry g	1	5	04-Oct-07	20-Oct-07	27221e-31067
Endosulfan-II	NA	EPA 8270Cm	ND	ng/dry g	1	5	04-Oct-07	20-Oct-07	27221e-31067
Endrin	NA	EPA 8270Cm	ND	ng/dry g	1	5	04-Oct-07	20-Oct-07	27221e-31067
Endrin Aldehyde	NA	EPA 8270Cm	ND	ng/dry g	1	5	04-Oct-07	20-Oct-07	27221e-31067

MDL= Method Detection Limit (CFR 40 Part 136); RL= Reporting Limit; J= Estimated Value below the RL and above the MDL; ND= Not Detected; NA= Not Applicable; MI = Matrix Interference

California ELAP Certificate # 2261
57297 R1

CRG Marine Laboratories, Inc.

2020 Del Amo Blvd., Suite 200, Torrance, CA 90501-1206 (310) 533-5190 FAX (310) 533-5003 crglabs@sbcglobal.net

Chlorinated Pesticides

Client: *Weston Solutions*

CRG Project ID: *27221e*

CRG ID#: 57297	Sample: C-1	TOP	Date Sampled: 19-Sep-07 11:20
Replicate #: R1	Description: LADPW MDR		Date Received: 19-Sep-07
DILUTION FACTOR: 1	Matrix: Sediment		

CONSTITUENT	FRACTION	METHOD	RESULT	UNITS	MDL	RL	DATE PROCESSED	DATE ANALYZED	BATCH ID
Endrin Ketone	NA	EPA 8270Cm	ND	ng/dry g	1	5	04-Oct-07	20-Oct-07	27221e-31067
Heptachlor	NA	EPA 8270Cm	ND	ng/dry g	1	5	04-Oct-07	20-Oct-07	27221e-31067
Heptachlor Epoxide	NA	EPA 8270Cm	ND	ng/dry g	1	5	04-Oct-07	20-Oct-07	27221e-31067
Methoxychlor	NA	EPA 8270Cm	ND	ng/dry g	1	5	04-Oct-07	20-Oct-07	27221e-31067
Mirex	NA	EPA 8270Cm	ND	ng/dry g	1	5	04-Oct-07	20-Oct-07	27221e-31067
Oxychlordane	NA	EPA 8270Cm	ND	ng/dry g	1	5	04-Oct-07	20-Oct-07	27221e-31067
Perthane	NA	EPA 8270Cm	ND	ng/dry g	5	10	04-Oct-07	20-Oct-07	27221e-31067
Total Chlordane	NA	EPA 8270Cm	1.3	ng/dry g			04-Oct-07	20-Oct-07	27221e-31067
Total Detectable DDTs	NA	EPA 8270Cm	18	ng/dry g			04-Oct-07	20-Oct-07	27221e-31067
Toxaphene	NA	EPA 8270Cm	ND	ng/dry g	10	50	04-Oct-07	20-Oct-07	27221e-31067
trans-Nonachlor	NA	EPA 8270Cm	ND	ng/dry g	1	5	04-Oct-07	20-Oct-07	27221e-31067

MDL= Method Detection Limit (CFR 40 Part 136); RL= Reporting Limit; J= Estimated Value below the RL and above the MDL; ND= Not Detected; NA= Not Applicable; MI = Matrix Interference

California ELAP Certificate # 2261
57297 R1

CRG Marine Laboratories, Inc.

2020 Del Amo Blvd., Suite 200, Torrance, CA 90501-1206 (310) 533-5190 FAX (310) 533-5003 crglabs@sbcglobal.net

Chlorinated Pesticides

Client: *Weston Solutions*

CRG Project ID: *27221e*

CRG ID#: 57298	Sample: C-1	BOTTOM	Date Sampled: 19-Sep-07 11:20
Replicate #: R1	Description: LADPW MDR		Date Received: 19-Sep-07
DILUTION FACTOR: 1	Matrix: Sediment		

CONSTITUENT	FRACTION	METHOD	RESULT	UNITS	MDL	RL	DATE PROCESSED	DATE ANALYZED	BATCH ID
(PCB030)	NA	EPA 8270Cm	73	% Recovery			04-Oct-07	20-Oct-07	27221e-31067
(PCB112)	NA	EPA 8270Cm	83	% Recovery			04-Oct-07	20-Oct-07	27221e-31067
(PCB198)	NA	EPA 8270Cm	88	% Recovery			04-Oct-07	20-Oct-07	27221e-31067
(TCMX)	NA	EPA 8270Cm	73	% Recovery			04-Oct-07	20-Oct-07	27221e-31067
2,4'-DDD	NA	EPA 8270Cm	ND	ng/dry g	1	5	04-Oct-07	20-Oct-07	27221e-31067
2,4'-DDE	NA	EPA 8270Cm	J 1.5	ng/dry g	1	5	04-Oct-07	20-Oct-07	27221e-31067
2,4'-DDT	NA	EPA 8270Cm	ND	ng/dry g	1	5	04-Oct-07	20-Oct-07	27221e-31067
4,4'-DDD	NA	EPA 8270Cm	J 1.3	ng/dry g	1	5	04-Oct-07	20-Oct-07	27221e-31067
4,4'-DDE	NA	EPA 8270Cm	13.2	ng/dry g	1	5	04-Oct-07	20-Oct-07	27221e-31067
4,4'-DDT	NA	EPA 8270Cm	ND	ng/dry g	1	5	04-Oct-07	20-Oct-07	27221e-31067
Aldrin	NA	EPA 8270Cm	ND	ng/dry g	1	5	04-Oct-07	20-Oct-07	27221e-31067
BHC-alpha	NA	EPA 8270Cm	ND	ng/dry g	1	5	04-Oct-07	20-Oct-07	27221e-31067
BHC-beta	NA	EPA 8270Cm	ND	ng/dry g	1	5	04-Oct-07	20-Oct-07	27221e-31067
BHC-delta	NA	EPA 8270Cm	ND	ng/dry g	1	5	04-Oct-07	20-Oct-07	27221e-31067
BHC-gamma	NA	EPA 8270Cm	ND	ng/dry g	1	5	04-Oct-07	20-Oct-07	27221e-31067
Chlordane-alpha	NA	EPA 8270Cm	ND	ng/dry g	1	5	04-Oct-07	20-Oct-07	27221e-31067
Chlordane-gamma	NA	EPA 8270Cm	J 1	ng/dry g	1	5	04-Oct-07	20-Oct-07	27221e-31067
cis-Nonachlor	NA	EPA 8270Cm	J 1	ng/dry g	1	5	04-Oct-07	20-Oct-07	27221e-31067
DCPA (Dacthal)	NA	EPA 8270Cm	ND	ng/dry g	5	10	04-Oct-07	20-Oct-07	27221e-31067
Dicofol	NA	EPA 8270Cm	J 4.6	ng/dry g	1	5	04-Oct-07	20-Oct-07	27221e-31067
Dieldrin	NA	EPA 8270Cm	ND	ng/dry g	1	5	04-Oct-07	20-Oct-07	27221e-31067
Endosulfan Sulfate	NA	EPA 8270Cm	ND	ng/dry g	1	5	04-Oct-07	20-Oct-07	27221e-31067
Endosulfan-I	NA	EPA 8270Cm	ND	ng/dry g	1	5	04-Oct-07	20-Oct-07	27221e-31067
Endosulfan-II	NA	EPA 8270Cm	ND	ng/dry g	1	5	04-Oct-07	20-Oct-07	27221e-31067
Endrin	NA	EPA 8270Cm	ND	ng/dry g	1	5	04-Oct-07	20-Oct-07	27221e-31067
Endrin Aldehyde	NA	EPA 8270Cm	ND	ng/dry g	1	5	04-Oct-07	20-Oct-07	27221e-31067

MDL= Method Detection Limit (CFR 40 Part 136); RL= Reporting Limit; J= Estimated Value below the RL and above the MDL; ND= Not Detected; NA= Not Applicable; MI = Matrix Interference

California ELAP Certificate # 2261
57298 R1

CRG Marine Laboratories, Inc.

2020 Del Amo Blvd., Suite 200, Torrance, CA 90501-1206 (310) 533-5190 FAX (310) 533-5003 crglabs@sbcglobal.net

Chlorinated Pesticides

Client: *Weston Solutions*

CRG Project ID: *27221e*

CRG ID#: 57298

Sample: C-1 BOTTOM

Date Sampled: 19-Sep-07 11:20

Replicate #: R1

Description: LADPW MDR

Date Received: 19-Sep-07

DILUTION FACTOR: 1

Matrix: Sediment

CONSTITUENT	FRACTION	METHOD	RESULT	UNITS	MDL	RL	DATE PROCESSED	DATE ANALYZED	BATCH ID
Endrin Ketone	NA	EPA 8270Cm	ND	ng/dry g	1	5	04-Oct-07	20-Oct-07	27221e-31067
Heptachlor	NA	EPA 8270Cm	ND	ng/dry g	1	5	04-Oct-07	20-Oct-07	27221e-31067
Heptachlor Epoxide	NA	EPA 8270Cm	ND	ng/dry g	1	5	04-Oct-07	20-Oct-07	27221e-31067
Methoxychlor	NA	EPA 8270Cm	ND	ng/dry g	1	5	04-Oct-07	20-Oct-07	27221e-31067
Mirex	NA	EPA 8270Cm	ND	ng/dry g	1	5	04-Oct-07	20-Oct-07	27221e-31067
Oxychlorane	NA	EPA 8270Cm	ND	ng/dry g	1	5	04-Oct-07	20-Oct-07	27221e-31067
Perthane	NA	EPA 8270Cm	ND	ng/dry g	5	10	04-Oct-07	20-Oct-07	27221e-31067
Total Chlordane	NA	EPA 8270Cm	2	ng/dry g			04-Oct-07	20-Oct-07	27221e-31067
Total Detectable DDTs	NA	EPA 8270Cm	16	ng/dry g			04-Oct-07	20-Oct-07	27221e-31067
Toxaphene	NA	EPA 8270Cm	ND	ng/dry g	10	50	04-Oct-07	20-Oct-07	27221e-31067
trans-Nonachlor	NA	EPA 8270Cm	ND	ng/dry g	1	5	04-Oct-07	20-Oct-07	27221e-31067

MDL= Method Detection Limit (CFR 40 Part 136); RL= Reporting Limit; J= Estimated Value below the RL and above the MDL; ND= Not Detected; NA= Not Applicable; MI = Matrix Interference

California ELAP Certificate # 2261
57298 R1

CRG Marine Laboratories, Inc.

2020 Del Amo Blvd., Suite 200, Torrance, CA 90501-1206 (310) 533-5190 FAX (310) 533-5003 crglabs@sbcglobal.net

Chlorinated Pesticides

Client: *Weston Solutions*

CRG Project ID: *27221e*

CRG ID#: 57299	Sample: E-2	TOP	Date Sampled: 18-Sep-07 14:45
Replicate #: R1	Description: LADPW MDR		Date Received: 19-Sep-07
DILUTION FACTOR: 1	Matrix: Sediment		

CONSTITUENT	FRACTION	METHOD	RESULT	UNITS	MDL	RL	DATE PROCESSED	DATE ANALYZED	BATCH ID
(PCB030)	NA	EPA 8270Cm	75	% Recovery			04-Oct-07	20-Oct-07	27221e-31067
(PCB112)	NA	EPA 8270Cm	82	% Recovery			04-Oct-07	20-Oct-07	27221e-31067
(PCB198)	NA	EPA 8270Cm	87	% Recovery			04-Oct-07	20-Oct-07	27221e-31067
(TCMX)	NA	EPA 8270Cm	74	% Recovery			04-Oct-07	20-Oct-07	27221e-31067
2,4'-DDD	NA	EPA 8270Cm	J 4.2	ng/dry g	1	5	04-Oct-07	20-Oct-07	27221e-31067
2,4'-DDE	NA	EPA 8270Cm	J 4.2	ng/dry g	1	5	04-Oct-07	20-Oct-07	27221e-31067
2,4'-DDT	NA	EPA 8270Cm	ND	ng/dry g	1	5	04-Oct-07	20-Oct-07	27221e-31067
4,4'-DDD	NA	EPA 8270Cm	20.2	ng/dry g	1	5	04-Oct-07	20-Oct-07	27221e-31067
4,4'-DDE	NA	EPA 8270Cm	64.6	ng/dry g	1	5	04-Oct-07	20-Oct-07	27221e-31067
4,4'-DDT	NA	EPA 8270Cm	ND	ng/dry g	1	5	04-Oct-07	20-Oct-07	27221e-31067
Aldrin	NA	EPA 8270Cm	ND	ng/dry g	1	5	04-Oct-07	20-Oct-07	27221e-31067
BHC-alpha	NA	EPA 8270Cm	ND	ng/dry g	1	5	04-Oct-07	20-Oct-07	27221e-31067
BHC-beta	NA	EPA 8270Cm	ND	ng/dry g	1	5	04-Oct-07	20-Oct-07	27221e-31067
BHC-delta	NA	EPA 8270Cm	ND	ng/dry g	1	5	04-Oct-07	20-Oct-07	27221e-31067
BHC-gamma	NA	EPA 8270Cm	ND	ng/dry g	1	5	04-Oct-07	20-Oct-07	27221e-31067
Chlordane-alpha	NA	EPA 8270Cm	ND	ng/dry g	1	5	04-Oct-07	20-Oct-07	27221e-31067
Chlordane-gamma	NA	EPA 8270Cm	ND	ng/dry g	1	5	04-Oct-07	20-Oct-07	27221e-31067
cis-Nonachlor	NA	EPA 8270Cm	ND	ng/dry g	1	5	04-Oct-07	20-Oct-07	27221e-31067
DCPA (Dacthal)	NA	EPA 8270Cm	ND	ng/dry g	5	10	04-Oct-07	20-Oct-07	27221e-31067
Dicofol	NA	EPA 8270Cm	37.3	ng/dry g	1	5	04-Oct-07	20-Oct-07	27221e-31067
Dieldrin	NA	EPA 8270Cm	ND	ng/dry g	1	5	04-Oct-07	20-Oct-07	27221e-31067
Endosulfan Sulfate	NA	EPA 8270Cm	ND	ng/dry g	1	5	04-Oct-07	20-Oct-07	27221e-31067
Endosulfan-I	NA	EPA 8270Cm	ND	ng/dry g	1	5	04-Oct-07	20-Oct-07	27221e-31067
Endosulfan-II	NA	EPA 8270Cm	ND	ng/dry g	1	5	04-Oct-07	20-Oct-07	27221e-31067
Endrin	NA	EPA 8270Cm	ND	ng/dry g	1	5	04-Oct-07	20-Oct-07	27221e-31067
Endrin Aldehyde	NA	EPA 8270Cm	ND	ng/dry g	1	5	04-Oct-07	20-Oct-07	27221e-31067

MDL= Method Detection Limit (CFR 40 Part 136); RL= Reporting Limit; J= Estimated Value below the RL and above the MDL; ND= Not Detected; NA= Not Applicable; MI = Matrix Interference

California ELAP Certificate # 2261
57299 R1

CRG Marine Laboratories, Inc.

2020 Del Amo Blvd., Suite 200, Torrance, CA 90501-1206 (310) 533-5190 FAX (310) 533-5003 crglabs@sbcglobal.net

Chlorinated Pesticides

Client: *Weston Solutions*

CRG Project ID: *27221e*

CRG ID#: 57299

Sample: E-2 TOP

Date Sampled: 18-Sep-07 14:45

Replicate #: R1

Description: LADPW MDR

Date Received: 19-Sep-07

DILUTION FACTOR: 1

Matrix: Sediment

CONSTITUENT	FRACTION	METHOD	RESULT	UNITS	MDL	RL	DATE PROCESSED	DATE ANALYZED	BATCH ID
Endrin Ketone	NA	EPA 8270Cm	ND	ng/dry g	1	5	04-Oct-07	20-Oct-07	27221e-31067
Heptachlor	NA	EPA 8270Cm	ND	ng/dry g	1	5	04-Oct-07	20-Oct-07	27221e-31067
Heptachlor Epoxide	NA	EPA 8270Cm	ND	ng/dry g	1	5	04-Oct-07	20-Oct-07	27221e-31067
Methoxychlor	NA	EPA 8270Cm	ND	ng/dry g	1	5	04-Oct-07	20-Oct-07	27221e-31067
Mirex	NA	EPA 8270Cm	ND	ng/dry g	1	5	04-Oct-07	20-Oct-07	27221e-31067
Oxychlordane	NA	EPA 8270Cm	ND	ng/dry g	1	5	04-Oct-07	20-Oct-07	27221e-31067
Perthane	NA	EPA 8270Cm	ND	ng/dry g	5	10	04-Oct-07	20-Oct-07	27221e-31067
Total Chlordane	NA	EPA 8270Cm		ng/dry g			04-Oct-07	20-Oct-07	27221e-31067
Total Detectable DDTs	NA	EPA 8270Cm	93.2	ng/dry g			04-Oct-07	20-Oct-07	27221e-31067
Toxaphene	NA	EPA 8270Cm	ND	ng/dry g	10	50	04-Oct-07	20-Oct-07	27221e-31067
trans-Nonachlor	NA	EPA 8270Cm	ND	ng/dry g	1	5	04-Oct-07	20-Oct-07	27221e-31067

MDL= Method Detection Limit (CFR 40 Part 136); RL= Reporting Limit; J= Estimated Value below the RL and above the MDL; ND= Not Detected; NA= Not Applicable; MI = Matrix Interference

California ELAP Certificate # 2261

57299 R1

CRG Marine Laboratories, Inc.

2020 Del Amo Blvd., Suite 200, Torrance, CA 90501-1206 (310) 533-5190 FAX (310) 533-5003 crglabs@sbcglobal.net

Chlorinated Pesticides

Client: *Weston Solutions*

CRG Project ID: *27221e*

CRG ID#: 57300	Sample: B-1	TOP	Date Sampled: 19-Sep-07 14:15
Replicate #: R1	Description: LADPW MDR		Date Received: 19-Sep-07
DILUTION FACTOR: 1	Matrix: Sediment		

CONSTITUENT	FRACTION	METHOD	RESULT	UNITS	MDL	RL	DATE PROCESSED	DATE ANALYZED	BATCH ID
(PCB030)	NA	EPA 8270Cm	65	% Recovery			04-Oct-07	20-Oct-07	27221e-31067
(PCB112)	NA	EPA 8270Cm	75	% Recovery			04-Oct-07	20-Oct-07	27221e-31067
(PCB198)	NA	EPA 8270Cm	85	% Recovery			04-Oct-07	20-Oct-07	27221e-31067
(TCMX)	NA	EPA 8270Cm	63	% Recovery			04-Oct-07	20-Oct-07	27221e-31067
2,4'-DDD	NA	EPA 8270Cm	ND	ng/dry g	1	5	04-Oct-07	20-Oct-07	27221e-31067
2,4'-DDE	NA	EPA 8270Cm	J 2.7	ng/dry g	1	5	04-Oct-07	20-Oct-07	27221e-31067
2,4'-DDT	NA	EPA 8270Cm	ND	ng/dry g	1	5	04-Oct-07	20-Oct-07	27221e-31067
4,4'-DDD	NA	EPA 8270Cm	J 4.6	ng/dry g	1	5	04-Oct-07	20-Oct-07	27221e-31067
4,4'-DDE	NA	EPA 8270Cm	30.8	ng/dry g	1	5	04-Oct-07	20-Oct-07	27221e-31067
4,4'-DDT	NA	EPA 8270Cm	ND	ng/dry g	1	5	04-Oct-07	20-Oct-07	27221e-31067
Aldrin	NA	EPA 8270Cm	ND	ng/dry g	1	5	04-Oct-07	20-Oct-07	27221e-31067
BHC-alpha	NA	EPA 8270Cm	ND	ng/dry g	1	5	04-Oct-07	20-Oct-07	27221e-31067
BHC-beta	NA	EPA 8270Cm	ND	ng/dry g	1	5	04-Oct-07	20-Oct-07	27221e-31067
BHC-delta	NA	EPA 8270Cm	ND	ng/dry g	1	5	04-Oct-07	20-Oct-07	27221e-31067
BHC-gamma	NA	EPA 8270Cm	ND	ng/dry g	1	5	04-Oct-07	20-Oct-07	27221e-31067
Chlordane-alpha	NA	EPA 8270Cm	J 2.9	ng/dry g	1	5	04-Oct-07	20-Oct-07	27221e-31067
Chlordane-gamma	NA	EPA 8270Cm	J 3.8	ng/dry g	1	5	04-Oct-07	20-Oct-07	27221e-31067
cis-Nonachlor	NA	EPA 8270Cm	J 3	ng/dry g	1	5	04-Oct-07	20-Oct-07	27221e-31067
DCPA (Dacthal)	NA	EPA 8270Cm	ND	ng/dry g	5	10	04-Oct-07	20-Oct-07	27221e-31067
Dicofol	NA	EPA 8270Cm	8	ng/dry g	1	5	04-Oct-07	20-Oct-07	27221e-31067
Dieldrin	NA	EPA 8270Cm	ND	ng/dry g	1	5	04-Oct-07	20-Oct-07	27221e-31067
Endosulfan Sulfate	NA	EPA 8270Cm	ND	ng/dry g	1	5	04-Oct-07	20-Oct-07	27221e-31067
Endosulfan-I	NA	EPA 8270Cm	ND	ng/dry g	1	5	04-Oct-07	20-Oct-07	27221e-31067
Endosulfan-II	NA	EPA 8270Cm	ND	ng/dry g	1	5	04-Oct-07	20-Oct-07	27221e-31067
Endrin	NA	EPA 8270Cm	ND	ng/dry g	1	5	04-Oct-07	20-Oct-07	27221e-31067
Endrin Aldehyde	NA	EPA 8270Cm	ND	ng/dry g	1	5	04-Oct-07	20-Oct-07	27221e-31067

MDL= Method Detection Limit (CFR 40 Part 136); RL= Reporting Limit; J= Estimated Value below the RL and above the MDL; ND= Not Detected; NA= Not Applicable; MI = Matrix Interference

California ELAP Certificate # 2261
57300 R1

CRG Marine Laboratories, Inc.

2020 Del Amo Blvd., Suite 200, Torrance, CA 90501-1206 (310) 533-5190 FAX (310) 533-5003 crglabs@sbcglobal.net

Chlorinated Pesticides

Client: *Weston Solutions*

CRG Project ID: *27221e*

CRG ID#: 57300

Sample: B-1

TOP

Date Sampled: 19-Sep-07 14:15

Replicate #: R1

Description: LADPW MDR

Date Received: 19-Sep-07

DILUTION FACTOR: 1

Matrix: Sediment

CONSTITUENT	FRACTION	METHOD	RESULT	UNITS	MDL	RL	DATE PROCESSED	DATE ANALYZED	BATCH ID
Endrin Ketone	NA	EPA 8270Cm	ND	ng/dry g	1	5	04-Oct-07	20-Oct-07	27221e-31067
Heptachlor	NA	EPA 8270Cm	ND	ng/dry g	1	5	04-Oct-07	20-Oct-07	27221e-31067
Heptachlor Epoxide	NA	EPA 8270Cm	ND	ng/dry g	1	5	04-Oct-07	20-Oct-07	27221e-31067
Methoxychlor	NA	EPA 8270Cm	ND	ng/dry g	1	5	04-Oct-07	20-Oct-07	27221e-31067
Mirex	NA	EPA 8270Cm	ND	ng/dry g	1	5	04-Oct-07	20-Oct-07	27221e-31067
Oxychlordane	NA	EPA 8270Cm	ND	ng/dry g	1	5	04-Oct-07	20-Oct-07	27221e-31067
Perthane	NA	EPA 8270Cm	ND	ng/dry g	5	10	04-Oct-07	20-Oct-07	27221e-31067
Total Chlordane	NA	EPA 8270Cm	12.1	ng/dry g			04-Oct-07	20-Oct-07	27221e-31067
Total Detectable DDTs	NA	EPA 8270Cm	38.1	ng/dry g			04-Oct-07	20-Oct-07	27221e-31067
Toxaphene	NA	EPA 8270Cm	ND	ng/dry g	10	50	04-Oct-07	20-Oct-07	27221e-31067
trans-Nonachlor	NA	EPA 8270Cm	J 2.4	ng/dry g	1	5	04-Oct-07	20-Oct-07	27221e-31067

MDL= Method Detection Limit (CFR 40 Part 136); RL= Reporting Limit; J= Estimated Value below the RL and above the MDL; ND= Not Detected; NA= Not Applicable; MI = Matrix Interference

California ELAP Certificate # 2261
57300 R1

CRG Marine Laboratories, Inc.

2020 Del Amo Blvd., Suite 200, Torrance, CA 90501-1206 (310) 533-5190 FAX (310) 533-5003 crglabs@sbcglobal.net

Chlorinated Pesticides

Client: *Weston Solutions*

CRG Project ID: *27221e*

CRG ID#: 57301	Sample: B-1	Location: BOTTOM	Date Sampled: 19-Sep-07 14:15
Replicate #: R1	Description: LADPW MDR		Date Received: 19-Sep-07
DILUTION FACTOR: 1	Matrix: Sediment		

CONSTITUENT	FRACTION	METHOD	RESULT	UNITS	MDL	RL	DATE PROCESSED	DATE ANALYZED	BATCH ID
(PCB030)	NA	EPA 8270Cm	64	% Recovery			04-Oct-07	20-Oct-07	27221e-31067
(PCB112)	NA	EPA 8270Cm	72	% Recovery			04-Oct-07	20-Oct-07	27221e-31067
(PCB198)	NA	EPA 8270Cm	80	% Recovery			04-Oct-07	20-Oct-07	27221e-31067
(TCMX)	NA	EPA 8270Cm	64	% Recovery			04-Oct-07	20-Oct-07	27221e-31067
2,4'-DDD	NA	EPA 8270Cm	J 1.7	ng/dry g	1	5	04-Oct-07	20-Oct-07	27221e-31067
2,4'-DDE	NA	EPA 8270Cm	J 3.5	ng/dry g	1	5	04-Oct-07	20-Oct-07	27221e-31067
2,4'-DDT	NA	EPA 8270Cm	ND	ng/dry g	1	5	04-Oct-07	20-Oct-07	27221e-31067
4,4'-DDD	NA	EPA 8270Cm	J 3.7	ng/dry g	1	5	04-Oct-07	20-Oct-07	27221e-31067
4,4'-DDE	NA	EPA 8270Cm	32.1	ng/dry g	1	5	04-Oct-07	20-Oct-07	27221e-31067
4,4'-DDT	NA	EPA 8270Cm	ND	ng/dry g	1	5	04-Oct-07	20-Oct-07	27221e-31067
Aldrin	NA	EPA 8270Cm	ND	ng/dry g	1	5	04-Oct-07	20-Oct-07	27221e-31067
BHC-alpha	NA	EPA 8270Cm	ND	ng/dry g	1	5	04-Oct-07	20-Oct-07	27221e-31067
BHC-beta	NA	EPA 8270Cm	ND	ng/dry g	1	5	04-Oct-07	20-Oct-07	27221e-31067
BHC-delta	NA	EPA 8270Cm	ND	ng/dry g	1	5	04-Oct-07	20-Oct-07	27221e-31067
BHC-gamma	NA	EPA 8270Cm	ND	ng/dry g	1	5	04-Oct-07	20-Oct-07	27221e-31067
Chlordane-alpha	NA	EPA 8270Cm	ND	ng/dry g	1	5	04-Oct-07	20-Oct-07	27221e-31067
Chlordane-gamma	NA	EPA 8270Cm	J 1.9	ng/dry g	1	5	04-Oct-07	20-Oct-07	27221e-31067
cis-Nonachlor	NA	EPA 8270Cm	J 1.9	ng/dry g	1	5	04-Oct-07	20-Oct-07	27221e-31067
DCPA (Dacthal)	NA	EPA 8270Cm	ND	ng/dry g	5	10	04-Oct-07	20-Oct-07	27221e-31067
Dicofol	NA	EPA 8270Cm	12.5	ng/dry g	1	5	04-Oct-07	20-Oct-07	27221e-31067
Dieldrin	NA	EPA 8270Cm	ND	ng/dry g	1	5	04-Oct-07	20-Oct-07	27221e-31067
Endosulfan Sulfate	NA	EPA 8270Cm	ND	ng/dry g	1	5	04-Oct-07	20-Oct-07	27221e-31067
Endosulfan-I	NA	EPA 8270Cm	ND	ng/dry g	1	5	04-Oct-07	20-Oct-07	27221e-31067
Endosulfan-II	NA	EPA 8270Cm	ND	ng/dry g	1	5	04-Oct-07	20-Oct-07	27221e-31067
Endrin	NA	EPA 8270Cm	ND	ng/dry g	1	5	04-Oct-07	20-Oct-07	27221e-31067
Endrin Aldehyde	NA	EPA 8270Cm	ND	ng/dry g	1	5	04-Oct-07	20-Oct-07	27221e-31067

MDL= Method Detection Limit (CFR 40 Part 136); RL= Reporting Limit; J= Estimated Value below the RL and above the MDL; ND= Not Detected; NA= Not Applicable; MI = Matrix Interference

California ELAP Certificate # 2261
57301 R1

CRG Marine Laboratories, Inc.

2020 Del Amo Blvd., Suite 200, Torrance, CA 90501-1206 (310) 533-5190 FAX (310) 533-5003 crglabs@sbcglobal.net

Chlorinated Pesticides

Client: *Weston Solutions*

CRG Project ID: *27221e*

CRG ID#: 57301	Sample: B-1	BOTTOM	Date Sampled: 19-Sep-07 14:15
Replicate #: R1	Description: LADPW MDR		Date Received: 19-Sep-07
DILUTION FACTOR: 1	Matrix: Sediment		

CONSTITUENT	FRACTION	METHOD	RESULT	UNITS	MDL	RL	DATE PROCESSED	DATE ANALYZED	BATCH ID
Endrin Ketone	NA	EPA 8270Cm	ND	ng/dry g	1	5	04-Oct-07	20-Oct-07	27221e-31067
Heptachlor	NA	EPA 8270Cm	ND	ng/dry g	1	5	04-Oct-07	20-Oct-07	27221e-31067
Heptachlor Epoxide	NA	EPA 8270Cm	ND	ng/dry g	1	5	04-Oct-07	20-Oct-07	27221e-31067
Methoxychlor	NA	EPA 8270Cm	ND	ng/dry g	1	5	04-Oct-07	20-Oct-07	27221e-31067
Mirex	NA	EPA 8270Cm	ND	ng/dry g	1	5	04-Oct-07	20-Oct-07	27221e-31067
Oxychlorane	NA	EPA 8270Cm	ND	ng/dry g	1	5	04-Oct-07	20-Oct-07	27221e-31067
Perthane	NA	EPA 8270Cm	ND	ng/dry g	5	10	04-Oct-07	20-Oct-07	27221e-31067
Total Chlordane	NA	EPA 8270Cm	3.8	ng/dry g			04-Oct-07	20-Oct-07	27221e-31067
Total Detectable DDTs	NA	EPA 8270Cm	41	ng/dry g			04-Oct-07	20-Oct-07	27221e-31067
Toxaphene	NA	EPA 8270Cm	ND	ng/dry g	10	50	04-Oct-07	20-Oct-07	27221e-31067
trans-Nonachlor	NA	EPA 8270Cm	ND	ng/dry g	1	5	04-Oct-07	20-Oct-07	27221e-31067

MDL= Method Detection Limit (CFR 40 Part 136); RL= Reporting Limit; J= Estimated Value below the RL and above the MDL; ND= Not Detected; NA= Not Applicable; MI = Matrix Interference

California ELAP Certificate # 2261
57301 R1

CRG Marine Laboratories, Inc.

2020 Del Amo Blvd., Suite 200, Torrance, CA 90501-1206 (310) 533-5190 FAX (310) 533-5003 crglabs@sbcglobal.net

Chlorinated Pesticides

Client: *Weston Solutions*

CRG Project ID: *27221e*

CRG ID#: 57302	Sample: MC-1	BOTTOM	Date Sampled: 18-Sep-07 10:00
Replicate #: R1	Description: LADPW MDR		Date Received: 19-Sep-07
DILUTION FACTOR: 1	Matrix: Sediment		

CONSTITUENT	FRACTION	METHOD	RESULT	UNITS	MDL	RL	DATE PROCESSED	DATE ANALYZED	BATCH ID
(PCB030)	NA	EPA 8270Cm	69	% Recovery			04-Oct-07	20-Oct-07	27221e-31067
(PCB112)	NA	EPA 8270Cm	79	% Recovery			04-Oct-07	20-Oct-07	27221e-31067
(PCB198)	NA	EPA 8270Cm	86	% Recovery			04-Oct-07	20-Oct-07	27221e-31067
(TCMX)	NA	EPA 8270Cm	67	% Recovery			04-Oct-07	20-Oct-07	27221e-31067
2,4'-DDD	NA	EPA 8270Cm	15.9	ng/dry g	1	5	04-Oct-07	20-Oct-07	27221e-31067
2,4'-DDE	NA	EPA 8270Cm	J 3.8	ng/dry g	1	5	04-Oct-07	20-Oct-07	27221e-31067
2,4'-DDT	NA	EPA 8270Cm	ND	ng/dry g	1	5	04-Oct-07	20-Oct-07	27221e-31067
4,4'-DDD	NA	EPA 8270Cm	56	ng/dry g	1	5	04-Oct-07	20-Oct-07	27221e-31067
4,4'-DDE	NA	EPA 8270Cm	70.4	ng/dry g	1	5	04-Oct-07	20-Oct-07	27221e-31067
4,4'-DDT	NA	EPA 8270Cm	6.3	ng/dry g	1	5	04-Oct-07	20-Oct-07	27221e-31067
Aldrin	NA	EPA 8270Cm	ND	ng/dry g	1	5	04-Oct-07	20-Oct-07	27221e-31067
BHC-alpha	NA	EPA 8270Cm	ND	ng/dry g	1	5	04-Oct-07	20-Oct-07	27221e-31067
BHC-beta	NA	EPA 8270Cm	ND	ng/dry g	1	5	04-Oct-07	20-Oct-07	27221e-31067
BHC-delta	NA	EPA 8270Cm	ND	ng/dry g	1	5	04-Oct-07	20-Oct-07	27221e-31067
BHC-gamma	NA	EPA 8270Cm	ND	ng/dry g	1	5	04-Oct-07	20-Oct-07	27221e-31067
Chlordane-alpha	NA	EPA 8270Cm	ND	ng/dry g	1	5	04-Oct-07	20-Oct-07	27221e-31067
Chlordane-gamma	NA	EPA 8270Cm	ND	ng/dry g	1	5	04-Oct-07	20-Oct-07	27221e-31067
cis-Nonachlor	NA	EPA 8270Cm	ND	ng/dry g	1	5	04-Oct-07	20-Oct-07	27221e-31067
DCPA (Dacthal)	NA	EPA 8270Cm	ND	ng/dry g	5	10	04-Oct-07	20-Oct-07	27221e-31067
Dicofol	NA	EPA 8270Cm	23.2	ng/dry g	1	5	04-Oct-07	20-Oct-07	27221e-31067
Dieldrin	NA	EPA 8270Cm	ND	ng/dry g	1	5	04-Oct-07	20-Oct-07	27221e-31067
Endosulfan Sulfate	NA	EPA 8270Cm	ND	ng/dry g	1	5	04-Oct-07	20-Oct-07	27221e-31067
Endosulfan-I	NA	EPA 8270Cm	ND	ng/dry g	1	5	04-Oct-07	20-Oct-07	27221e-31067
Endosulfan-II	NA	EPA 8270Cm	ND	ng/dry g	1	5	04-Oct-07	20-Oct-07	27221e-31067
Endrin	NA	EPA 8270Cm	ND	ng/dry g	1	5	04-Oct-07	20-Oct-07	27221e-31067
Endrin Aldehyde	NA	EPA 8270Cm	ND	ng/dry g	1	5	04-Oct-07	20-Oct-07	27221e-31067

MDL= Method Detection Limit (CFR 40 Part 136); RL= Reporting Limit; J= Estimated Value below the RL and above the MDL; ND= Not Detected; NA= Not Applicable; MI = Matrix Interference

California ELAP Certificate # 2261
57302 R1

CRG Marine Laboratories, Inc.

2020 Del Amo Blvd., Suite 200, Torrance, CA 90501-1206 (310) 533-5190 FAX (310) 533-5003 crglabs@sbcglobal.net

Chlorinated Pesticides

Client: *Weston Solutions*

CRG Project ID: *27221e*

CRG ID#: 57302	Sample: MC-1	Location: BOTTOM	Date Sampled: 18-Sep-07 10:00
Replicate #: R1	Description: LADPW MDR		Date Received: 19-Sep-07
DILUTION FACTOR: 1	Matrix: Sediment		

CONSTITUENT	FRACTION	METHOD	RESULT	UNITS	MDL	RL	DATE PROCESSED	DATE ANALYZED	BATCH ID
Endrin Ketone	NA	EPA 8270Cm	ND	ng/dry g	1	5	04-Oct-07	20-Oct-07	27221e-31067
Heptachlor	NA	EPA 8270Cm	ND	ng/dry g	1	5	04-Oct-07	20-Oct-07	27221e-31067
Heptachlor Epoxide	NA	EPA 8270Cm	ND	ng/dry g	1	5	04-Oct-07	20-Oct-07	27221e-31067
Methoxychlor	NA	EPA 8270Cm	ND	ng/dry g	1	5	04-Oct-07	20-Oct-07	27221e-31067
Mirex	NA	EPA 8270Cm	ND	ng/dry g	1	5	04-Oct-07	20-Oct-07	27221e-31067
Oxychlordane	NA	EPA 8270Cm	ND	ng/dry g	1	5	04-Oct-07	20-Oct-07	27221e-31067
Perthane	NA	EPA 8270Cm	ND	ng/dry g	5	10	04-Oct-07	20-Oct-07	27221e-31067
Total Chlordane	NA	EPA 8270Cm		ng/dry g			04-Oct-07	20-Oct-07	27221e-31067
Total Detectable DDTs	NA	EPA 8270Cm	152.4	ng/dry g			04-Oct-07	20-Oct-07	27221e-31067
Toxaphene	NA	EPA 8270Cm	ND	ng/dry g	10	50	04-Oct-07	20-Oct-07	27221e-31067
trans-Nonachlor	NA	EPA 8270Cm	ND	ng/dry g	1	5	04-Oct-07	20-Oct-07	27221e-31067

MDL= Method Detection Limit (CFR 40 Part 136); RL= Reporting Limit; J= Estimated Value below the RL and above the MDL; ND= Not Detected; NA= Not Applicable; MI = Matrix Interference

California ELAP Certificate # 2261
57302 R1

CRG Marine Laboratories, Inc.

2020 Del Amo Blvd., Suite 200, Torrance, CA 90501-1206 (310) 533-5190 FAX (310) 533-5003 crglabs@sbcglobal.net

Chlorinated Pesticides

Client: *Weston Solutions*

CRG Project ID: *27221e*

CRG ID#: 57303	Sample: MC-1	TOP	Date Sampled: 18-Sep-07 10:00
Replicate #: R1	Description: LADPW MDR		Date Received: 19-Sep-07
DILUTION FACTOR: 1	Matrix: Sediment		

CONSTITUENT	FRACTION	METHOD	RESULT	UNITS	MDL	RL	DATE PROCESSED	DATE ANALYZED	BATCH ID
(PCB030)	NA	EPA 8270Cm	68	% Recovery			04-Oct-07	20-Oct-07	27221e-31067
(PCB112)	NA	EPA 8270Cm	79	% Recovery			04-Oct-07	20-Oct-07	27221e-31067
(PCB198)	NA	EPA 8270Cm	85	% Recovery			04-Oct-07	20-Oct-07	27221e-31067
(TCMX)	NA	EPA 8270Cm	66	% Recovery			04-Oct-07	20-Oct-07	27221e-31067
2,4'-DDD	NA	EPA 8270Cm	9.7	ng/dry g	1	5	04-Oct-07	20-Oct-07	27221e-31067
2,4'-DDE	NA	EPA 8270Cm	J 3.2	ng/dry g	1	5	04-Oct-07	20-Oct-07	27221e-31067
2,4'-DDT	NA	EPA 8270Cm	ND	ng/dry g	1	5	04-Oct-07	20-Oct-07	27221e-31067
4,4'-DDD	NA	EPA 8270Cm	34.4	ng/dry g	1	5	04-Oct-07	20-Oct-07	27221e-31067
4,4'-DDE	NA	EPA 8270Cm	59.3	ng/dry g	1	5	04-Oct-07	20-Oct-07	27221e-31067
4,4'-DDT	NA	EPA 8270Cm	J 3.8	ng/dry g	1	5	04-Oct-07	20-Oct-07	27221e-31067
Aldrin	NA	EPA 8270Cm	ND	ng/dry g	1	5	04-Oct-07	20-Oct-07	27221e-31067
BHC-alpha	NA	EPA 8270Cm	ND	ng/dry g	1	5	04-Oct-07	20-Oct-07	27221e-31067
BHC-beta	NA	EPA 8270Cm	ND	ng/dry g	1	5	04-Oct-07	20-Oct-07	27221e-31067
BHC-delta	NA	EPA 8270Cm	ND	ng/dry g	1	5	04-Oct-07	20-Oct-07	27221e-31067
BHC-gamma	NA	EPA 8270Cm	ND	ng/dry g	1	5	04-Oct-07	20-Oct-07	27221e-31067
Chlordane-alpha	NA	EPA 8270Cm	ND	ng/dry g	1	5	04-Oct-07	20-Oct-07	27221e-31067
Chlordane-gamma	NA	EPA 8270Cm	ND	ng/dry g	1	5	04-Oct-07	20-Oct-07	27221e-31067
cis-Nonachlor	NA	EPA 8270Cm	ND	ng/dry g	1	5	04-Oct-07	20-Oct-07	27221e-31067
DCPA (Dacthal)	NA	EPA 8270Cm	ND	ng/dry g	5	10	04-Oct-07	20-Oct-07	27221e-31067
Dicofol	NA	EPA 8270Cm	27	ng/dry g	1	5	04-Oct-07	20-Oct-07	27221e-31067
Dieldrin	NA	EPA 8270Cm	ND	ng/dry g	1	5	04-Oct-07	20-Oct-07	27221e-31067
Endosulfan Sulfate	NA	EPA 8270Cm	ND	ng/dry g	1	5	04-Oct-07	20-Oct-07	27221e-31067
Endosulfan-I	NA	EPA 8270Cm	ND	ng/dry g	1	5	04-Oct-07	20-Oct-07	27221e-31067
Endosulfan-II	NA	EPA 8270Cm	ND	ng/dry g	1	5	04-Oct-07	20-Oct-07	27221e-31067
Endrin	NA	EPA 8270Cm	ND	ng/dry g	1	5	04-Oct-07	20-Oct-07	27221e-31067
Endrin Aldehyde	NA	EPA 8270Cm	ND	ng/dry g	1	5	04-Oct-07	20-Oct-07	27221e-31067

MDL= Method Detection Limit (CFR 40 Part 136); RL= Reporting Limit; J= Estimated Value below the RL and above the MDL; ND= Not Detected; NA= Not Applicable; MI = Matrix Interference

California ELAP Certificate # 2261
57303 R1

CRG Marine Laboratories, Inc.

2020 Del Amo Blvd., Suite 200, Torrance, CA 90501-1206 (310) 533-5190 FAX (310) 533-5003 crglabs@sbcglobal.net

Chlorinated Pesticides

Client: *Weston Solutions*

CRG Project ID: *27221e*

CRG ID#: 57303

Sample: MC-1

TOP

Date Sampled: 18-Sep-07 10:00

Replicate #: R1

Description: LADPW MDR

Date Received: 19-Sep-07

DILUTION FACTOR: 1

Matrix: Sediment

CONSTITUENT	FRACTION	METHOD	RESULT	UNITS	MDL	RL	DATE PROCESSED	DATE ANALYZED	BATCH ID
Endrin Ketone	NA	EPA 8270Cm	ND	ng/dry g	1	5	04-Oct-07	20-Oct-07	27221e-31067
Heptachlor	NA	EPA 8270Cm	ND	ng/dry g	1	5	04-Oct-07	20-Oct-07	27221e-31067
Heptachlor Epoxide	NA	EPA 8270Cm	ND	ng/dry g	1	5	04-Oct-07	20-Oct-07	27221e-31067
Methoxychlor	NA	EPA 8270Cm	ND	ng/dry g	1	5	04-Oct-07	20-Oct-07	27221e-31067
Mirex	NA	EPA 8270Cm	ND	ng/dry g	1	5	04-Oct-07	20-Oct-07	27221e-31067
Oxychlordane	NA	EPA 8270Cm	ND	ng/dry g	1	5	04-Oct-07	20-Oct-07	27221e-31067
Perthane	NA	EPA 8270Cm	ND	ng/dry g	5	10	04-Oct-07	20-Oct-07	27221e-31067
Total Chlordane	NA	EPA 8270Cm		ng/dry g			04-Oct-07	20-Oct-07	27221e-31067
Total Detectable DDTs	NA	EPA 8270Cm	110.4	ng/dry g			04-Oct-07	20-Oct-07	27221e-31067
Toxaphene	NA	EPA 8270Cm	ND	ng/dry g	10	50	04-Oct-07	20-Oct-07	27221e-31067
trans-Nonachlor	NA	EPA 8270Cm	ND	ng/dry g	1	5	04-Oct-07	20-Oct-07	27221e-31067

MDL= Method Detection Limit (CFR 40 Part 136); RL= Reporting Limit; J= Estimated Value below the RL and above the MDL; ND= Not Detected; NA= Not Applicable; MI = Matrix Interference

California ELAP Certificate # 2261

57303 R1

CRG Marine Laboratories, Inc.

2020 Del Amo Blvd., Suite 200, Torrance, CA 90501-1206 (310) 533-5190 FAX (310) 533-5003 crglabs@sbcglobal.net

Chlorinated Pesticides

Client: *Weston Solutions*

CRG Project ID: *27221e*

CRG ID#: 57304	Sample: A-1	TOP	Date Sampled: 20-Sep-07 11:10
Replicate #: R1	Description: LADPW MDR		Date Received: 20-Sep-07
DILUTION FACTOR: 1	Matrix: Sediment		

CONSTITUENT	FRACTION	METHOD	RESULT	UNITS	MDL	RL	DATE PROCESSED	DATE ANALYZED	BATCH ID
(PCB030)	NA	EPA 8270Cm	66	% Recovery			04-Oct-07	20-Oct-07	27221e-31067
(PCB112)	NA	EPA 8270Cm	76	% Recovery			04-Oct-07	20-Oct-07	27221e-31067
(PCB198)	NA	EPA 8270Cm	82	% Recovery			04-Oct-07	20-Oct-07	27221e-31067
(TCMX)	NA	EPA 8270Cm	65	% Recovery			04-Oct-07	20-Oct-07	27221e-31067
2,4'-DDD	NA	EPA 8270Cm	ND	ng/dry g	1	5	04-Oct-07	20-Oct-07	27221e-31067
2,4'-DDE	NA	EPA 8270Cm	J 3.5	ng/dry g	1	5	04-Oct-07	20-Oct-07	27221e-31067
2,4'-DDT	NA	EPA 8270Cm	ND	ng/dry g	1	5	04-Oct-07	20-Oct-07	27221e-31067
4,4'-DDD	NA	EPA 8270Cm	6.9	ng/dry g	1	5	04-Oct-07	20-Oct-07	27221e-31067
4,4'-DDE	NA	EPA 8270Cm	31.5	ng/dry g	1	5	04-Oct-07	20-Oct-07	27221e-31067
4,4'-DDT	NA	EPA 8270Cm	ND	ng/dry g	1	5	04-Oct-07	20-Oct-07	27221e-31067
Aldrin	NA	EPA 8270Cm	ND	ng/dry g	1	5	04-Oct-07	20-Oct-07	27221e-31067
BHC-alpha	NA	EPA 8270Cm	ND	ng/dry g	1	5	04-Oct-07	20-Oct-07	27221e-31067
BHC-beta	NA	EPA 8270Cm	ND	ng/dry g	1	5	04-Oct-07	20-Oct-07	27221e-31067
BHC-delta	NA	EPA 8270Cm	ND	ng/dry g	1	5	04-Oct-07	20-Oct-07	27221e-31067
BHC-gamma	NA	EPA 8270Cm	ND	ng/dry g	1	5	04-Oct-07	20-Oct-07	27221e-31067
Chlordane-alpha	NA	EPA 8270Cm	J 2.6	ng/dry g	1	5	04-Oct-07	20-Oct-07	27221e-31067
Chlordane-gamma	NA	EPA 8270Cm	J 4.6	ng/dry g	1	5	04-Oct-07	20-Oct-07	27221e-31067
cis-Nonachlor	NA	EPA 8270Cm	J 3.1	ng/dry g	1	5	04-Oct-07	20-Oct-07	27221e-31067
DCPA (Dacthal)	NA	EPA 8270Cm	ND	ng/dry g	5	10	04-Oct-07	20-Oct-07	27221e-31067
Dicofol	NA	EPA 8270Cm	16.3	ng/dry g	1	5	04-Oct-07	20-Oct-07	27221e-31067
Dieldrin	NA	EPA 8270Cm	ND	ng/dry g	1	5	04-Oct-07	20-Oct-07	27221e-31067
Endosulfan Sulfate	NA	EPA 8270Cm	ND	ng/dry g	1	5	04-Oct-07	20-Oct-07	27221e-31067
Endosulfan-I	NA	EPA 8270Cm	ND	ng/dry g	1	5	04-Oct-07	20-Oct-07	27221e-31067
Endosulfan-II	NA	EPA 8270Cm	ND	ng/dry g	1	5	04-Oct-07	20-Oct-07	27221e-31067
Endrin	NA	EPA 8270Cm	ND	ng/dry g	1	5	04-Oct-07	20-Oct-07	27221e-31067
Endrin Aldehyde	NA	EPA 8270Cm	ND	ng/dry g	1	5	04-Oct-07	20-Oct-07	27221e-31067

MDL= Method Detection Limit (CFR 40 Part 136); RL= Reporting Limit; J= Estimated Value below the RL and above the MDL; ND= Not Detected; NA= Not Applicable; MI = Matrix Interference

California ELAP Certificate # 2261
57304 R1

CRG Marine Laboratories, Inc.

2020 Del Amo Blvd., Suite 200, Torrance, CA 90501-1206 (310) 533-5190 FAX (310) 533-5003 crglabs@sbcglobal.net

Chlorinated Pesticides

Client: *Weston Solutions*

CRG Project ID: *27221e*

CRG ID#: 57304

Sample: A-1 TOP

Date Sampled: 20-Sep-07 11:10

Replicate #: R1

Description: LADPW MDR

Date Received: 20-Sep-07

DILUTION FACTOR: 1

Matrix: Sediment

CONSTITUENT	FRACTION	METHOD	RESULT	UNITS	MDL	RL	DATE PROCESSED	DATE ANALYZED	BATCH ID
Endrin Ketone	NA	EPA 8270Cm	ND	ng/dry g	1	5	04-Oct-07	20-Oct-07	27221e-31067
Heptachlor	NA	EPA 8270Cm	ND	ng/dry g	1	5	04-Oct-07	20-Oct-07	27221e-31067
Heptachlor Epoxide	NA	EPA 8270Cm	ND	ng/dry g	1	5	04-Oct-07	20-Oct-07	27221e-31067
Methoxychlor	NA	EPA 8270Cm	ND	ng/dry g	1	5	04-Oct-07	20-Oct-07	27221e-31067
Mirex	NA	EPA 8270Cm	ND	ng/dry g	1	5	04-Oct-07	20-Oct-07	27221e-31067
Oxychlordane	NA	EPA 8270Cm	ND	ng/dry g	1	5	04-Oct-07	20-Oct-07	27221e-31067
Perthane	NA	EPA 8270Cm	ND	ng/dry g	5	10	04-Oct-07	20-Oct-07	27221e-31067
Total Chlordane	NA	EPA 8270Cm	12.7	ng/dry g			04-Oct-07	20-Oct-07	27221e-31067
Total Detectable DDTs	NA	EPA 8270Cm	41.9	ng/dry g			04-Oct-07	20-Oct-07	27221e-31067
Toxaphene	NA	EPA 8270Cm	ND	ng/dry g	10	50	04-Oct-07	20-Oct-07	27221e-31067
trans-Nonachlor	NA	EPA 8270Cm	J 2.4	ng/dry g	1	5	04-Oct-07	20-Oct-07	27221e-31067

MDL= Method Detection Limit (CFR 40 Part 136); RL= Reporting Limit; J= Estimated Value below the RL and above the MDL; ND= Not Detected; NA= Not Applicable; MI = Matrix Interference

California ELAP Certificate # 2261
57304 R1

CRG Marine Laboratories, Inc.

2020 Del Amo Blvd., Suite 200, Torrance, CA 90501-1206 (310) 533-5190 FAX (310) 533-5003 crglabs@sbcglobal.net

Chlorinated Pesticides

Client: *Weston Solutions*

CRG Project ID: *27221e*

CRG ID#: 57305	Sample: A-1	BOTTOM	Date Sampled: 20-Sep-07 11:10
Replicate #: R1	Description: LADPW MDR		Date Received: 20-Sep-07
DILUTION FACTOR: 1	Matrix: Sediment		

CONSTITUENT	FRACTION	METHOD	RESULT	UNITS	MDL	RL	DATE PROCESSED	DATE ANALYZED	BATCH ID
(PCB030)	NA	EPA 8270Cm	40	% Recovery			04-Oct-07	20-Oct-07	27221e-31067
(PCB112)	NA	EPA 8270Cm	44	% Recovery			04-Oct-07	20-Oct-07	27221e-31067
(PCB198)	NA	EPA 8270Cm	47	% Recovery			04-Oct-07	20-Oct-07	27221e-31067
(TCMX)	NA	EPA 8270Cm	39	% Recovery			04-Oct-07	20-Oct-07	27221e-31067
2,4'-DDD	NA	EPA 8270Cm	ND	ng/dry g	1	5	04-Oct-07	20-Oct-07	27221e-31067
2,4'-DDE	NA	EPA 8270Cm	J 1.2	ng/dry g	1	5	04-Oct-07	20-Oct-07	27221e-31067
2,4'-DDT	NA	EPA 8270Cm	ND	ng/dry g	1	5	04-Oct-07	20-Oct-07	27221e-31067
4,4'-DDD	NA	EPA 8270Cm	J 2.2	ng/dry g	1	5	04-Oct-07	20-Oct-07	27221e-31067
4,4'-DDE	NA	EPA 8270Cm	13.3	ng/dry g	1	5	04-Oct-07	20-Oct-07	27221e-31067
4,4'-DDT	NA	EPA 8270Cm	ND	ng/dry g	1	5	04-Oct-07	20-Oct-07	27221e-31067
Aldrin	NA	EPA 8270Cm	ND	ng/dry g	1	5	04-Oct-07	20-Oct-07	27221e-31067
BHC-alpha	NA	EPA 8270Cm	ND	ng/dry g	1	5	04-Oct-07	20-Oct-07	27221e-31067
BHC-beta	NA	EPA 8270Cm	ND	ng/dry g	1	5	04-Oct-07	20-Oct-07	27221e-31067
BHC-delta	NA	EPA 8270Cm	ND	ng/dry g	1	5	04-Oct-07	20-Oct-07	27221e-31067
BHC-gamma	NA	EPA 8270Cm	ND	ng/dry g	1	5	04-Oct-07	20-Oct-07	27221e-31067
Chlordane-alpha	NA	EPA 8270Cm	ND	ng/dry g	1	5	04-Oct-07	20-Oct-07	27221e-31067
Chlordane-gamma	NA	EPA 8270Cm	J 1.1	ng/dry g	1	5	04-Oct-07	20-Oct-07	27221e-31067
cis-Nonachlor	NA	EPA 8270Cm	ND	ng/dry g	1	5	04-Oct-07	20-Oct-07	27221e-31067
DCPA (Dacthal)	NA	EPA 8270Cm	ND	ng/dry g	5	10	04-Oct-07	20-Oct-07	27221e-31067
Dicofol	NA	EPA 8270Cm	6.5	ng/dry g	1	5	04-Oct-07	20-Oct-07	27221e-31067
Dieldrin	NA	EPA 8270Cm	ND	ng/dry g	1	5	04-Oct-07	20-Oct-07	27221e-31067
Endosulfan Sulfate	NA	EPA 8270Cm	ND	ng/dry g	1	5	04-Oct-07	20-Oct-07	27221e-31067
Endosulfan-I	NA	EPA 8270Cm	ND	ng/dry g	1	5	04-Oct-07	20-Oct-07	27221e-31067
Endosulfan-II	NA	EPA 8270Cm	ND	ng/dry g	1	5	04-Oct-07	20-Oct-07	27221e-31067
Endrin	NA	EPA 8270Cm	ND	ng/dry g	1	5	04-Oct-07	20-Oct-07	27221e-31067
Endrin Aldehyde	NA	EPA 8270Cm	ND	ng/dry g	1	5	04-Oct-07	20-Oct-07	27221e-31067

MDL= Method Detection Limit (CFR 40 Part 136); RL= Reporting Limit; J= Estimated Value below the RL and above the MDL; ND= Not Detected; NA= Not Applicable; MI = Matrix Interference

California ELAP Certificate # 2261
57305 R1

CRG Marine Laboratories, Inc.

2020 Del Amo Blvd., Suite 200, Torrance, CA 90501-1206 (310) 533-5190 FAX (310) 533-5003 crglabs@sbcglobal.net

Chlorinated Pesticides

Client: *Weston Solutions*

CRG Project ID: *27221e*

CRG ID#: 57305

Sample: A-1 BOTTOM

Date Sampled: 20-Sep-07 11:10

Replicate #: R1

Description: LADPW MDR

Date Received: 20-Sep-07

DILUTION FACTOR: 1

Matrix: Sediment

CONSTITUENT	FRACTION	METHOD	RESULT	UNITS	MDL	RL	DATE PROCESSED	DATE ANALYZED	BATCH ID
Endrin Ketone	NA	EPA 8270Cm	ND	ng/dry g	1	5	04-Oct-07	20-Oct-07	27221e-31067
Heptachlor	NA	EPA 8270Cm	ND	ng/dry g	1	5	04-Oct-07	20-Oct-07	27221e-31067
Heptachlor Epoxide	NA	EPA 8270Cm	ND	ng/dry g	1	5	04-Oct-07	20-Oct-07	27221e-31067
Methoxychlor	NA	EPA 8270Cm	ND	ng/dry g	1	5	04-Oct-07	20-Oct-07	27221e-31067
Mirex	NA	EPA 8270Cm	ND	ng/dry g	1	5	04-Oct-07	20-Oct-07	27221e-31067
Oxychlorane	NA	EPA 8270Cm	ND	ng/dry g	1	5	04-Oct-07	20-Oct-07	27221e-31067
Perthane	NA	EPA 8270Cm	ND	ng/dry g	5	10	04-Oct-07	20-Oct-07	27221e-31067
Total Chlordane	NA	EPA 8270Cm	1.1	ng/dry g			04-Oct-07	20-Oct-07	27221e-31067
Total Detectable DDTs	NA	EPA 8270Cm	16.7	ng/dry g			04-Oct-07	20-Oct-07	27221e-31067
Toxaphene	NA	EPA 8270Cm	ND	ng/dry g	10	50	04-Oct-07	20-Oct-07	27221e-31067
trans-Nonachlor	NA	EPA 8270Cm	ND	ng/dry g	1	5	04-Oct-07	20-Oct-07	27221e-31067

MDL= Method Detection Limit (CFR 40 Part 136); RL= Reporting Limit; J= Estimated Value below the RL and above the MDL; ND= Not Detected; NA= Not Applicable; MI = Matrix Interference

California ELAP Certificate # 2261

57305 R1

CRG Marine Laboratories, Inc.

2020 Del Amo Blvd., Suite 200, Torrance, CA 90501-1206 (310) 533-5190 FAX (310) 533-5003 crglabs@sbcglobal.net

Chlorinated Pesticides

Client: *Weston Solutions*

CRG Project ID: *27221e*

CRG ID#: 57306	Sample: A-2	TOP	Date Sampled: 20-Sep-07 10:10
Replicate #: R1	Description: LADPW MDR		Date Received: 20-Sep-07
DILUTION FACTOR: 1	Matrix: Sediment		

CONSTITUENT	FRACTION	METHOD	RESULT	UNITS	MDL	RL	DATE PROCESSED	DATE ANALYZED	BATCH ID
(PCB030)	NA	EPA 8270Cm	118	% Recovery			04-Oct-07	20-Oct-07	27221e-31067
(PCB112)	NA	EPA 8270Cm	130	% Recovery			04-Oct-07	20-Oct-07	27221e-31067
(PCB198)	NA	EPA 8270Cm	141	% Recovery			04-Oct-07	20-Oct-07	27221e-31067
(TCMX)	NA	EPA 8270Cm	104	% Recovery			04-Oct-07	20-Oct-07	27221e-31067
2,4'-DDD	NA	EPA 8270Cm	ND	ng/dry g	1	5	04-Oct-07	20-Oct-07	27221e-31067
2,4'-DDE	NA	EPA 8270Cm	J 1.9	ng/dry g	1	5	04-Oct-07	20-Oct-07	27221e-31067
2,4'-DDT	NA	EPA 8270Cm	ND	ng/dry g	1	5	04-Oct-07	20-Oct-07	27221e-31067
4,4'-DDD	NA	EPA 8270Cm	J 1.9	ng/dry g	1	5	04-Oct-07	20-Oct-07	27221e-31067
4,4'-DDE	NA	EPA 8270Cm	20.5	ng/dry g	1	5	04-Oct-07	20-Oct-07	27221e-31067
4,4'-DDT	NA	EPA 8270Cm	ND	ng/dry g	1	5	04-Oct-07	20-Oct-07	27221e-31067
Aldrin	NA	EPA 8270Cm	ND	ng/dry g	1	5	04-Oct-07	20-Oct-07	27221e-31067
BHC-alpha	NA	EPA 8270Cm	ND	ng/dry g	1	5	04-Oct-07	20-Oct-07	27221e-31067
BHC-beta	NA	EPA 8270Cm	ND	ng/dry g	1	5	04-Oct-07	20-Oct-07	27221e-31067
BHC-delta	NA	EPA 8270Cm	ND	ng/dry g	1	5	04-Oct-07	20-Oct-07	27221e-31067
BHC-gamma	NA	EPA 8270Cm	ND	ng/dry g	1	5	04-Oct-07	20-Oct-07	27221e-31067
Chlordane-alpha	NA	EPA 8270Cm	ND	ng/dry g	1	5	04-Oct-07	20-Oct-07	27221e-31067
Chlordane-gamma	NA	EPA 8270Cm	J 1.1	ng/dry g	1	5	04-Oct-07	20-Oct-07	27221e-31067
cis-Nonachlor	NA	EPA 8270Cm	J 1.1	ng/dry g	1	5	04-Oct-07	20-Oct-07	27221e-31067
DCPA (Dacthal)	NA	EPA 8270Cm	ND	ng/dry g	5	10	04-Oct-07	20-Oct-07	27221e-31067
Dicofol	NA	EPA 8270Cm	ND	ng/dry g	1	5	04-Oct-07	20-Oct-07	27221e-31067
Dieldrin	NA	EPA 8270Cm	ND	ng/dry g	1	5	04-Oct-07	20-Oct-07	27221e-31067
Endosulfan Sulfate	NA	EPA 8270Cm	ND	ng/dry g	1	5	04-Oct-07	20-Oct-07	27221e-31067
Endosulfan-I	NA	EPA 8270Cm	ND	ng/dry g	1	5	04-Oct-07	20-Oct-07	27221e-31067
Endosulfan-II	NA	EPA 8270Cm	ND	ng/dry g	1	5	04-Oct-07	20-Oct-07	27221e-31067
Endrin	NA	EPA 8270Cm	ND	ng/dry g	1	5	04-Oct-07	20-Oct-07	27221e-31067
Endrin Aldehyde	NA	EPA 8270Cm	ND	ng/dry g	1	5	04-Oct-07	20-Oct-07	27221e-31067

MDL= Method Detection Limit (CFR 40 Part 136); RL= Reporting Limit; J= Estimated Value below the RL and above the MDL; ND= Not Detected; NA= Not Applicable; MI = Matrix Interference

**California ELAP Certificate # 2261
57306 R1**

CRG Marine Laboratories, Inc.

2020 Del Amo Blvd., Suite 200, Torrance, CA 90501-1206 (310) 533-5190 FAX (310) 533-5003 crglabs@sbcglobal.net

Chlorinated Pesticides

Client: *Weston Solutions*

CRG Project ID: *27221e*

CRG ID#: 57306

Sample: A-2 TOP

Date Sampled: 20-Sep-07 10:10

Replicate #: R1

Description: LADPW MDR

Date Received: 20-Sep-07

DILUTION FACTOR: 1

Matrix: Sediment

CONSTITUENT	FRACTION	METHOD	RESULT	UNITS	MDL	RL	DATE PROCESSED	DATE ANALYZED	BATCH ID
Endrin Ketone	NA	EPA 8270Cm	ND	ng/dry g	1	5	04-Oct-07	20-Oct-07	27221e-31067
Heptachlor	NA	EPA 8270Cm	ND	ng/dry g	1	5	04-Oct-07	20-Oct-07	27221e-31067
Heptachlor Epoxide	NA	EPA 8270Cm	ND	ng/dry g	1	5	04-Oct-07	20-Oct-07	27221e-31067
Methoxychlor	NA	EPA 8270Cm	ND	ng/dry g	1	5	04-Oct-07	20-Oct-07	27221e-31067
Mirex	NA	EPA 8270Cm	ND	ng/dry g	1	5	04-Oct-07	20-Oct-07	27221e-31067
Oxychlorane	NA	EPA 8270Cm	ND	ng/dry g	1	5	04-Oct-07	20-Oct-07	27221e-31067
Perthane	NA	EPA 8270Cm	ND	ng/dry g	5	10	04-Oct-07	20-Oct-07	27221e-31067
Total Chlordane	NA	EPA 8270Cm	2.2	ng/dry g			04-Oct-07	20-Oct-07	27221e-31067
Total Detectable DDTs	NA	EPA 8270Cm	24.3	ng/dry g			04-Oct-07	20-Oct-07	27221e-31067
Toxaphene	NA	EPA 8270Cm	ND	ng/dry g	10	50	04-Oct-07	20-Oct-07	27221e-31067
trans-Nonachlor	NA	EPA 8270Cm	ND	ng/dry g	1	5	04-Oct-07	20-Oct-07	27221e-31067

MDL= Method Detection Limit (CFR 40 Part 136); RL= Reporting Limit; J= Estimated Value below the RL and above the MDL; ND= Not Detected; NA= Not Applicable; MI = Matrix Interference

California ELAP Certificate # 2261
57306 R1

CRG Marine Laboratories, Inc.

2020 Del Amo Blvd., Suite 200, Torrance, CA 90501-1206 (310) 533-5190 FAX (310) 533-5003 crglabs@sbcglobal.net

Chlorinated Pesticides

Client: *Weston Solutions*

CRG Project ID: *27221e*

CRG ID#: 57307	Sample: G-1	TOP	Date Sampled: 20-Sep-07 09:00
Replicate #: R1	Description: LADPW MDR		Date Received: 20-Sep-07
DILUTION FACTOR: 1	Matrix: Sediment		

CONSTITUENT	FRACTION	METHOD	RESULT	UNITS	MDL	RL	DATE PROCESSED	DATE ANALYZED	BATCH ID
(PCB030)	NA	EPA 8270Cm	61	% Recovery			04-Oct-07	20-Oct-07	27221e-31067
(PCB112)	NA	EPA 8270Cm	66	% Recovery			04-Oct-07	20-Oct-07	27221e-31067
(PCB198)	NA	EPA 8270Cm	68	% Recovery			04-Oct-07	20-Oct-07	27221e-31067
(TCMX)	NA	EPA 8270Cm	60	% Recovery			04-Oct-07	20-Oct-07	27221e-31067
2,4'-DDD	NA	EPA 8270Cm	J 1	ng/dry g	1	5	04-Oct-07	20-Oct-07	27221e-31067
2,4'-DDE	NA	EPA 8270Cm	J 3.2	ng/dry g	1	5	04-Oct-07	20-Oct-07	27221e-31067
2,4'-DDT	NA	EPA 8270Cm	ND	ng/dry g	1	5	04-Oct-07	20-Oct-07	27221e-31067
4,4'-DDD	NA	EPA 8270Cm	J 3.5	ng/dry g	1	5	04-Oct-07	20-Oct-07	27221e-31067
4,4'-DDE	NA	EPA 8270Cm	36.1	ng/dry g	1	5	04-Oct-07	20-Oct-07	27221e-31067
4,4'-DDT	NA	EPA 8270Cm	ND	ng/dry g	1	5	04-Oct-07	20-Oct-07	27221e-31067
Aldrin	NA	EPA 8270Cm	ND	ng/dry g	1	5	04-Oct-07	20-Oct-07	27221e-31067
BHC-alpha	NA	EPA 8270Cm	ND	ng/dry g	1	5	04-Oct-07	20-Oct-07	27221e-31067
BHC-beta	NA	EPA 8270Cm	ND	ng/dry g	1	5	04-Oct-07	20-Oct-07	27221e-31067
BHC-delta	NA	EPA 8270Cm	ND	ng/dry g	1	5	04-Oct-07	20-Oct-07	27221e-31067
BHC-gamma	NA	EPA 8270Cm	ND	ng/dry g	1	5	04-Oct-07	20-Oct-07	27221e-31067
Chlordane-alpha	NA	EPA 8270Cm	ND	ng/dry g	1	5	04-Oct-07	20-Oct-07	27221e-31067
Chlordane-gamma	NA	EPA 8270Cm	ND	ng/dry g	1	5	04-Oct-07	20-Oct-07	27221e-31067
cis-Nonachlor	NA	EPA 8270Cm	ND	ng/dry g	1	5	04-Oct-07	20-Oct-07	27221e-31067
DCPA (Dacthal)	NA	EPA 8270Cm	ND	ng/dry g	5	10	04-Oct-07	20-Oct-07	27221e-31067
Dicofol	NA	EPA 8270Cm	14.6	ng/dry g	1	5	04-Oct-07	20-Oct-07	27221e-31067
Dieldrin	NA	EPA 8270Cm	ND	ng/dry g	1	5	04-Oct-07	20-Oct-07	27221e-31067
Endosulfan Sulfate	NA	EPA 8270Cm	ND	ng/dry g	1	5	04-Oct-07	20-Oct-07	27221e-31067
Endosulfan-I	NA	EPA 8270Cm	ND	ng/dry g	1	5	04-Oct-07	20-Oct-07	27221e-31067
Endosulfan-II	NA	EPA 8270Cm	ND	ng/dry g	1	5	04-Oct-07	20-Oct-07	27221e-31067
Endrin	NA	EPA 8270Cm	ND	ng/dry g	1	5	04-Oct-07	20-Oct-07	27221e-31067
Endrin Aldehyde	NA	EPA 8270Cm	ND	ng/dry g	1	5	04-Oct-07	20-Oct-07	27221e-31067

MDL= Method Detection Limit (CFR 40 Part 136); RL= Reporting Limit; J= Estimated Value below the RL and above the MDL; ND= Not Detected; NA= Not Applicable; MI = Matrix Interference

California ELAP Certificate # 2261
57307 R1

CRG Marine Laboratories, Inc.

2020 Del Amo Blvd., Suite 200, Torrance, CA 90501-1206 (310) 533-5190 FAX (310) 533-5003 crglabs@sbcglobal.net

Chlorinated Pesticides

Client: *Weston Solutions*

CRG Project ID: *27221e*

CRG ID#: 57307

Sample: G-1 TOP

Date Sampled: 20-Sep-07 09:00

Replicate #: R1

Description: LADPW MDR

Date Received: 20-Sep-07

DILUTION FACTOR: 1

Matrix: Sediment

CONSTITUENT	FRACTION	METHOD	RESULT	UNITS	MDL	RL	DATE PROCESSED	DATE ANALYZED	BATCH ID
Endrin Ketone	NA	EPA 8270Cm	ND	ng/dry g	1	5	04-Oct-07	20-Oct-07	27221e-31067
Heptachlor	NA	EPA 8270Cm	ND	ng/dry g	1	5	04-Oct-07	20-Oct-07	27221e-31067
Heptachlor Epoxide	NA	EPA 8270Cm	ND	ng/dry g	1	5	04-Oct-07	20-Oct-07	27221e-31067
Methoxychlor	NA	EPA 8270Cm	ND	ng/dry g	1	5	04-Oct-07	20-Oct-07	27221e-31067
Mirex	NA	EPA 8270Cm	ND	ng/dry g	1	5	04-Oct-07	20-Oct-07	27221e-31067
Oxychlorane	NA	EPA 8270Cm	ND	ng/dry g	1	5	04-Oct-07	20-Oct-07	27221e-31067
Perthane	NA	EPA 8270Cm	ND	ng/dry g	5	10	04-Oct-07	20-Oct-07	27221e-31067
Total Chlordane	NA	EPA 8270Cm		ng/dry g			04-Oct-07	20-Oct-07	27221e-31067
Total Detectable DDTs	NA	EPA 8270Cm	43.8	ng/dry g			04-Oct-07	20-Oct-07	27221e-31067
Toxaphene	NA	EPA 8270Cm	ND	ng/dry g	10	50	04-Oct-07	20-Oct-07	27221e-31067
trans-Nonachlor	NA	EPA 8270Cm	ND	ng/dry g	1	5	04-Oct-07	20-Oct-07	27221e-31067

MDL= Method Detection Limit (CFR 40 Part 136); RL= Reporting Limit; J= Estimated Value below the RL and above the MDL; ND= Not Detected; NA= Not Applicable; MI = Matrix Interference

California ELAP Certificate # 2261
57307 R1

CRG Marine Laboratories, Inc.

2020 Del Amo Blvd., Suite 200, Torrance, CA 90501-1206 (310) 533-5190 FAX (310) 533-5003 crglabs@sbcglobal.net

Chlorinated Pesticides

Client: *Weston Solutions*

CRG Project ID: *27221e*

CRG ID#: 57308	Sample: G-1	BOTTOM	Date Sampled: 20-Sep-07 09:00
Replicate #: R1	Description: LADPW MDR		Date Received: 20-Sep-07
DILUTION FACTOR: 1	Matrix: Sediment		

CONSTITUENT	FRACTION	METHOD	RESULT	UNITS	MDL	RL	DATE PROCESSED	DATE ANALYZED	BATCH ID
(PCB030)	NA	EPA 8270Cm	60	% Recovery			04-Oct-07	20-Oct-07	27221e-31067
(PCB112)	NA	EPA 8270Cm	72	% Recovery			04-Oct-07	20-Oct-07	27221e-31067
(PCB198)	NA	EPA 8270Cm	82	% Recovery			04-Oct-07	20-Oct-07	27221e-31067
(TCMX)	NA	EPA 8270Cm	56	% Recovery			04-Oct-07	20-Oct-07	27221e-31067
2,4'-DDD	NA	EPA 8270Cm	7.2	ng/dry g	1	5	04-Oct-07	20-Oct-07	27221e-31067
2,4'-DDE	NA	EPA 8270Cm	J 3.5	ng/dry g	1	5	04-Oct-07	20-Oct-07	27221e-31067
2,4'-DDT	NA	EPA 8270Cm	ND	ng/dry g	1	5	04-Oct-07	20-Oct-07	27221e-31067
4,4'-DDD	NA	EPA 8270Cm	19.7	ng/dry g	1	5	04-Oct-07	20-Oct-07	27221e-31067
4,4'-DDE	NA	EPA 8270Cm	53.1	ng/dry g	1	5	04-Oct-07	20-Oct-07	27221e-31067
4,4'-DDT	NA	EPA 8270Cm	J 4	ng/dry g	1	5	04-Oct-07	20-Oct-07	27221e-31067
Aldrin	NA	EPA 8270Cm	ND	ng/dry g	1	5	04-Oct-07	20-Oct-07	27221e-31067
BHC-alpha	NA	EPA 8270Cm	ND	ng/dry g	1	5	04-Oct-07	20-Oct-07	27221e-31067
BHC-beta	NA	EPA 8270Cm	ND	ng/dry g	1	5	04-Oct-07	20-Oct-07	27221e-31067
BHC-delta	NA	EPA 8270Cm	ND	ng/dry g	1	5	04-Oct-07	20-Oct-07	27221e-31067
BHC-gamma	NA	EPA 8270Cm	ND	ng/dry g	1	5	04-Oct-07	20-Oct-07	27221e-31067
Chlordane-alpha	NA	EPA 8270Cm	ND	ng/dry g	1	5	04-Oct-07	20-Oct-07	27221e-31067
Chlordane-gamma	NA	EPA 8270Cm	ND	ng/dry g	1	5	04-Oct-07	20-Oct-07	27221e-31067
cis-Nonachlor	NA	EPA 8270Cm	ND	ng/dry g	1	5	04-Oct-07	20-Oct-07	27221e-31067
DCPA (Dacthal)	NA	EPA 8270Cm	ND	ng/dry g	5	10	04-Oct-07	20-Oct-07	27221e-31067
Dicofol	NA	EPA 8270Cm	21.3	ng/dry g	1	5	04-Oct-07	20-Oct-07	27221e-31067
Dieldrin	NA	EPA 8270Cm	ND	ng/dry g	1	5	04-Oct-07	20-Oct-07	27221e-31067
Endosulfan Sulfate	NA	EPA 8270Cm	ND	ng/dry g	1	5	04-Oct-07	20-Oct-07	27221e-31067
Endosulfan-I	NA	EPA 8270Cm	ND	ng/dry g	1	5	04-Oct-07	20-Oct-07	27221e-31067
Endosulfan-II	NA	EPA 8270Cm	ND	ng/dry g	1	5	04-Oct-07	20-Oct-07	27221e-31067
Endrin	NA	EPA 8270Cm	ND	ng/dry g	1	5	04-Oct-07	20-Oct-07	27221e-31067
Endrin Aldehyde	NA	EPA 8270Cm	ND	ng/dry g	1	5	04-Oct-07	20-Oct-07	27221e-31067

MDL= Method Detection Limit (CFR 40 Part 136); RL= Reporting Limit; J= Estimated Value below the RL and above the MDL; ND= Not Detected; NA= Not Applicable; MI = Matrix Interference

**California ELAP Certificate # 2261
57308 R1**

CRG Marine Laboratories, Inc.

2020 Del Amo Blvd., Suite 200, Torrance, CA 90501-1206 (310) 533-5190 FAX (310) 533-5003 crglabs@sbcglobal.net

Chlorinated Pesticides

Client: *Weston Solutions*

CRG Project ID: *27221e*

CRG ID#: 57308	Sample: G-1	BOTTOM	Date Sampled: 20-Sep-07 09:00
Replicate #: R1	Description: LADPW MDR		Date Received: 20-Sep-07
DILUTION FACTOR: 1	Matrix: Sediment		

CONSTITUENT	FRACTION	METHOD	RESULT	UNITS	MDL	RL	DATE PROCESSED	DATE ANALYZED	BATCH ID
Endrin Ketone	NA	EPA 8270Cm	ND	ng/dry g	1	5	04-Oct-07	20-Oct-07	27221e-31067
Heptachlor	NA	EPA 8270Cm	ND	ng/dry g	1	5	04-Oct-07	20-Oct-07	27221e-31067
Heptachlor Epoxide	NA	EPA 8270Cm	ND	ng/dry g	1	5	04-Oct-07	20-Oct-07	27221e-31067
Methoxychlor	NA	EPA 8270Cm	ND	ng/dry g	1	5	04-Oct-07	20-Oct-07	27221e-31067
Mirex	NA	EPA 8270Cm	ND	ng/dry g	1	5	04-Oct-07	20-Oct-07	27221e-31067
Oxychlorane	NA	EPA 8270Cm	ND	ng/dry g	1	5	04-Oct-07	20-Oct-07	27221e-31067
Perthane	NA	EPA 8270Cm	ND	ng/dry g	5	10	04-Oct-07	20-Oct-07	27221e-31067
Total Chlordane	NA	EPA 8270Cm		ng/dry g			04-Oct-07	20-Oct-07	27221e-31067
Total Detectable DDTs	NA	EPA 8270Cm	87.5	ng/dry g			04-Oct-07	20-Oct-07	27221e-31067
Toxaphene	NA	EPA 8270Cm	ND	ng/dry g	10	50	04-Oct-07	20-Oct-07	27221e-31067
trans-Nonachlor	NA	EPA 8270Cm	ND	ng/dry g	1	5	04-Oct-07	20-Oct-07	27221e-31067

MDL= Method Detection Limit (CFR 40 Part 136); RL= Reporting Limit; J= Estimated Value below the RL and above the MDL; ND= Not Detected; NA= Not Applicable; MI = Matrix Interference

California ELAP Certificate # 2261
57308 R1

CRG Marine Laboratories, Inc.

2020 Del Amo Blvd., Suite 200, Torrance, CA 90501-1206 (310) 533-5190 FAX (310) 533-5003 crglabs@sbcglobal.net

Chlorinated Pesticides

Client: *Weston Solutions*

CRG Project ID: *27221e*

CRG ID#: 57309	Sample: G-2	TOP	Date Sampled: 20-Sep-07 07:50
Replicate #: R1	Description: LADPW MDR		Date Received: 20-Sep-07
DILUTION FACTOR: 1	Matrix: Sediment		

CONSTITUENT	FRACTION	METHOD	RESULT	UNITS	MDL	RL	DATE PROCESSED	DATE ANALYZED	BATCH ID
(PCB030)	NA	EPA 8270Cm	57	% Recovery			04-Oct-07	20-Oct-07	27221e-31067
(PCB112)	NA	EPA 8270Cm	69	% Recovery			04-Oct-07	20-Oct-07	27221e-31067
(PCB198)	NA	EPA 8270Cm	76	% Recovery			04-Oct-07	20-Oct-07	27221e-31067
(TCMX)	NA	EPA 8270Cm	57	% Recovery			04-Oct-07	20-Oct-07	27221e-31067
2,4'-DDD	NA	EPA 8270Cm	5.3	ng/dry g	1	5	04-Oct-07	20-Oct-07	27221e-31067
2,4'-DDE	NA	EPA 8270Cm	J 2.8	ng/dry g	1	5	04-Oct-07	20-Oct-07	27221e-31067
2,4'-DDT	NA	EPA 8270Cm	ND	ng/dry g	1	5	04-Oct-07	20-Oct-07	27221e-31067
4,4'-DDD	NA	EPA 8270Cm	12.4	ng/dry g	1	5	04-Oct-07	20-Oct-07	27221e-31067
4,4'-DDE	NA	EPA 8270Cm	46.2	ng/dry g	1	5	04-Oct-07	20-Oct-07	27221e-31067
4,4'-DDT	NA	EPA 8270Cm	ND	ng/dry g	1	5	04-Oct-07	20-Oct-07	27221e-31067
Aldrin	NA	EPA 8270Cm	ND	ng/dry g	1	5	04-Oct-07	20-Oct-07	27221e-31067
BHC-alpha	NA	EPA 8270Cm	ND	ng/dry g	1	5	04-Oct-07	20-Oct-07	27221e-31067
BHC-beta	NA	EPA 8270Cm	ND	ng/dry g	1	5	04-Oct-07	20-Oct-07	27221e-31067
BHC-delta	NA	EPA 8270Cm	ND	ng/dry g	1	5	04-Oct-07	20-Oct-07	27221e-31067
BHC-gamma	NA	EPA 8270Cm	ND	ng/dry g	1	5	04-Oct-07	20-Oct-07	27221e-31067
Chlordane-alpha	NA	EPA 8270Cm	ND	ng/dry g	1	5	04-Oct-07	20-Oct-07	27221e-31067
Chlordane-gamma	NA	EPA 8270Cm	ND	ng/dry g	1	5	04-Oct-07	20-Oct-07	27221e-31067
cis-Nonachlor	NA	EPA 8270Cm	ND	ng/dry g	1	5	04-Oct-07	20-Oct-07	27221e-31067
DCPA (Dacthal)	NA	EPA 8270Cm	ND	ng/dry g	5	10	04-Oct-07	20-Oct-07	27221e-31067
Dicofol	NA	EPA 8270Cm	16.5	ng/dry g	1	5	04-Oct-07	20-Oct-07	27221e-31067
Dieldrin	NA	EPA 8270Cm	ND	ng/dry g	1	5	04-Oct-07	20-Oct-07	27221e-31067
Endosulfan Sulfate	NA	EPA 8270Cm	ND	ng/dry g	1	5	04-Oct-07	20-Oct-07	27221e-31067
Endosulfan-I	NA	EPA 8270Cm	ND	ng/dry g	1	5	04-Oct-07	20-Oct-07	27221e-31067
Endosulfan-II	NA	EPA 8270Cm	ND	ng/dry g	1	5	04-Oct-07	20-Oct-07	27221e-31067
Endrin	NA	EPA 8270Cm	ND	ng/dry g	1	5	04-Oct-07	20-Oct-07	27221e-31067
Endrin Aldehyde	NA	EPA 8270Cm	ND	ng/dry g	1	5	04-Oct-07	20-Oct-07	27221e-31067

MDL= Method Detection Limit (CFR 40 Part 136); RL= Reporting Limit; J= Estimated Value below the RL and above the MDL; ND= Not Detected; NA= Not Applicable; MI = Matrix Interference

California ELAP Certificate # 2261
57309 R1

CRG Marine Laboratories, Inc.

2020 Del Amo Blvd., Suite 200, Torrance, CA 90501-1206 (310) 533-5190 FAX (310) 533-5003 crglabs@sbcglobal.net

Chlorinated Pesticides

Client: *Weston Solutions*

CRG Project ID: *27221e*

CRG ID#: 57309	Sample: G-2	TOP	Date Sampled: 20-Sep-07 07:50
Replicate #: R1	Description: LADPW MDR		Date Received: 20-Sep-07
DILUTION FACTOR: 1	Matrix: Sediment		

CONSTITUENT	FRACTION	METHOD	RESULT	UNITS	MDL	RL	DATE PROCESSED	DATE ANALYZED	BATCH ID
Endrin Ketone	NA	EPA 8270Cm	ND	ng/dry g	1	5	04-Oct-07	20-Oct-07	27221e-31067
Heptachlor	NA	EPA 8270Cm	ND	ng/dry g	1	5	04-Oct-07	20-Oct-07	27221e-31067
Heptachlor Epoxide	NA	EPA 8270Cm	ND	ng/dry g	1	5	04-Oct-07	20-Oct-07	27221e-31067
Methoxychlor	NA	EPA 8270Cm	ND	ng/dry g	1	5	04-Oct-07	20-Oct-07	27221e-31067
Mirex	NA	EPA 8270Cm	ND	ng/dry g	1	5	04-Oct-07	20-Oct-07	27221e-31067
Oxychlordane	NA	EPA 8270Cm	ND	ng/dry g	1	5	04-Oct-07	20-Oct-07	27221e-31067
Perthane	NA	EPA 8270Cm	ND	ng/dry g	5	10	04-Oct-07	20-Oct-07	27221e-31067
Total Chlordane	NA	EPA 8270Cm		ng/dry g			04-Oct-07	20-Oct-07	27221e-31067
Total Detectable DDTs	NA	EPA 8270Cm	66.7	ng/dry g			04-Oct-07	20-Oct-07	27221e-31067
Toxaphene	NA	EPA 8270Cm	ND	ng/dry g	10	50	04-Oct-07	20-Oct-07	27221e-31067
trans-Nonachlor	NA	EPA 8270Cm	ND	ng/dry g	1	5	04-Oct-07	20-Oct-07	27221e-31067

MDL= Method Detection Limit (CFR 40 Part 136); RL= Reporting Limit; J= Estimated Value below the RL and above the MDL; ND= Not Detected; NA= Not Applicable; MI = Matrix Interference

California ELAP Certificate # 2261
57309 R1

CRG Marine Laboratories, Inc.

2020 Del Amo Blvd., Suite 200, Torrance, CA 90501-1206 (310) 533-5190 FAX (310) 533-5003 crglabs@sbcglobal.net

Chlorinated Pesticides

Client: *Weston Solutions*

CRG Project ID: *27221e*

CRG ID#: 57310	Sample: G-2	BOTTOM	Date Sampled: 20-Sep-07 07:50
Replicate #: R1	Description: LADPW MDR		Date Received: 20-Sep-07
DILUTION FACTOR: 1	Matrix: Sediment		

CONSTITUENT	FRACTION	METHOD	RESULT	UNITS	MDL	RL	DATE PROCESSED	DATE ANALYZED	BATCH ID
(PCB030)	NA	EPA 8270Cm	62	% Recovery			04-Oct-07	20-Oct-07	27221e-31067
(PCB112)	NA	EPA 8270Cm	72	% Recovery			04-Oct-07	20-Oct-07	27221e-31067
(PCB198)	NA	EPA 8270Cm	78	% Recovery			04-Oct-07	20-Oct-07	27221e-31067
(TCMX)	NA	EPA 8270Cm	59	% Recovery			04-Oct-07	20-Oct-07	27221e-31067
2,4'-DDD	NA	EPA 8270Cm	14.9	ng/dry g	1	5	04-Oct-07	20-Oct-07	27221e-31067
2,4'-DDE	NA	EPA 8270Cm	J 2.5	ng/dry g	1	5	04-Oct-07	20-Oct-07	27221e-31067
2,4'-DDT	NA	EPA 8270Cm	ND	ng/dry g	1	5	04-Oct-07	20-Oct-07	27221e-31067
4,4'-DDD	NA	EPA 8270Cm	29.4	ng/dry g	1	5	04-Oct-07	20-Oct-07	27221e-31067
4,4'-DDE	NA	EPA 8270Cm	63.9	ng/dry g	1	5	04-Oct-07	20-Oct-07	27221e-31067
4,4'-DDT	NA	EPA 8270Cm	J 4.9	ng/dry g	1	5	04-Oct-07	20-Oct-07	27221e-31067
Aldrin	NA	EPA 8270Cm	ND	ng/dry g	1	5	04-Oct-07	20-Oct-07	27221e-31067
BHC-alpha	NA	EPA 8270Cm	ND	ng/dry g	1	5	04-Oct-07	20-Oct-07	27221e-31067
BHC-beta	NA	EPA 8270Cm	ND	ng/dry g	1	5	04-Oct-07	20-Oct-07	27221e-31067
BHC-delta	NA	EPA 8270Cm	ND	ng/dry g	1	5	04-Oct-07	20-Oct-07	27221e-31067
BHC-gamma	NA	EPA 8270Cm	ND	ng/dry g	1	5	04-Oct-07	20-Oct-07	27221e-31067
Chlordane-alpha	NA	EPA 8270Cm	ND	ng/dry g	1	5	04-Oct-07	20-Oct-07	27221e-31067
Chlordane-gamma	NA	EPA 8270Cm	ND	ng/dry g	1	5	04-Oct-07	20-Oct-07	27221e-31067
cis-Nonachlor	NA	EPA 8270Cm	ND	ng/dry g	1	5	04-Oct-07	20-Oct-07	27221e-31067
DCPA (Dacthal)	NA	EPA 8270Cm	ND	ng/dry g	5	10	04-Oct-07	20-Oct-07	27221e-31067
Dicofol	NA	EPA 8270Cm	6.7	ng/dry g	1	5	04-Oct-07	20-Oct-07	27221e-31067
Dieldrin	NA	EPA 8270Cm	ND	ng/dry g	1	5	04-Oct-07	20-Oct-07	27221e-31067
Endosulfan Sulfate	NA	EPA 8270Cm	ND	ng/dry g	1	5	04-Oct-07	20-Oct-07	27221e-31067
Endosulfan-I	NA	EPA 8270Cm	ND	ng/dry g	1	5	04-Oct-07	20-Oct-07	27221e-31067
Endosulfan-II	NA	EPA 8270Cm	ND	ng/dry g	1	5	04-Oct-07	20-Oct-07	27221e-31067
Endrin	NA	EPA 8270Cm	ND	ng/dry g	1	5	04-Oct-07	20-Oct-07	27221e-31067
Endrin Aldehyde	NA	EPA 8270Cm	ND	ng/dry g	1	5	04-Oct-07	20-Oct-07	27221e-31067

MDL= Method Detection Limit (CFR 40 Part 136); RL= Reporting Limit; J= Estimated Value below the RL and above the MDL; ND= Not Detected; NA= Not Applicable; MI = Matrix Interference

California ELAP Certificate # 2261
57310 R1

CRG Marine Laboratories, Inc.

2020 Del Amo Blvd., Suite 200, Torrance, CA 90501-1206 (310) 533-5190 FAX (310) 533-5003 crglabs@sbcglobal.net

Chlorinated Pesticides

Client: *Weston Solutions*

CRG Project ID: *27221e*

CRG ID#: 57310

Sample: G-2 BOTTOM

Date Sampled: 20-Sep-07 07:50

Replicate #: R1

Description: LADPW MDR

Date Received: 20-Sep-07

DILUTION FACTOR: 1

Matrix: Sediment

CONSTITUENT	FRACTION	METHOD	RESULT	UNITS	MDL	RL	DATE PROCESSED	DATE ANALYZED	BATCH ID
Endrin Ketone	NA	EPA 8270Cm	ND	ng/dry g	1	5	04-Oct-07	20-Oct-07	27221e-31067
Heptachlor	NA	EPA 8270Cm	ND	ng/dry g	1	5	04-Oct-07	20-Oct-07	27221e-31067
Heptachlor Epoxide	NA	EPA 8270Cm	ND	ng/dry g	1	5	04-Oct-07	20-Oct-07	27221e-31067
Methoxychlor	NA	EPA 8270Cm	ND	ng/dry g	1	5	04-Oct-07	20-Oct-07	27221e-31067
Mirex	NA	EPA 8270Cm	ND	ng/dry g	1	5	04-Oct-07	20-Oct-07	27221e-31067
Oxychlorane	NA	EPA 8270Cm	ND	ng/dry g	1	5	04-Oct-07	20-Oct-07	27221e-31067
Perthane	NA	EPA 8270Cm	ND	ng/dry g	5	10	04-Oct-07	20-Oct-07	27221e-31067
Total Chlordane	NA	EPA 8270Cm		ng/dry g			04-Oct-07	20-Oct-07	27221e-31067
Total Detectable DDTs	NA	EPA 8270Cm	115.6	ng/dry g			04-Oct-07	20-Oct-07	27221e-31067
Toxaphene	NA	EPA 8270Cm	ND	ng/dry g	10	50	04-Oct-07	20-Oct-07	27221e-31067
trans-Nonachlor	NA	EPA 8270Cm	ND	ng/dry g	1	5	04-Oct-07	20-Oct-07	27221e-31067

MDL= Method Detection Limit (CFR 40 Part 136); RL= Reporting Limit; J= Estimated Value below the RL and above the MDL; ND= Not Detected; NA= Not Applicable; MI = Matrix Interference

California ELAP Certificate # 2261

57310 R1

CRG Marine Laboratories, Inc.

2020 Del Amo Blvd., Suite 200, Torrance, CA 90501-1206 (310) 533-5190 FAX (310) 533-5003 crglabs@sbcglobal.net

Chlorinated Pesticides

Client: *Weston Solutions*

CRG Project ID: *27221e*

CRG ID#: 57311	Sample: H-2	TOP	Date Sampled: 19-Sep-07 16:45
Replicate #: R1	Description: LADPW MDR		Date Received: 20-Sep-07
DILUTION FACTOR: 1	Matrix: Sediment		

CONSTITUENT	FRACTION	METHOD	RESULT	UNITS	MDL	RL	DATE PROCESSED	DATE ANALYZED	BATCH ID
(PCB030)	NA	EPA 8270Cm	60	% Recovery			04-Oct-07	20-Oct-07	27221e-31067
(PCB112)	NA	EPA 8270Cm	70	% Recovery			04-Oct-07	20-Oct-07	27221e-31067
(PCB198)	NA	EPA 8270Cm	74	% Recovery			04-Oct-07	20-Oct-07	27221e-31067
(TCMX)	NA	EPA 8270Cm	58	% Recovery			04-Oct-07	20-Oct-07	27221e-31067
2,4'-DDD	NA	EPA 8270Cm	J 4.9	ng/dry g	1	5	04-Oct-07	20-Oct-07	27221e-31067
2,4'-DDE	NA	EPA 8270Cm	J 2.2	ng/dry g	1	5	04-Oct-07	20-Oct-07	27221e-31067
2,4'-DDT	NA	EPA 8270Cm	ND	ng/dry g	1	5	04-Oct-07	20-Oct-07	27221e-31067
4,4'-DDD	NA	EPA 8270Cm	16.2	ng/dry g	1	5	04-Oct-07	20-Oct-07	27221e-31067
4,4'-DDE	NA	EPA 8270Cm	29.4	ng/dry g	1	5	04-Oct-07	20-Oct-07	27221e-31067
4,4'-DDT	NA	EPA 8270Cm	J 4.2	ng/dry g	1	5	04-Oct-07	20-Oct-07	27221e-31067
Aldrin	NA	EPA 8270Cm	ND	ng/dry g	1	5	04-Oct-07	20-Oct-07	27221e-31067
BHC-alpha	NA	EPA 8270Cm	ND	ng/dry g	1	5	04-Oct-07	20-Oct-07	27221e-31067
BHC-beta	NA	EPA 8270Cm	ND	ng/dry g	1	5	04-Oct-07	20-Oct-07	27221e-31067
BHC-delta	NA	EPA 8270Cm	ND	ng/dry g	1	5	04-Oct-07	20-Oct-07	27221e-31067
BHC-gamma	NA	EPA 8270Cm	ND	ng/dry g	1	5	04-Oct-07	20-Oct-07	27221e-31067
Chlordane-alpha	NA	EPA 8270Cm	ND	ng/dry g	1	5	04-Oct-07	20-Oct-07	27221e-31067
Chlordane-gamma	NA	EPA 8270Cm	ND	ng/dry g	1	5	04-Oct-07	20-Oct-07	27221e-31067
cis-Nonachlor	NA	EPA 8270Cm	ND	ng/dry g	1	5	04-Oct-07	20-Oct-07	27221e-31067
DCPA (Dacthal)	NA	EPA 8270Cm	ND	ng/dry g	5	10	04-Oct-07	20-Oct-07	27221e-31067
Dicofol	NA	EPA 8270Cm	19.1	ng/dry g	1	5	04-Oct-07	20-Oct-07	27221e-31067
Dieldrin	NA	EPA 8270Cm	ND	ng/dry g	1	5	04-Oct-07	20-Oct-07	27221e-31067
Endosulfan Sulfate	NA	EPA 8270Cm	ND	ng/dry g	1	5	04-Oct-07	20-Oct-07	27221e-31067
Endosulfan-I	NA	EPA 8270Cm	ND	ng/dry g	1	5	04-Oct-07	20-Oct-07	27221e-31067
Endosulfan-II	NA	EPA 8270Cm	ND	ng/dry g	1	5	04-Oct-07	20-Oct-07	27221e-31067
Endrin	NA	EPA 8270Cm	ND	ng/dry g	1	5	04-Oct-07	20-Oct-07	27221e-31067
Endrin Aldehyde	NA	EPA 8270Cm	ND	ng/dry g	1	5	04-Oct-07	20-Oct-07	27221e-31067

MDL= Method Detection Limit (CFR 40 Part 136); RL= Reporting Limit; J= Estimated Value below the RL and above the MDL; ND= Not Detected; NA= Not Applicable; MI = Matrix Interference

California ELAP Certificate # 2261
57311 R1

CRG Marine Laboratories, Inc.

2020 Del Amo Blvd., Suite 200, Torrance, CA 90501-1206 (310) 533-5190 FAX (310) 533-5003 crglabs@sbcglobal.net

Chlorinated Pesticides

Client: *Weston Solutions*

CRG Project ID: *27221e*

CRG ID#: 57311

Sample: H-2 TOP

Date Sampled: 19-Sep-07 16:45

Replicate #: R1

Description: LADPW MDR

Date Received: 20-Sep-07

DILUTION FACTOR: 1

Matrix: Sediment

CONSTITUENT	FRACTION	METHOD	RESULT	UNITS	MDL	RL	DATE PROCESSED	DATE ANALYZED	BATCH ID
Endrin Ketone	NA	EPA 8270Cm	ND	ng/dry g	1	5	04-Oct-07	20-Oct-07	27221e-31067
Heptachlor	NA	EPA 8270Cm	ND	ng/dry g	1	5	04-Oct-07	20-Oct-07	27221e-31067
Heptachlor Epoxide	NA	EPA 8270Cm	ND	ng/dry g	1	5	04-Oct-07	20-Oct-07	27221e-31067
Methoxychlor	NA	EPA 8270Cm	ND	ng/dry g	1	5	04-Oct-07	20-Oct-07	27221e-31067
Mirex	NA	EPA 8270Cm	ND	ng/dry g	1	5	04-Oct-07	20-Oct-07	27221e-31067
Oxychlorane	NA	EPA 8270Cm	ND	ng/dry g	1	5	04-Oct-07	20-Oct-07	27221e-31067
Perthane	NA	EPA 8270Cm	ND	ng/dry g	5	10	04-Oct-07	20-Oct-07	27221e-31067
Total Chlordane	NA	EPA 8270Cm		ng/dry g			04-Oct-07	20-Oct-07	27221e-31067
Total Detectable DDTs	NA	EPA 8270Cm	56.9	ng/dry g			04-Oct-07	20-Oct-07	27221e-31067
Toxaphene	NA	EPA 8270Cm	ND	ng/dry g	10	50	04-Oct-07	20-Oct-07	27221e-31067
trans-Nonachlor	NA	EPA 8270Cm	ND	ng/dry g	1	5	04-Oct-07	20-Oct-07	27221e-31067

MDL= Method Detection Limit (CFR 40 Part 136); RL= Reporting Limit; J= Estimated Value below the RL and above the MDL; ND= Not Detected; NA= Not Applicable; MI = Matrix Interference

California ELAP Certificate # 2261

57311 R1

CRG Marine Laboratories, Inc.

2020 Del Amo Blvd., Suite 200, Torrance, CA 90501-1206 (310) 533-5190 FAX (310) 533-5003 crglabs@sbcglobal.net

Chlorinated Pesticides

Client: *Weston Solutions*

CRG Project ID: *27221e*

CRG ID#: 57312	Sample: H-2	BOTTOM	Date Sampled: 19-Sep-07 16:45
Replicate #: R1	Description: LADPW MDR		Date Received: 20-Sep-07
DILUTION FACTOR: 1	Matrix: Sediment		

CONSTITUENT	FRACTION	METHOD	RESULT	UNITS	MDL	RL	DATE PROCESSED	DATE ANALYZED	BATCH ID
(PCB030)	NA	EPA 8270Cm	69	% Recovery			04-Oct-07	20-Oct-07	27221e-31067
(PCB112)	NA	EPA 8270Cm	76	% Recovery			04-Oct-07	20-Oct-07	27221e-31067
(PCB198)	NA	EPA 8270Cm	83	% Recovery			04-Oct-07	20-Oct-07	27221e-31067
(TCMX)	NA	EPA 8270Cm	67	% Recovery			04-Oct-07	20-Oct-07	27221e-31067
2,4'-DDD	NA	EPA 8270Cm	5.6	ng/dry g	1	5	04-Oct-07	20-Oct-07	27221e-31067
2,4'-DDE	NA	EPA 8270Cm	J 2.2	ng/dry g	1	5	04-Oct-07	20-Oct-07	27221e-31067
2,4'-DDT	NA	EPA 8270Cm	ND	ng/dry g	1	5	04-Oct-07	20-Oct-07	27221e-31067
4,4'-DDD	NA	EPA 8270Cm	19.6	ng/dry g	1	5	04-Oct-07	20-Oct-07	27221e-31067
4,4'-DDE	NA	EPA 8270Cm	33	ng/dry g	1	5	04-Oct-07	20-Oct-07	27221e-31067
4,4'-DDT	NA	EPA 8270Cm	14.9	ng/dry g	1	5	04-Oct-07	20-Oct-07	27221e-31067
Aldrin	NA	EPA 8270Cm	ND	ng/dry g	1	5	04-Oct-07	20-Oct-07	27221e-31067
BHC-alpha	NA	EPA 8270Cm	ND	ng/dry g	1	5	04-Oct-07	20-Oct-07	27221e-31067
BHC-beta	NA	EPA 8270Cm	ND	ng/dry g	1	5	04-Oct-07	20-Oct-07	27221e-31067
BHC-delta	NA	EPA 8270Cm	ND	ng/dry g	1	5	04-Oct-07	20-Oct-07	27221e-31067
BHC-gamma	NA	EPA 8270Cm	ND	ng/dry g	1	5	04-Oct-07	20-Oct-07	27221e-31067
Chlordane-alpha	NA	EPA 8270Cm	ND	ng/dry g	1	5	04-Oct-07	20-Oct-07	27221e-31067
Chlordane-gamma	NA	EPA 8270Cm	ND	ng/dry g	1	5	04-Oct-07	20-Oct-07	27221e-31067
cis-Nonachlor	NA	EPA 8270Cm	ND	ng/dry g	1	5	04-Oct-07	20-Oct-07	27221e-31067
DCPA (Dacthal)	NA	EPA 8270Cm	ND	ng/dry g	5	10	04-Oct-07	20-Oct-07	27221e-31067
Dicofol	NA	EPA 8270Cm	11.2	ng/dry g	1	5	04-Oct-07	20-Oct-07	27221e-31067
Dieldrin	NA	EPA 8270Cm	ND	ng/dry g	1	5	04-Oct-07	20-Oct-07	27221e-31067
Endosulfan Sulfate	NA	EPA 8270Cm	ND	ng/dry g	1	5	04-Oct-07	20-Oct-07	27221e-31067
Endosulfan-I	NA	EPA 8270Cm	ND	ng/dry g	1	5	04-Oct-07	20-Oct-07	27221e-31067
Endosulfan-II	NA	EPA 8270Cm	ND	ng/dry g	1	5	04-Oct-07	20-Oct-07	27221e-31067
Endrin	NA	EPA 8270Cm	ND	ng/dry g	1	5	04-Oct-07	20-Oct-07	27221e-31067
Endrin Aldehyde	NA	EPA 8270Cm	ND	ng/dry g	1	5	04-Oct-07	20-Oct-07	27221e-31067

MDL= Method Detection Limit (CFR 40 Part 136); RL= Reporting Limit; J= Estimated Value below the RL and above the MDL; ND= Not Detected; NA= Not Applicable; MI = Matrix Interference

California ELAP Certificate # 2261
57312 R1

CRG Marine Laboratories, Inc.

2020 Del Amo Blvd., Suite 200, Torrance, CA 90501-1206 (310) 533-5190 FAX (310) 533-5003 crglabs@sbcglobal.net

Chlorinated Pesticides

Client: *Weston Solutions*

CRG Project ID: *27221e*

CRG ID#: 57312

Sample: H-2 BOTTOM

Date Sampled: 19-Sep-07 16:45

Replicate #: R1

Description: LADPW MDR

Date Received: 20-Sep-07

DILUTION FACTOR: 1

Matrix: Sediment

CONSTITUENT	FRACTION	METHOD	RESULT	UNITS	MDL	RL	DATE PROCESSED	DATE ANALYZED	BATCH ID
Endrin Ketone	NA	EPA 8270Cm	ND	ng/dry g	1	5	04-Oct-07	20-Oct-07	27221e-31067
Heptachlor	NA	EPA 8270Cm	ND	ng/dry g	1	5	04-Oct-07	20-Oct-07	27221e-31067
Heptachlor Epoxide	NA	EPA 8270Cm	ND	ng/dry g	1	5	04-Oct-07	20-Oct-07	27221e-31067
Methoxychlor	NA	EPA 8270Cm	ND	ng/dry g	1	5	04-Oct-07	20-Oct-07	27221e-31067
Mirex	NA	EPA 8270Cm	ND	ng/dry g	1	5	04-Oct-07	20-Oct-07	27221e-31067
Oxychlordane	NA	EPA 8270Cm	ND	ng/dry g	1	5	04-Oct-07	20-Oct-07	27221e-31067
Perthane	NA	EPA 8270Cm	ND	ng/dry g	5	10	04-Oct-07	20-Oct-07	27221e-31067
Total Chlordane	NA	EPA 8270Cm		ng/dry g			04-Oct-07	20-Oct-07	27221e-31067
Total Detectable DDTs	NA	EPA 8270Cm	75.3	ng/dry g			04-Oct-07	20-Oct-07	27221e-31067
Toxaphene	NA	EPA 8270Cm	ND	ng/dry g	10	50	04-Oct-07	20-Oct-07	27221e-31067
trans-Nonachlor	NA	EPA 8270Cm	ND	ng/dry g	1	5	04-Oct-07	20-Oct-07	27221e-31067

MDL= Method Detection Limit (CFR 40 Part 136); RL= Reporting Limit; J= Estimated Value below the RL and above the MDL; ND= Not Detected; NA= Not Applicable; MI = Matrix Interference

California ELAP Certificate # 2261

57312 R1

CRG Marine Laboratories, Inc.

2020 Del Amo Blvd., Suite 200, Torrance, CA 90501-1206 (310) 533-5190 FAX (310) 533-5003 crglabs@sbcglobal.net

Chlorinated Pesticides

Client: *Weston Solutions*

CRG Project ID: *27221e*

CRG ID#: 57313	Sample: B-2	TOP	Date Sampled: 19-Sep-07 15:30
Replicate #: R1	Description: LADPW MDR		Date Received: 20-Sep-07
DILUTION FACTOR: 1	Matrix: Sediment		

CONSTITUENT	FRACTION	METHOD	RESULT	UNITS	MDL	RL	DATE PROCESSED	DATE ANALYZED	BATCH ID
(PCB030)	NA	EPA 8270Cm	64	% Recovery			04-Oct-07	20-Oct-07	27221e-31067
(PCB112)	NA	EPA 8270Cm	75	% Recovery			04-Oct-07	20-Oct-07	27221e-31067
(PCB198)	NA	EPA 8270Cm	84	% Recovery			04-Oct-07	20-Oct-07	27221e-31067
(TCMX)	NA	EPA 8270Cm	60	% Recovery			04-Oct-07	20-Oct-07	27221e-31067
2,4'-DDD	NA	EPA 8270Cm	ND	ng/dry g	1	5	04-Oct-07	20-Oct-07	27221e-31067
2,4'-DDE	NA	EPA 8270Cm	ND	ng/dry g	1	5	04-Oct-07	20-Oct-07	27221e-31067
2,4'-DDT	NA	EPA 8270Cm	ND	ng/dry g	1	5	04-Oct-07	20-Oct-07	27221e-31067
4,4'-DDD	NA	EPA 8270Cm	ND	ng/dry g	1	5	04-Oct-07	20-Oct-07	27221e-31067
4,4'-DDE	NA	EPA 8270Cm	J 2.5	ng/dry g	1	5	04-Oct-07	20-Oct-07	27221e-31067
4,4'-DDT	NA	EPA 8270Cm	J 2.3	ng/dry g	1	5	04-Oct-07	20-Oct-07	27221e-31067
Aldrin	NA	EPA 8270Cm	ND	ng/dry g	1	5	04-Oct-07	20-Oct-07	27221e-31067
BHC-alpha	NA	EPA 8270Cm	ND	ng/dry g	1	5	04-Oct-07	20-Oct-07	27221e-31067
BHC-beta	NA	EPA 8270Cm	ND	ng/dry g	1	5	04-Oct-07	20-Oct-07	27221e-31067
BHC-delta	NA	EPA 8270Cm	ND	ng/dry g	1	5	04-Oct-07	20-Oct-07	27221e-31067
BHC-gamma	NA	EPA 8270Cm	ND	ng/dry g	1	5	04-Oct-07	20-Oct-07	27221e-31067
Chlordane-alpha	NA	EPA 8270Cm	ND	ng/dry g	1	5	04-Oct-07	20-Oct-07	27221e-31067
Chlordane-gamma	NA	EPA 8270Cm	ND	ng/dry g	1	5	04-Oct-07	20-Oct-07	27221e-31067
cis-Nonachlor	NA	EPA 8270Cm	ND	ng/dry g	1	5	04-Oct-07	20-Oct-07	27221e-31067
DCPA (Dacthal)	NA	EPA 8270Cm	ND	ng/dry g	5	10	04-Oct-07	20-Oct-07	27221e-31067
Dicofol	NA	EPA 8270Cm	ND	ng/dry g	1	5	04-Oct-07	20-Oct-07	27221e-31067
Dieldrin	NA	EPA 8270Cm	ND	ng/dry g	1	5	04-Oct-07	20-Oct-07	27221e-31067
Endosulfan Sulfate	NA	EPA 8270Cm	ND	ng/dry g	1	5	04-Oct-07	20-Oct-07	27221e-31067
Endosulfan-I	NA	EPA 8270Cm	ND	ng/dry g	1	5	04-Oct-07	20-Oct-07	27221e-31067
Endosulfan-II	NA	EPA 8270Cm	ND	ng/dry g	1	5	04-Oct-07	20-Oct-07	27221e-31067
Endrin	NA	EPA 8270Cm	ND	ng/dry g	1	5	04-Oct-07	20-Oct-07	27221e-31067
Endrin Aldehyde	NA	EPA 8270Cm	ND	ng/dry g	1	5	04-Oct-07	20-Oct-07	27221e-31067

MDL= Method Detection Limit (CFR 40 Part 136); RL= Reporting Limit; J= Estimated Value below the RL and above the MDL; ND= Not Detected; NA= Not Applicable; MI = Matrix Interference

California ELAP Certificate # 2261
57313 R1

CRG Marine Laboratories, Inc.

2020 Del Amo Blvd., Suite 200, Torrance, CA 90501-1206 (310) 533-5190 FAX (310) 533-5003 crglabs@sbcglobal.net

Chlorinated Pesticides

Client: *Weston Solutions*

CRG Project ID: *27221e*

CRG ID#: 57313

Sample: B-2 TOP

Date Sampled: 19-Sep-07 15:30

Replicate #: R1

Description: LADPW MDR

Date Received: 20-Sep-07

DILUTION FACTOR: 1

Matrix: Sediment

CONSTITUENT	FRACTION	METHOD	RESULT	UNITS	MDL	RL	DATE PROCESSED	DATE ANALYZED	BATCH ID
Endrin Ketone	NA	EPA 8270Cm	ND	ng/dry g	1	5	04-Oct-07	20-Oct-07	27221e-31067
Heptachlor	NA	EPA 8270Cm	ND	ng/dry g	1	5	04-Oct-07	20-Oct-07	27221e-31067
Heptachlor Epoxide	NA	EPA 8270Cm	ND	ng/dry g	1	5	04-Oct-07	20-Oct-07	27221e-31067
Methoxychlor	NA	EPA 8270Cm	ND	ng/dry g	1	5	04-Oct-07	20-Oct-07	27221e-31067
Mirex	NA	EPA 8270Cm	ND	ng/dry g	1	5	04-Oct-07	20-Oct-07	27221e-31067
Oxychlordane	NA	EPA 8270Cm	ND	ng/dry g	1	5	04-Oct-07	20-Oct-07	27221e-31067
Perthane	NA	EPA 8270Cm	ND	ng/dry g	5	10	04-Oct-07	20-Oct-07	27221e-31067
Total Chlordane	NA	EPA 8270Cm		ng/dry g			04-Oct-07	20-Oct-07	27221e-31067
Total Detectable DDTs	NA	EPA 8270Cm	4.8	ng/dry g			04-Oct-07	20-Oct-07	27221e-31067
Toxaphene	NA	EPA 8270Cm	ND	ng/dry g	10	50	04-Oct-07	20-Oct-07	27221e-31067
trans-Nonachlor	NA	EPA 8270Cm	ND	ng/dry g	1	5	04-Oct-07	20-Oct-07	27221e-31067

MDL= Method Detection Limit (CFR 40 Part 136); RL= Reporting Limit; J= Estimated Value below the RL and above the MDL; ND= Not Detected; NA= Not Applicable; MI = Matrix Interference

California ELAP Certificate # 2261
57313 R1

CRG Marine Laboratories, Inc.

2020 Del Amo Blvd., Suite 200, Torrance, CA 90501-1206 (310) 533-5190 FAX (310) 533-5003 crglabs@sbcglobal.net

Chlorinated Pesticides

Client: *Weston Solutions*

CRG Project ID: *27221e*

CRG ID#: 57314	Sample: B-2	BOTTOM	Date Sampled: 19-Sep-07 15:30
Replicate #: R1	Description: LADPW MDR		Date Received: 20-Sep-07
DILUTION FACTOR: 1	Matrix: Sediment		

CONSTITUENT	FRACTION	METHOD	RESULT	UNITS	MDL	RL	DATE PROCESSED	DATE ANALYZED	BATCH ID
(PCB030)	NA	EPA 8270Cm	66	% Recovery			04-Oct-07	20-Oct-07	27221e-31067
(PCB112)	NA	EPA 8270Cm	76	% Recovery			04-Oct-07	20-Oct-07	27221e-31067
(PCB198)	NA	EPA 8270Cm	84	% Recovery			04-Oct-07	20-Oct-07	27221e-31067
(TCMX)	NA	EPA 8270Cm	64	% Recovery			04-Oct-07	20-Oct-07	27221e-31067
2,4'-DDD	NA	EPA 8270Cm	ND	ng/dry g	1	5	04-Oct-07	20-Oct-07	27221e-31067
2,4'-DDE	NA	EPA 8270Cm	ND	ng/dry g	1	5	04-Oct-07	20-Oct-07	27221e-31067
2,4'-DDT	NA	EPA 8270Cm	ND	ng/dry g	1	5	04-Oct-07	20-Oct-07	27221e-31067
4,4'-DDD	NA	EPA 8270Cm	ND	ng/dry g	1	5	04-Oct-07	20-Oct-07	27221e-31067
4,4'-DDE	NA	EPA 8270Cm	J 1.5	ng/dry g	1	5	04-Oct-07	20-Oct-07	27221e-31067
4,4'-DDT	NA	EPA 8270Cm	J 2.1	ng/dry g	1	5	04-Oct-07	20-Oct-07	27221e-31067
Aldrin	NA	EPA 8270Cm	ND	ng/dry g	1	5	04-Oct-07	20-Oct-07	27221e-31067
BHC-alpha	NA	EPA 8270Cm	ND	ng/dry g	1	5	04-Oct-07	20-Oct-07	27221e-31067
BHC-beta	NA	EPA 8270Cm	ND	ng/dry g	1	5	04-Oct-07	20-Oct-07	27221e-31067
BHC-delta	NA	EPA 8270Cm	ND	ng/dry g	1	5	04-Oct-07	20-Oct-07	27221e-31067
BHC-gamma	NA	EPA 8270Cm	ND	ng/dry g	1	5	04-Oct-07	20-Oct-07	27221e-31067
Chlordane-alpha	NA	EPA 8270Cm	ND	ng/dry g	1	5	04-Oct-07	20-Oct-07	27221e-31067
Chlordane-gamma	NA	EPA 8270Cm	ND	ng/dry g	1	5	04-Oct-07	20-Oct-07	27221e-31067
cis-Nonachlor	NA	EPA 8270Cm	ND	ng/dry g	1	5	04-Oct-07	20-Oct-07	27221e-31067
DCPA (Dacthal)	NA	EPA 8270Cm	ND	ng/dry g	5	10	04-Oct-07	20-Oct-07	27221e-31067
Dicofol	NA	EPA 8270Cm	ND	ng/dry g	1	5	04-Oct-07	20-Oct-07	27221e-31067
Dieldrin	NA	EPA 8270Cm	ND	ng/dry g	1	5	04-Oct-07	20-Oct-07	27221e-31067
Endosulfan Sulfate	NA	EPA 8270Cm	ND	ng/dry g	1	5	04-Oct-07	20-Oct-07	27221e-31067
Endosulfan-I	NA	EPA 8270Cm	ND	ng/dry g	1	5	04-Oct-07	20-Oct-07	27221e-31067
Endosulfan-II	NA	EPA 8270Cm	ND	ng/dry g	1	5	04-Oct-07	20-Oct-07	27221e-31067
Endrin	NA	EPA 8270Cm	ND	ng/dry g	1	5	04-Oct-07	20-Oct-07	27221e-31067
Endrin Aldehyde	NA	EPA 8270Cm	ND	ng/dry g	1	5	04-Oct-07	20-Oct-07	27221e-31067

MDL= Method Detection Limit (CFR 40 Part 136); RL= Reporting Limit; J= Estimated Value below the RL and above the MDL; ND= Not Detected; NA= Not Applicable; MI = Matrix Interference

California ELAP Certificate # 2261
57314 R1

CRG Marine Laboratories, Inc.

2020 Del Amo Blvd., Suite 200, Torrance, CA 90501-1206 (310) 533-5190 FAX (310) 533-5003 crglabs@sbcglobal.net

Chlorinated Pesticides

Client: *Weston Solutions*

CRG Project ID: *27221e*

CRG ID#: 57314

Sample: B-2 BOTTOM

Date Sampled: 19-Sep-07 15:30

Replicate #: R1

Description: LADPW MDR

Date Received: 20-Sep-07

DILUTION FACTOR: 1

Matrix: Sediment

CONSTITUENT	FRACTION	METHOD	RESULT	UNITS	MDL	RL	DATE PROCESSED	DATE ANALYZED	BATCH ID
Endrin Ketone	NA	EPA 8270Cm	ND	ng/dry g	1	5	04-Oct-07	20-Oct-07	27221e-31067
Heptachlor	NA	EPA 8270Cm	ND	ng/dry g	1	5	04-Oct-07	20-Oct-07	27221e-31067
Heptachlor Epoxide	NA	EPA 8270Cm	ND	ng/dry g	1	5	04-Oct-07	20-Oct-07	27221e-31067
Methoxychlor	NA	EPA 8270Cm	ND	ng/dry g	1	5	04-Oct-07	20-Oct-07	27221e-31067
Mirex	NA	EPA 8270Cm	ND	ng/dry g	1	5	04-Oct-07	20-Oct-07	27221e-31067
Oxychlorane	NA	EPA 8270Cm	ND	ng/dry g	1	5	04-Oct-07	20-Oct-07	27221e-31067
Perthane	NA	EPA 8270Cm	ND	ng/dry g	5	10	04-Oct-07	20-Oct-07	27221e-31067
Total Chlordane	NA	EPA 8270Cm		ng/dry g			04-Oct-07	20-Oct-07	27221e-31067
Total Detectable DDTs	NA	EPA 8270Cm	3.6	ng/dry g			04-Oct-07	20-Oct-07	27221e-31067
Toxaphene	NA	EPA 8270Cm	ND	ng/dry g	10	50	04-Oct-07	20-Oct-07	27221e-31067
trans-Nonachlor	NA	EPA 8270Cm	ND	ng/dry g	1	5	04-Oct-07	20-Oct-07	27221e-31067

MDL= Method Detection Limit (CFR 40 Part 136); RL= Reporting Limit; J= Estimated Value below the RL and above the MDL; ND= Not Detected; NA= Not Applicable; MI = Matrix Interference

California ELAP Certificate # 2261
57314 R1

CRG Marine Laboratories, Inc.

2020 Del Amo Blvd., Suite 200, Torrance, CA 90501-1206 (310) 533-5190 FAX (310) 533-5003 crglabs@sbcglobal.net

Chlorinated Pesticides

Client: *Weston Solutions*

CRG Project ID: *27221e*

CRG ID#: 57315	Sample: H-1	TOP	Date Sampled: 20-Sep-07 12:15
Replicate #: R1	Description: LADPW MDR		Date Received: 20-Sep-07
DILUTION FACTOR: 1	Matrix: Sediment		

CONSTITUENT	FRACTION	METHOD	RESULT	UNITS	MDL	RL	DATE PROCESSED	DATE ANALYZED	BATCH ID
(PCB030)	NA	EPA 8270Cm	63	% Recovery			04-Oct-07	20-Oct-07	27221e-31067
(PCB112)	NA	EPA 8270Cm	69	% Recovery			04-Oct-07	20-Oct-07	27221e-31067
(PCB198)	NA	EPA 8270Cm	71	% Recovery			04-Oct-07	20-Oct-07	27221e-31067
(TCMX)	NA	EPA 8270Cm	61	% Recovery			04-Oct-07	20-Oct-07	27221e-31067
2,4'-DDD	NA	EPA 8270Cm	ND	ng/dry g	1	5	04-Oct-07	20-Oct-07	27221e-31067
2,4'-DDE	NA	EPA 8270Cm	ND	ng/dry g	1	5	04-Oct-07	20-Oct-07	27221e-31067
2,4'-DDT	NA	EPA 8270Cm	ND	ng/dry g	1	5	04-Oct-07	20-Oct-07	27221e-31067
4,4'-DDD	NA	EPA 8270Cm	J 3.1	ng/dry g	1	5	04-Oct-07	20-Oct-07	27221e-31067
4,4'-DDE	NA	EPA 8270Cm	10.2	ng/dry g	1	5	04-Oct-07	20-Oct-07	27221e-31067
4,4'-DDT	NA	EPA 8270Cm	ND	ng/dry g	1	5	04-Oct-07	20-Oct-07	27221e-31067
Aldrin	NA	EPA 8270Cm	ND	ng/dry g	1	5	04-Oct-07	20-Oct-07	27221e-31067
BHC-alpha	NA	EPA 8270Cm	ND	ng/dry g	1	5	04-Oct-07	20-Oct-07	27221e-31067
BHC-beta	NA	EPA 8270Cm	ND	ng/dry g	1	5	04-Oct-07	20-Oct-07	27221e-31067
BHC-delta	NA	EPA 8270Cm	ND	ng/dry g	1	5	04-Oct-07	20-Oct-07	27221e-31067
BHC-gamma	NA	EPA 8270Cm	ND	ng/dry g	1	5	04-Oct-07	20-Oct-07	27221e-31067
Chlordane-alpha	NA	EPA 8270Cm	ND	ng/dry g	1	5	04-Oct-07	20-Oct-07	27221e-31067
Chlordane-gamma	NA	EPA 8270Cm	ND	ng/dry g	1	5	04-Oct-07	20-Oct-07	27221e-31067
cis-Nonachlor	NA	EPA 8270Cm	ND	ng/dry g	1	5	04-Oct-07	20-Oct-07	27221e-31067
DCPA (Dacthal)	NA	EPA 8270Cm	ND	ng/dry g	5	10	04-Oct-07	20-Oct-07	27221e-31067
Dicofol	NA	EPA 8270Cm	ND	ng/dry g	1	5	04-Oct-07	20-Oct-07	27221e-31067
Dieldrin	NA	EPA 8270Cm	ND	ng/dry g	1	5	04-Oct-07	20-Oct-07	27221e-31067
Endosulfan Sulfate	NA	EPA 8270Cm	ND	ng/dry g	1	5	04-Oct-07	20-Oct-07	27221e-31067
Endosulfan-I	NA	EPA 8270Cm	ND	ng/dry g	1	5	04-Oct-07	20-Oct-07	27221e-31067
Endosulfan-II	NA	EPA 8270Cm	ND	ng/dry g	1	5	04-Oct-07	20-Oct-07	27221e-31067
Endrin	NA	EPA 8270Cm	ND	ng/dry g	1	5	04-Oct-07	20-Oct-07	27221e-31067
Endrin Aldehyde	NA	EPA 8270Cm	ND	ng/dry g	1	5	04-Oct-07	20-Oct-07	27221e-31067

MDL= Method Detection Limit (CFR 40 Part 136); RL= Reporting Limit; J= Estimated Value below the RL and above the MDL; ND= Not Detected; NA= Not Applicable; MI = Matrix Interference

California ELAP Certificate # 2261
57315 R1

CRG Marine Laboratories, Inc.

2020 Del Amo Blvd., Suite 200, Torrance, CA 90501-1206 (310) 533-5190 FAX (310) 533-5003 crglabs@sbcglobal.net

Chlorinated Pesticides

Client: *Weston Solutions*

CRG Project ID: *27221e*

CRG ID#: 57315

Sample: H-1 TOP

Date Sampled: 20-Sep-07 12:15

Replicate #: R1

Description: LADPW MDR

Date Received: 20-Sep-07

DILUTION FACTOR: 1

Matrix: Sediment

CONSTITUENT	FRACTION	METHOD	RESULT	UNITS	MDL	RL	DATE PROCESSED	DATE ANALYZED	BATCH ID
Endrin Ketone	NA	EPA 8270Cm	ND	ng/dry g	1	5	04-Oct-07	20-Oct-07	27221e-31067
Heptachlor	NA	EPA 8270Cm	ND	ng/dry g	1	5	04-Oct-07	20-Oct-07	27221e-31067
Heptachlor Epoxide	NA	EPA 8270Cm	ND	ng/dry g	1	5	04-Oct-07	20-Oct-07	27221e-31067
Methoxychlor	NA	EPA 8270Cm	ND	ng/dry g	1	5	04-Oct-07	20-Oct-07	27221e-31067
Mirex	NA	EPA 8270Cm	ND	ng/dry g	1	5	04-Oct-07	20-Oct-07	27221e-31067
Oxychlorane	NA	EPA 8270Cm	ND	ng/dry g	1	5	04-Oct-07	20-Oct-07	27221e-31067
Perthane	NA	EPA 8270Cm	ND	ng/dry g	5	10	04-Oct-07	20-Oct-07	27221e-31067
Total Chlordane	NA	EPA 8270Cm		ng/dry g			04-Oct-07	20-Oct-07	27221e-31067
Total Detectable DDTs	NA	EPA 8270Cm	13.3	ng/dry g			04-Oct-07	20-Oct-07	27221e-31067
Toxaphene	NA	EPA 8270Cm	ND	ng/dry g	10	50	04-Oct-07	20-Oct-07	27221e-31067
trans-Nonachlor	NA	EPA 8270Cm	ND	ng/dry g	1	5	04-Oct-07	20-Oct-07	27221e-31067

MDL= Method Detection Limit (CFR 40 Part 136); RL= Reporting Limit; J= Estimated Value below the RL and above the MDL; ND= Not Detected; NA= Not Applicable; MI = Matrix Interference

California ELAP Certificate # 2261

57315 R1

CRG Marine Laboratories, Inc.

2020 Del Amo Blvd., Suite 200, Torrance, CA 90501-1206 (310) 533-5190 FAX (310) 533-5003 crglabs@sbcglobal.net

Chlorinated Pesticides

Client: *Weston Solutions*

CRG Project ID: *27221e*

CRG ID#: 57316	Sample: H-1	BOTTOM	Date Sampled: 20-Sep-07 12:15
Replicate #: R1	Description: LADPW MDR		Date Received: 20-Sep-07
DILUTION FACTOR: 1	Matrix: Sediment		

CONSTITUENT	FRACTION	METHOD	RESULT	UNITS	MDL	RL	DATE PROCESSED	DATE ANALYZED	BATCH ID
(PCB030)	NA	EPA 8270Cm	53	% Recovery			04-Oct-07	20-Oct-07	27221e-31067
(PCB112)	NA	EPA 8270Cm	59	% Recovery			04-Oct-07	20-Oct-07	27221e-31067
(PCB198)	NA	EPA 8270Cm	65	% Recovery			04-Oct-07	20-Oct-07	27221e-31067
(TCMX)	NA	EPA 8270Cm	51	% Recovery			04-Oct-07	20-Oct-07	27221e-31067
2,4'-DDD	NA	EPA 8270Cm	ND	ng/dry g	1	5	04-Oct-07	20-Oct-07	27221e-31067
2,4'-DDE	NA	EPA 8270Cm	J 1.4	ng/dry g	1	5	04-Oct-07	20-Oct-07	27221e-31067
2,4'-DDT	NA	EPA 8270Cm	ND	ng/dry g	1	5	04-Oct-07	20-Oct-07	27221e-31067
4,4'-DDD	NA	EPA 8270Cm	J 4.2	ng/dry g	1	5	04-Oct-07	20-Oct-07	27221e-31067
4,4'-DDE	NA	EPA 8270Cm	13.4	ng/dry g	1	5	04-Oct-07	20-Oct-07	27221e-31067
4,4'-DDT	NA	EPA 8270Cm	ND	ng/dry g	1	5	04-Oct-07	20-Oct-07	27221e-31067
Aldrin	NA	EPA 8270Cm	ND	ng/dry g	1	5	04-Oct-07	20-Oct-07	27221e-31067
BHC-alpha	NA	EPA 8270Cm	ND	ng/dry g	1	5	04-Oct-07	20-Oct-07	27221e-31067
BHC-beta	NA	EPA 8270Cm	ND	ng/dry g	1	5	04-Oct-07	20-Oct-07	27221e-31067
BHC-delta	NA	EPA 8270Cm	ND	ng/dry g	1	5	04-Oct-07	20-Oct-07	27221e-31067
BHC-gamma	NA	EPA 8270Cm	ND	ng/dry g	1	5	04-Oct-07	20-Oct-07	27221e-31067
Chlordane-alpha	NA	EPA 8270Cm	ND	ng/dry g	1	5	04-Oct-07	20-Oct-07	27221e-31067
Chlordane-gamma	NA	EPA 8270Cm	J 1.4	ng/dry g	1	5	04-Oct-07	20-Oct-07	27221e-31067
cis-Nonachlor	NA	EPA 8270Cm	J 1.2	ng/dry g	1	5	04-Oct-07	20-Oct-07	27221e-31067
DCPA (Dacthal)	NA	EPA 8270Cm	ND	ng/dry g	5	10	04-Oct-07	20-Oct-07	27221e-31067
Dicofol	NA	EPA 8270Cm	ND	ng/dry g	1	5	04-Oct-07	20-Oct-07	27221e-31067
Dieldrin	NA	EPA 8270Cm	ND	ng/dry g	1	5	04-Oct-07	20-Oct-07	27221e-31067
Endosulfan Sulfate	NA	EPA 8270Cm	ND	ng/dry g	1	5	04-Oct-07	20-Oct-07	27221e-31067
Endosulfan-I	NA	EPA 8270Cm	ND	ng/dry g	1	5	04-Oct-07	20-Oct-07	27221e-31067
Endosulfan-II	NA	EPA 8270Cm	ND	ng/dry g	1	5	04-Oct-07	20-Oct-07	27221e-31067
Endrin	NA	EPA 8270Cm	ND	ng/dry g	1	5	04-Oct-07	20-Oct-07	27221e-31067
Endrin Aldehyde	NA	EPA 8270Cm	ND	ng/dry g	1	5	04-Oct-07	20-Oct-07	27221e-31067

MDL= Method Detection Limit (CFR 40 Part 136); RL= Reporting Limit; J= Estimated Value below the RL and above the MDL; ND= Not Detected; NA= Not Applicable; MI = Matrix Interference

California ELAP Certificate # 2261
57316 R1

CRG Marine Laboratories, Inc.

2020 Del Amo Blvd., Suite 200, Torrance, CA 90501-1206 (310) 533-5190 FAX (310) 533-5003 crglabs@sbcglobal.net

Chlorinated Pesticides

Client: *Weston Solutions*

CRG Project ID: *27221e*

CRG ID#: 57316

Sample: H-1

BOTTOM

Date Sampled: 20-Sep-07 12:15

Replicate #: R1

Description: LADPW MDR

Date Received: 20-Sep-07

DILUTION FACTOR: 1

Matrix: Sediment

CONSTITUENT	FRACTION	METHOD	RESULT	UNITS	MDL	RL	DATE PROCESSED	DATE ANALYZED	BATCH ID
Endrin Ketone	NA	EPA 8270Cm	ND	ng/dry g	1	5	04-Oct-07	20-Oct-07	27221e-31067
Heptachlor	NA	EPA 8270Cm	ND	ng/dry g	1	5	04-Oct-07	20-Oct-07	27221e-31067
Heptachlor Epoxide	NA	EPA 8270Cm	ND	ng/dry g	1	5	04-Oct-07	20-Oct-07	27221e-31067
Methoxychlor	NA	EPA 8270Cm	ND	ng/dry g	1	5	04-Oct-07	20-Oct-07	27221e-31067
Mirex	NA	EPA 8270Cm	ND	ng/dry g	1	5	04-Oct-07	20-Oct-07	27221e-31067
Oxychlorane	NA	EPA 8270Cm	ND	ng/dry g	1	5	04-Oct-07	20-Oct-07	27221e-31067
Perthane	NA	EPA 8270Cm	ND	ng/dry g	5	10	04-Oct-07	20-Oct-07	27221e-31067
Total Chlordane	NA	EPA 8270Cm	2.6	ng/dry g			04-Oct-07	20-Oct-07	27221e-31067
Total Detectable DDTs	NA	EPA 8270Cm	19	ng/dry g			04-Oct-07	20-Oct-07	27221e-31067
Toxaphene	NA	EPA 8270Cm	ND	ng/dry g	10	50	04-Oct-07	20-Oct-07	27221e-31067
trans-Nonachlor	NA	EPA 8270Cm	ND	ng/dry g	1	5	04-Oct-07	20-Oct-07	27221e-31067

MDL= Method Detection Limit (CFR 40 Part 136); RL= Reporting Limit; J= Estimated Value below the RL and above the MDL; ND= Not Detected; NA= Not Applicable; MI = Matrix Interference

California ELAP Certificate # 2261

57316 R1

CRG Marine Laboratories, Inc.

2020 Del Amo Blvd., Suite 200, Torrance, CA 90501-1206 (310) 533-5190 FAX (310) 533-5003 crglabs@sbcglobal.net

Chlorinated Pesticides

Client: *Weston Solutions*

CRG Project ID: *27221e*

CRG ID#: 57316	Sample: H-1	BOTTOM	Date Sampled: 20-Sep-07 12:15
Replicate #: R2	Description: LADPW MDR		Date Received: 20-Sep-07
DILUTION FACTOR: 1	Matrix: Sediment		

CONSTITUENT	FRACTION	METHOD	RESULT	UNITS	MDL	RL	DATE PROCESSED	DATE ANALYZED	BATCH ID
(PCB030)	NA	EPA 8270Cm	61	% Recovery			04-Oct-07	20-Oct-07	27221e-31067
(PCB112)	NA	EPA 8270Cm	71	% Recovery			04-Oct-07	20-Oct-07	27221e-31067
(PCB198)	NA	EPA 8270Cm	81	% Recovery			04-Oct-07	20-Oct-07	27221e-31067
(TCMX)	NA	EPA 8270Cm	58	% Recovery			04-Oct-07	20-Oct-07	27221e-31067
2,4'-DDD	NA	EPA 8270Cm	ND	ng/dry g	1	5	04-Oct-07	20-Oct-07	27221e-31067
2,4'-DDE	NA	EPA 8270Cm	J 1.5	ng/dry g	1	5	04-Oct-07	20-Oct-07	27221e-31067
2,4'-DDT	NA	EPA 8270Cm	ND	ng/dry g	1	5	04-Oct-07	20-Oct-07	27221e-31067
4,4'-DDD	NA	EPA 8270Cm	6.1	ng/dry g	1	5	04-Oct-07	20-Oct-07	27221e-31067
4,4'-DDE	NA	EPA 8270Cm	19.3	ng/dry g	1	5	04-Oct-07	20-Oct-07	27221e-31067
4,4'-DDT	NA	EPA 8270Cm	ND	ng/dry g	1	5	04-Oct-07	20-Oct-07	27221e-31067
Aldrin	NA	EPA 8270Cm	ND	ng/dry g	1	5	04-Oct-07	20-Oct-07	27221e-31067
BHC-alpha	NA	EPA 8270Cm	ND	ng/dry g	1	5	04-Oct-07	20-Oct-07	27221e-31067
BHC-beta	NA	EPA 8270Cm	ND	ng/dry g	1	5	04-Oct-07	20-Oct-07	27221e-31067
BHC-delta	NA	EPA 8270Cm	ND	ng/dry g	1	5	04-Oct-07	20-Oct-07	27221e-31067
BHC-gamma	NA	EPA 8270Cm	ND	ng/dry g	1	5	04-Oct-07	20-Oct-07	27221e-31067
Chlordane-alpha	NA	EPA 8270Cm	J 1.2	ng/dry g	1	5	04-Oct-07	20-Oct-07	27221e-31067
Chlordane-gamma	NA	EPA 8270Cm	J 1.6	ng/dry g	1	5	04-Oct-07	20-Oct-07	27221e-31067
cis-Nonachlor	NA	EPA 8270Cm	J 1.4	ng/dry g	1	5	04-Oct-07	20-Oct-07	27221e-31067
DCPA (Dacthal)	NA	EPA 8270Cm	ND	ng/dry g	5	10	04-Oct-07	20-Oct-07	27221e-31067
Dicofol	NA	EPA 8270Cm	ND	ng/dry g	1	5	04-Oct-07	20-Oct-07	27221e-31067
Dieldrin	NA	EPA 8270Cm	ND	ng/dry g	1	5	04-Oct-07	20-Oct-07	27221e-31067
Endosulfan Sulfate	NA	EPA 8270Cm	ND	ng/dry g	1	5	04-Oct-07	20-Oct-07	27221e-31067
Endosulfan-I	NA	EPA 8270Cm	ND	ng/dry g	1	5	04-Oct-07	20-Oct-07	27221e-31067
Endosulfan-II	NA	EPA 8270Cm	ND	ng/dry g	1	5	04-Oct-07	20-Oct-07	27221e-31067
Endrin	NA	EPA 8270Cm	ND	ng/dry g	1	5	04-Oct-07	20-Oct-07	27221e-31067
Endrin Aldehyde	NA	EPA 8270Cm	ND	ng/dry g	1	5	04-Oct-07	20-Oct-07	27221e-31067

MDL= Method Detection Limit (CFR 40 Part 136); RL= Reporting Limit; J= Estimated Value below the RL and above the MDL; ND= Not Detected; NA= Not Applicable; MI = Matrix Interference

California ELAP Certificate # 2261
57316 R2

CRG Marine Laboratories, Inc.

2020 Del Amo Blvd., Suite 200, Torrance, CA 90501-1206 (310) 533-5190 FAX (310) 533-5003 crglabs@sbcglobal.net

Chlorinated Pesticides

Client: *Weston Solutions*

CRG Project ID: *27221e*

CRG ID#: 57316

Sample: H-1

BOTTOM

Date Sampled: 20-Sep-07 12:15

Replicate #: R2

Description: LADPW MDR

Date Received: 20-Sep-07

DILUTION FACTOR: 1

Matrix: Sediment

CONSTITUENT	FRACTION	METHOD	RESULT	UNITS	MDL	RL	DATE PROCESSED	DATE ANALYZED	BATCH ID
Endrin Ketone	NA	EPA 8270Cm	ND	ng/dry g	1	5	04-Oct-07	20-Oct-07	27221e-31067
Heptachlor	NA	EPA 8270Cm	ND	ng/dry g	1	5	04-Oct-07	20-Oct-07	27221e-31067
Heptachlor Epoxide	NA	EPA 8270Cm	ND	ng/dry g	1	5	04-Oct-07	20-Oct-07	27221e-31067
Methoxychlor	NA	EPA 8270Cm	ND	ng/dry g	1	5	04-Oct-07	20-Oct-07	27221e-31067
Mirex	NA	EPA 8270Cm	ND	ng/dry g	1	5	04-Oct-07	20-Oct-07	27221e-31067
Oxychlordane	NA	EPA 8270Cm	ND	ng/dry g	1	5	04-Oct-07	20-Oct-07	27221e-31067
Perthane	NA	EPA 8270Cm	ND	ng/dry g	5	10	04-Oct-07	20-Oct-07	27221e-31067
Total Chlordane	NA	EPA 8270Cm	5.5	ng/dry g			04-Oct-07	20-Oct-07	27221e-31067
Total Detectable DDTs	NA	EPA 8270Cm	26.9	ng/dry g			04-Oct-07	20-Oct-07	27221e-31067
Toxaphene	NA	EPA 8270Cm	ND	ng/dry g	10	50	04-Oct-07	20-Oct-07	27221e-31067
trans-Nonachlor	NA	EPA 8270Cm	J 1.3	ng/dry g	1	5	04-Oct-07	20-Oct-07	27221e-31067

MDL= Method Detection Limit (CFR 40 Part 136); RL= Reporting Limit; J= Estimated Value below the RL and above the MDL; ND= Not Detected; NA= Not Applicable; MI = Matrix Interference

California ELAP Certificate # 2261
57316 R2

AROCLOR-BASED PCB RESULTS

CRG Marine Laboratories, Inc.

2020 Del Amo Blvd., Suite 200, Torrance, CA 90501-1206 (310) 533-5190 FAX (310) 533-5003 crglabs@sbcglobal.net

Aroclor PCBs

Client: *Weston Solutions*

CRG Project ID: *27221e*

CRG ID#: 57296

Sample: D-2 TOP

Date Sampled: 19-Sep-07 09:10

Replicate #: R1

Description: LADPW MDR

Date Received: 19-Sep-07

DILUTION FACTOR: 1

Matrix: Sediment

CONSTITUENT	FRACTION	METHOD	RESULT	UNITS	MDL	RL	DATE PROCESSED	DATE ANALYZED	BATCH ID
Aroclor 1016	NA	EPA 8270Cm	ND	ng/dry g	10	20	04-Oct-07	20-Oct-07	27221e-31067
Aroclor 1221	NA	EPA 8270Cm	ND	ng/dry g	10	20	04-Oct-07	20-Oct-07	27221e-31067
Aroclor 1232	NA	EPA 8270Cm	ND	ng/dry g	10	20	04-Oct-07	20-Oct-07	27221e-31067
Aroclor 1242	NA	EPA 8270Cm	ND	ng/dry g	10	20	04-Oct-07	20-Oct-07	27221e-31067
Aroclor 1248	NA	EPA 8270Cm	ND	ng/dry g	10	20	04-Oct-07	20-Oct-07	27221e-31067
Aroclor 1254	NA	EPA 8270Cm	J 19.9	ng/dry g	10	20	04-Oct-07	20-Oct-07	27221e-31067
Aroclor 1260	NA	EPA 8270Cm	ND	ng/dry g	10	20	04-Oct-07	20-Oct-07	27221e-31067

MDL= Method Detection Limit (CFR 40 Part 136); RL= Reporting Limit; J= Estimated Value below the RL and above the MDL; ND= Not Detected; NA= Not Applicable; MI = Matrix Interference

California ELAP Certificate # 2261
57296 R1

CRG Marine Laboratories, Inc.

2020 Del Amo Blvd., Suite 200, Torrance, CA 90501-1206 (310) 533-5190 FAX (310) 533-5003 crglabs@sbcglobal.net

Aroclor PCBs

Client: *Weston Solutions*

CRG Project ID: *27221e*

CRG ID#: 57297

Sample: C-1 TOP

Date Sampled: 19-Sep-07 11:20

Replicate #: R1

Description: LADPW MDR

Date Received: 19-Sep-07

DILUTION FACTOR: 1

Matrix: Sediment

CONSTITUENT	FRACTION	METHOD	RESULT	UNITS	MDL	RL	DATE PROCESSED	DATE ANALYZED	BATCH ID
Aroclor 1016	NA	EPA 8270Cm	ND	ng/dry g	10	20	04-Oct-07	20-Oct-07	27221e-31067
Aroclor 1221	NA	EPA 8270Cm	ND	ng/dry g	10	20	04-Oct-07	20-Oct-07	27221e-31067
Aroclor 1232	NA	EPA 8270Cm	ND	ng/dry g	10	20	04-Oct-07	20-Oct-07	27221e-31067
Aroclor 1242	NA	EPA 8270Cm	ND	ng/dry g	10	20	04-Oct-07	20-Oct-07	27221e-31067
Aroclor 1248	NA	EPA 8270Cm	ND	ng/dry g	10	20	04-Oct-07	20-Oct-07	27221e-31067
Aroclor 1254	NA	EPA 8270Cm	24.6	ng/dry g	10	20	04-Oct-07	20-Oct-07	27221e-31067
Aroclor 1260	NA	EPA 8270Cm	ND	ng/dry g	10	20	04-Oct-07	20-Oct-07	27221e-31067

MDL= Method Detection Limit (CFR 40 Part 136); RL= Reporting Limit; J= Estimated Value below the RL and above the MDL; ND= Not Detected; NA= Not Applicable; MI = Matrix Interference

California ELAP Certificate # 2261
57297 R1

CRG Marine Laboratories, Inc.

2020 Del Amo Blvd., Suite 200, Torrance, CA 90501-1206 (310) 533-5190 FAX (310) 533-5003 crglabs@sbcglobal.net

Aroclor PCBs

Client: *Weston Solutions*

CRG Project ID: *27221e*

CRG ID#: 57298

Sample: C-1 BOTTOM

Date Sampled: 19-Sep-07 11:20

Replicate #: R1

Description: LADPW MDR

Date Received: 19-Sep-07

DILUTION FACTOR: 1

Matrix: Sediment

CONSTITUENT	FRACTION	METHOD	RESULT	UNITS	MDL	RL	DATE PROCESSED	DATE ANALYZED	BATCH ID
Aroclor 1016	NA	EPA 8270Cm	ND	ng/dry g	10	20	04-Oct-07	20-Oct-07	27221e-31067
Aroclor 1221	NA	EPA 8270Cm	ND	ng/dry g	10	20	04-Oct-07	20-Oct-07	27221e-31067
Aroclor 1232	NA	EPA 8270Cm	ND	ng/dry g	10	20	04-Oct-07	20-Oct-07	27221e-31067
Aroclor 1242	NA	EPA 8270Cm	ND	ng/dry g	10	20	04-Oct-07	20-Oct-07	27221e-31067
Aroclor 1248	NA	EPA 8270Cm	ND	ng/dry g	10	20	04-Oct-07	20-Oct-07	27221e-31067
Aroclor 1254	NA	EPA 8270Cm	21.9	ng/dry g	10	20	04-Oct-07	20-Oct-07	27221e-31067
Aroclor 1260	NA	EPA 8270Cm	ND	ng/dry g	10	20	04-Oct-07	20-Oct-07	27221e-31067

MDL= Method Detection Limit (CFR 40 Part 136); RL= Reporting Limit; J= Estimated Value below the RL and above the MDL; ND= Not Detected; NA= Not Applicable; MI = Matrix Interference

California ELAP Certificate # 2261
57298 R1

CRG Marine Laboratories, Inc.

2020 Del Amo Blvd., Suite 200, Torrance, CA 90501-1206 (310) 533-5190 FAX (310) 533-5003 crglabs@sbcglobal.net

Aroclor PCBs

Client: *Weston Solutions*

CRG Project ID: *27221e*

CRG ID#: 57299

Sample: E-2 TOP

Date Sampled: 18-Sep-07 14:45

Replicate #: R1

Description: LADPW MDR

Date Received: 19-Sep-07

DILUTION FACTOR: 1

Matrix: Sediment

CONSTITUENT	FRACTION	METHOD	RESULT	UNITS	MDL	RL	DATE PROCESSED	DATE ANALYZED	BATCH ID
Aroclor 1016	NA	EPA 8270Cm	ND	ng/dry g	10	20	04-Oct-07	20-Oct-07	27221e-31067
Aroclor 1221	NA	EPA 8270Cm	ND	ng/dry g	10	20	04-Oct-07	20-Oct-07	27221e-31067
Aroclor 1232	NA	EPA 8270Cm	ND	ng/dry g	10	20	04-Oct-07	20-Oct-07	27221e-31067
Aroclor 1242	NA	EPA 8270Cm	ND	ng/dry g	10	20	04-Oct-07	20-Oct-07	27221e-31067
Aroclor 1248	NA	EPA 8270Cm	ND	ng/dry g	10	20	04-Oct-07	20-Oct-07	27221e-31067
Aroclor 1254	NA	EPA 8270Cm	J 12.1	ng/dry g	10	20	04-Oct-07	20-Oct-07	27221e-31067
Aroclor 1260	NA	EPA 8270Cm	ND	ng/dry g	10	20	04-Oct-07	20-Oct-07	27221e-31067

MDL= Method Detection Limit (CFR 40 Part 136); RL= Reporting Limit; J= Estimated Value below the RL and above the MDL; ND= Not Detected; NA= Not Applicable; MI = Matrix Interference

California ELAP Certificate # 2261
57299 R1

CRG Marine Laboratories, Inc.

2020 Del Amo Blvd., Suite 200, Torrance, CA 90501-1206 (310) 533-5190 FAX (310) 533-5003 crglabs@sbcglobal.net

Aroclor PCBs

Client: *Weston Solutions*

CRG Project ID: *27221e*

CRG ID#: 57300

Sample: B-1 TOP

Date Sampled: 19-Sep-07 14:15

Replicate #: R1

Description: LADPW MDR

Date Received: 19-Sep-07

DILUTION FACTOR: 1

Matrix: Sediment

CONSTITUENT	FRACTION	METHOD	RESULT	UNITS	MDL	RL	DATE PROCESSED	DATE ANALYZED	BATCH ID
Aroclor 1016	NA	EPA 8270Cm	ND	ng/dry g	10	20	04-Oct-07	20-Oct-07	27221e-31067
Aroclor 1221	NA	EPA 8270Cm	ND	ng/dry g	10	20	04-Oct-07	20-Oct-07	27221e-31067
Aroclor 1232	NA	EPA 8270Cm	ND	ng/dry g	10	20	04-Oct-07	20-Oct-07	27221e-31067
Aroclor 1242	NA	EPA 8270Cm	ND	ng/dry g	10	20	04-Oct-07	20-Oct-07	27221e-31067
Aroclor 1248	NA	EPA 8270Cm	ND	ng/dry g	10	20	04-Oct-07	20-Oct-07	27221e-31067
Aroclor 1254	NA	EPA 8270Cm	49.7	ng/dry g	10	20	04-Oct-07	20-Oct-07	27221e-31067
Aroclor 1260	NA	EPA 8270Cm	ND	ng/dry g	10	20	04-Oct-07	20-Oct-07	27221e-31067

MDL= Method Detection Limit (CFR 40 Part 136); RL= Reporting Limit; J= Estimated Value below the RL and above the MDL; ND= Not Detected; NA= Not Applicable; MI = Matrix Interference

California ELAP Certificate # 2261
57300 R1

CRG Marine Laboratories, Inc.

2020 Del Amo Blvd., Suite 200, Torrance, CA 90501-1206 (310) 533-5190 FAX (310) 533-5003 crglabs@sbcglobal.net

Aroclor PCBs

Client: *Weston Solutions*

CRG Project ID: *27221e*

CRG ID#: 57301

Sample: B-1

BOTTOM

Date Sampled: 19-Sep-07 14:15

Replicate #: R1

Description: LADPW MDR

Date Received: 19-Sep-07

DILUTION FACTOR: 1

Matrix: Sediment

CONSTITUENT	FRACTION	METHOD	RESULT	UNITS	MDL	RL	DATE PROCESSED	DATE ANALYZED	BATCH ID
Aroclor 1016	NA	EPA 8270Cm	ND	ng/dry g	10	20	04-Oct-07	20-Oct-07	27221e-31067
Aroclor 1221	NA	EPA 8270Cm	ND	ng/dry g	10	20	04-Oct-07	20-Oct-07	27221e-31067
Aroclor 1232	NA	EPA 8270Cm	ND	ng/dry g	10	20	04-Oct-07	20-Oct-07	27221e-31067
Aroclor 1242	NA	EPA 8270Cm	J 13	ng/dry g	10	20	04-Oct-07	20-Oct-07	27221e-31067
Aroclor 1248	NA	EPA 8270Cm	ND	ng/dry g	10	20	04-Oct-07	20-Oct-07	27221e-31067
Aroclor 1254	NA	EPA 8270Cm	39.9	ng/dry g	10	20	04-Oct-07	20-Oct-07	27221e-31067
Aroclor 1260	NA	EPA 8270Cm	ND	ng/dry g	10	20	04-Oct-07	20-Oct-07	27221e-31067

MDL= Method Detection Limit (CFR 40 Part 136); RL= Reporting Limit; J= Estimated Value below the RL and above the MDL; ND= Not Detected; NA= Not Applicable; MI = Matrix Interference

California ELAP Certificate # 2261
57301 R1

CRG Marine Laboratories, Inc.

2020 Del Amo Blvd., Suite 200, Torrance, CA 90501-1206 (310) 533-5190 FAX (310) 533-5003 crglabs@sbcglobal.net

Aroclor PCBs

Client: *Weston Solutions*

CRG Project ID: *27221e*

CRG ID#: 57302

Sample: MC-1

BOTTOM

Date Sampled: 18-Sep-07 10:00

Replicate #: R1

Description: LADPW MDR

Date Received: 19-Sep-07

DILUTION FACTOR: 1

Matrix: Sediment

CONSTITUENT	FRACTION	METHOD	RESULT	UNITS	MDL	RL	DATE PROCESSED	DATE ANALYZED	BATCH ID
Aroclor 1016	NA	EPA 8270Cm	ND	ng/dry g	10	20	04-Oct-07	20-Oct-07	27221e-31067
Aroclor 1221	NA	EPA 8270Cm	ND	ng/dry g	10	20	04-Oct-07	20-Oct-07	27221e-31067
Aroclor 1232	NA	EPA 8270Cm	ND	ng/dry g	10	20	04-Oct-07	20-Oct-07	27221e-31067
Aroclor 1242	NA	EPA 8270Cm	ND	ng/dry g	10	20	04-Oct-07	20-Oct-07	27221e-31067
Aroclor 1248	NA	EPA 8270Cm	ND	ng/dry g	10	20	04-Oct-07	20-Oct-07	27221e-31067
Aroclor 1254	NA	EPA 8270Cm	ND	ng/dry g	10	20	04-Oct-07	20-Oct-07	27221e-31067
Aroclor 1260	NA	EPA 8270Cm	ND	ng/dry g	10	20	04-Oct-07	20-Oct-07	27221e-31067

MDL= Method Detection Limit (CFR 40 Part 136); RL= Reporting Limit; J= Estimated Value below the RL and above the MDL; ND= Not Detected; NA= Not Applicable; MI = Matrix Interference

California ELAP Certificate # 2261

57302 R1

CRG Marine Laboratories, Inc.

2020 Del Amo Blvd., Suite 200, Torrance, CA 90501-1206 (310) 533-5190 FAX (310) 533-5003 crglabs@sbcglobal.net

Aroclor PCBs

Client: *Weston Solutions*

CRG Project ID: *27221e*

CRG ID#: 57303

Sample: MC-1 TOP

Date Sampled: 18-Sep-07 10:00

Replicate #: R1

Description: LADPW MDR

Date Received: 19-Sep-07

DILUTION FACTOR: 1

Matrix: Sediment

CONSTITUENT	FRACTION	METHOD	RESULT	UNITS	MDL	RL	DATE PROCESSED	DATE ANALYZED	BATCH ID
Aroclor 1016	NA	EPA 8270Cm	ND	ng/dry g	10	20	04-Oct-07	20-Oct-07	27221e-31067
Aroclor 1221	NA	EPA 8270Cm	ND	ng/dry g	10	20	04-Oct-07	20-Oct-07	27221e-31067
Aroclor 1232	NA	EPA 8270Cm	ND	ng/dry g	10	20	04-Oct-07	20-Oct-07	27221e-31067
Aroclor 1242	NA	EPA 8270Cm	ND	ng/dry g	10	20	04-Oct-07	20-Oct-07	27221e-31067
Aroclor 1248	NA	EPA 8270Cm	ND	ng/dry g	10	20	04-Oct-07	20-Oct-07	27221e-31067
Aroclor 1254	NA	EPA 8270Cm	ND	ng/dry g	10	20	04-Oct-07	20-Oct-07	27221e-31067
Aroclor 1260	NA	EPA 8270Cm	ND	ng/dry g	10	20	04-Oct-07	20-Oct-07	27221e-31067

MDL= Method Detection Limit (CFR 40 Part 136); RL= Reporting Limit; J= Estimated Value below the RL and above the MDL; ND= Not Detected; NA= Not Applicable; MI = Matrix Interference

California ELAP Certificate # 2261
57303 R1

CRG Marine Laboratories, Inc.

2020 Del Amo Blvd., Suite 200, Torrance, CA 90501-1206 (310) 533-5190 FAX (310) 533-5003 crglabs@sbcglobal.net

Aroclor PCBs

Client: *Weston Solutions*

CRG Project ID: *27221e*

CRG ID#: 57304

Sample: A-1 TOP

Date Sampled: 20-Sep-07 11:10

Replicate #: R1

Description: LADPW MDR

Date Received: 20-Sep-07

DILUTION FACTOR: 1

Matrix: Sediment

CONSTITUENT	FRACTION	METHOD	RESULT	UNITS	MDL	RL	DATE PROCESSED	DATE ANALYZED	BATCH ID
Aroclor 1016	NA	EPA 8270Cm	ND	ng/dry g	10	20	04-Oct-07	20-Oct-07	27221e-31067
Aroclor 1221	NA	EPA 8270Cm	ND	ng/dry g	10	20	04-Oct-07	20-Oct-07	27221e-31067
Aroclor 1232	NA	EPA 8270Cm	ND	ng/dry g	10	20	04-Oct-07	20-Oct-07	27221e-31067
Aroclor 1242	NA	EPA 8270Cm	ND	ng/dry g	10	20	04-Oct-07	20-Oct-07	27221e-31067
Aroclor 1248	NA	EPA 8270Cm	ND	ng/dry g	10	20	04-Oct-07	20-Oct-07	27221e-31067
Aroclor 1254	NA	EPA 8270Cm	32.7	ng/dry g	10	20	04-Oct-07	20-Oct-07	27221e-31067
Aroclor 1260	NA	EPA 8270Cm	ND	ng/dry g	10	20	04-Oct-07	20-Oct-07	27221e-31067

MDL= Method Detection Limit (CFR 40 Part 136); RL= Reporting Limit; J= Estimated Value below the RL and above the MDL; ND= Not Detected; NA= Not Applicable; MI = Matrix Interference

California ELAP Certificate # 2261
57304 R1

CRG Marine Laboratories, Inc.

2020 Del Amo Blvd., Suite 200, Torrance, CA 90501-1206 (310) 533-5190 FAX (310) 533-5003 crglabs@sbcglobal.net

Aroclor PCBs

Client: *Weston Solutions*

CRG Project ID: *27221e*

CRG ID#: 57305

Sample: A-1

BOTTOM

Date Sampled: 20-Sep-07 11:10

Replicate #: R1

Description: LADPW MDR

Date Received: 20-Sep-07

DILUTION FACTOR: 1

Matrix: Sediment

CONSTITUENT	FRACTION	METHOD	RESULT	UNITS	MDL	RL	DATE PROCESSED	DATE ANALYZED	BATCH ID
Aroclor 1016	NA	EPA 8270Cm	ND	ng/dry g	10	20	04-Oct-07	20-Oct-07	27221e-31067
Aroclor 1221	NA	EPA 8270Cm	ND	ng/dry g	10	20	04-Oct-07	20-Oct-07	27221e-31067
Aroclor 1232	NA	EPA 8270Cm	ND	ng/dry g	10	20	04-Oct-07	20-Oct-07	27221e-31067
Aroclor 1242	NA	EPA 8270Cm	ND	ng/dry g	10	20	04-Oct-07	20-Oct-07	27221e-31067
Aroclor 1248	NA	EPA 8270Cm	ND	ng/dry g	10	20	04-Oct-07	20-Oct-07	27221e-31067
Aroclor 1254	NA	EPA 8270Cm	J 16.9	ng/dry g	10	20	04-Oct-07	20-Oct-07	27221e-31067
Aroclor 1260	NA	EPA 8270Cm	ND	ng/dry g	10	20	04-Oct-07	20-Oct-07	27221e-31067

MDL= Method Detection Limit (CFR 40 Part 136); RL= Reporting Limit; J= Estimated Value below the RL and above the MDL; ND= Not Detected; NA= Not Applicable; MI = Matrix Interference

California ELAP Certificate # 2261

57305 R1

CRG Marine Laboratories, Inc.

2020 Del Amo Blvd., Suite 200, Torrance, CA 90501-1206 (310) 533-5190 FAX (310) 533-5003 crglabs@sbcglobal.net

Aroclor PCBs

Client: *Weston Solutions*

CRG Project ID: *27221e*

CRG ID#: 57306

Sample: A-2 TOP

Date Sampled: 20-Sep-07 10:10

Replicate #: R1

Description: LADPW MDR

Date Received: 20-Sep-07

DILUTION FACTOR: 1

Matrix: Sediment

CONSTITUENT	FRACTION	METHOD	RESULT	UNITS	MDL	RL	DATE PROCESSED	DATE ANALYZED	BATCH ID
Aroclor 1016	NA	EPA 8270Cm	ND	ng/dry g	10	20	04-Oct-07	20-Oct-07	27221e-31067
Aroclor 1221	NA	EPA 8270Cm	ND	ng/dry g	10	20	04-Oct-07	20-Oct-07	27221e-31067
Aroclor 1232	NA	EPA 8270Cm	ND	ng/dry g	10	20	04-Oct-07	20-Oct-07	27221e-31067
Aroclor 1242	NA	EPA 8270Cm	ND	ng/dry g	10	20	04-Oct-07	20-Oct-07	27221e-31067
Aroclor 1248	NA	EPA 8270Cm	ND	ng/dry g	10	20	04-Oct-07	20-Oct-07	27221e-31067
Aroclor 1254	NA	EPA 8270Cm	26.3	ng/dry g	10	20	04-Oct-07	20-Oct-07	27221e-31067
Aroclor 1260	NA	EPA 8270Cm	ND	ng/dry g	10	20	04-Oct-07	20-Oct-07	27221e-31067

MDL= Method Detection Limit (CFR 40 Part 136); RL= Reporting Limit; J= Estimated Value below the RL and above the MDL; ND= Not Detected; NA= Not Applicable; MI = Matrix Interference

California ELAP Certificate # 2261
57306 R1

CRG Marine Laboratories, Inc.

2020 Del Amo Blvd., Suite 200, Torrance, CA 90501-1206 (310) 533-5190 FAX (310) 533-5003 crglabs@sbcglobal.net

Aroclor PCBs

Client: *Weston Solutions*

CRG Project ID: *27221e*

CRG ID#: 57307

Sample: G-1 TOP

Date Sampled: 20-Sep-07 09:00

Replicate #: R1

Description: LADPW MDR

Date Received: 20-Sep-07

DILUTION FACTOR: 1

Matrix: Sediment

CONSTITUENT	FRACTION	METHOD	RESULT	UNITS	MDL	RL	DATE PROCESSED	DATE ANALYZED	BATCH ID
Aroclor 1016	NA	EPA 8270Cm	ND	ng/dry g	10	20	04-Oct-07	20-Oct-07	27221e-31067
Aroclor 1221	NA	EPA 8270Cm	ND	ng/dry g	10	20	04-Oct-07	20-Oct-07	27221e-31067
Aroclor 1232	NA	EPA 8270Cm	ND	ng/dry g	10	20	04-Oct-07	20-Oct-07	27221e-31067
Aroclor 1242	NA	EPA 8270Cm	J 16.6	ng/dry g	10	20	04-Oct-07	20-Oct-07	27221e-31067
Aroclor 1248	NA	EPA 8270Cm	ND	ng/dry g	10	20	04-Oct-07	20-Oct-07	27221e-31067
Aroclor 1254	NA	EPA 8270Cm	38.4	ng/dry g	10	20	04-Oct-07	20-Oct-07	27221e-31067
Aroclor 1260	NA	EPA 8270Cm	J 11	ng/dry g	10	20	04-Oct-07	20-Oct-07	27221e-31067

MDL= Method Detection Limit (CFR 40 Part 136); RL= Reporting Limit; J= Estimated Value below the RL and above the MDL; ND= Not Detected; NA= Not Applicable; MI = Matrix Interference

California ELAP Certificate # 2261
57307 R1

CRG Marine Laboratories, Inc.

2020 Del Amo Blvd., Suite 200, Torrance, CA 90501-1206 (310) 533-5190 FAX (310) 533-5003 crglabs@sbcglobal.net

Aroclor PCBs

Client: *Weston Solutions*

CRG Project ID: *27221e*

CRG ID#: 57308

Sample: G-1

BOTTOM

Date Sampled: 20-Sep-07 09:00

Replicate #: R1

Description: LADPW MDR

Date Received: 20-Sep-07

DILUTION FACTOR: 1

Matrix: Sediment

CONSTITUENT	FRACTION	METHOD	RESULT	UNITS	MDL	RL	DATE PROCESSED	DATE ANALYZED	BATCH ID
Aroclor 1016	NA	EPA 8270Cm	ND	ng/dry g	10	20	04-Oct-07	20-Oct-07	27221e-31067
Aroclor 1221	NA	EPA 8270Cm	ND	ng/dry g	10	20	04-Oct-07	20-Oct-07	27221e-31067
Aroclor 1232	NA	EPA 8270Cm	ND	ng/dry g	10	20	04-Oct-07	20-Oct-07	27221e-31067
Aroclor 1242	NA	EPA 8270Cm	ND	ng/dry g	10	20	04-Oct-07	20-Oct-07	27221e-31067
Aroclor 1248	NA	EPA 8270Cm	ND	ng/dry g	10	20	04-Oct-07	20-Oct-07	27221e-31067
Aroclor 1254	NA	EPA 8270Cm	20.7	ng/dry g	10	20	04-Oct-07	20-Oct-07	27221e-31067
Aroclor 1260	NA	EPA 8270Cm	ND	ng/dry g	10	20	04-Oct-07	20-Oct-07	27221e-31067

MDL= Method Detection Limit (CFR 40 Part 136); RL= Reporting Limit; J= Estimated Value below the RL and above the MDL; ND= Not Detected; NA= Not Applicable; MI = Matrix Interference

California ELAP Certificate # 2261
57308 R1

CRG Marine Laboratories, Inc.

2020 Del Amo Blvd., Suite 200, Torrance, CA 90501-1206 (310) 533-5190 FAX (310) 533-5003 crglabs@sbcglobal.net

Aroclor PCBs

Client: *Weston Solutions*

CRG Project ID: *27221e*

CRG ID#: 57309

Sample: G-2 TOP

Date Sampled: 20-Sep-07 07:50

Replicate #: R1

Description: LADPW MDR

Date Received: 20-Sep-07

DILUTION FACTOR: 1

Matrix: Sediment

CONSTITUENT	FRACTION	METHOD	RESULT	UNITS	MDL	RL	DATE PROCESSED	DATE ANALYZED	BATCH ID
Aroclor 1016	NA	EPA 8270Cm	ND	ng/dry g	10	20	04-Oct-07	20-Oct-07	27221e-31067
Aroclor 1221	NA	EPA 8270Cm	ND	ng/dry g	10	20	04-Oct-07	20-Oct-07	27221e-31067
Aroclor 1232	NA	EPA 8270Cm	ND	ng/dry g	10	20	04-Oct-07	20-Oct-07	27221e-31067
Aroclor 1242	NA	EPA 8270Cm	ND	ng/dry g	10	20	04-Oct-07	20-Oct-07	27221e-31067
Aroclor 1248	NA	EPA 8270Cm	ND	ng/dry g	10	20	04-Oct-07	20-Oct-07	27221e-31067
Aroclor 1254	NA	EPA 8270Cm	J 10.1	ng/dry g	10	20	04-Oct-07	20-Oct-07	27221e-31067
Aroclor 1260	NA	EPA 8270Cm	ND	ng/dry g	10	20	04-Oct-07	20-Oct-07	27221e-31067

MDL= Method Detection Limit (CFR 40 Part 136); RL= Reporting Limit; J= Estimated Value below the RL and above the MDL; ND= Not Detected; NA= Not Applicable; MI = Matrix Interference

California ELAP Certificate # 2261
57309 R1

CRG Marine Laboratories, Inc.

2020 Del Amo Blvd., Suite 200, Torrance, CA 90501-1206 (310) 533-5190 FAX (310) 533-5003 crglabs@sbcglobal.net

Aroclor PCBs

Client: *Weston Solutions*

CRG Project ID: *27221e*

CRG ID#: 57310

Sample: G-2 BOTTOM

Date Sampled: 20-Sep-07 07:50

Replicate #: R1

Description: LADPW MDR

Date Received: 20-Sep-07

DILUTION FACTOR: 1

Matrix: Sediment

CONSTITUENT	FRACTION	METHOD	RESULT	UNITS	MDL	RL	DATE PROCESSED	DATE ANALYZED	BATCH ID
Aroclor 1016	NA	EPA 8270Cm	ND	ng/dry g	10	20	04-Oct-07	20-Oct-07	27221e-31067
Aroclor 1221	NA	EPA 8270Cm	ND	ng/dry g	10	20	04-Oct-07	20-Oct-07	27221e-31067
Aroclor 1232	NA	EPA 8270Cm	ND	ng/dry g	10	20	04-Oct-07	20-Oct-07	27221e-31067
Aroclor 1242	NA	EPA 8270Cm	ND	ng/dry g	10	20	04-Oct-07	20-Oct-07	27221e-31067
Aroclor 1248	NA	EPA 8270Cm	ND	ng/dry g	10	20	04-Oct-07	20-Oct-07	27221e-31067
Aroclor 1254	NA	EPA 8270Cm	ND	ng/dry g	10	20	04-Oct-07	20-Oct-07	27221e-31067
Aroclor 1260	NA	EPA 8270Cm	ND	ng/dry g	10	20	04-Oct-07	20-Oct-07	27221e-31067

MDL= Method Detection Limit (CFR 40 Part 136); RL= Reporting Limit; J= Estimated Value below the RL and above the MDL; ND= Not Detected; NA= Not Applicable; MI = Matrix Interference

California ELAP Certificate # 2261
57310 R1

CRG Marine Laboratories, Inc.

2020 Del Amo Blvd., Suite 200, Torrance, CA 90501-1206 (310) 533-5190 FAX (310) 533-5003 crglabs@sbcglobal.net

Aroclor PCBs

Client: *Weston Solutions*

CRG Project ID: *27221e*

CRG ID#: 57311

Sample: H-2 TOP

Date Sampled: 19-Sep-07 16:45

Replicate #: R1

Description: LADPW MDR

Date Received: 20-Sep-07

DILUTION FACTOR: 1

Matrix: Sediment

CONSTITUENT	FRACTION	METHOD	RESULT	UNITS	MDL	RL	DATE PROCESSED	DATE ANALYZED	BATCH ID
Aroclor 1016	NA	EPA 8270Cm	ND	ng/dry g	10	20	04-Oct-07	20-Oct-07	27221e-31067
Aroclor 1221	NA	EPA 8270Cm	ND	ng/dry g	10	20	04-Oct-07	20-Oct-07	27221e-31067
Aroclor 1232	NA	EPA 8270Cm	ND	ng/dry g	10	20	04-Oct-07	20-Oct-07	27221e-31067
Aroclor 1242	NA	EPA 8270Cm	ND	ng/dry g	10	20	04-Oct-07	20-Oct-07	27221e-31067
Aroclor 1248	NA	EPA 8270Cm	ND	ng/dry g	10	20	04-Oct-07	20-Oct-07	27221e-31067
Aroclor 1254	NA	EPA 8270Cm	J 15.8	ng/dry g	10	20	04-Oct-07	20-Oct-07	27221e-31067
Aroclor 1260	NA	EPA 8270Cm	ND	ng/dry g	10	20	04-Oct-07	20-Oct-07	27221e-31067

MDL= Method Detection Limit (CFR 40 Part 136); RL= Reporting Limit; J= Estimated Value below the RL and above the MDL; ND= Not Detected; NA= Not Applicable; MI = Matrix Interference

California ELAP Certificate # 2261
57311 R1

CRG Marine Laboratories, Inc.

2020 Del Amo Blvd., Suite 200, Torrance, CA 90501-1206 (310) 533-5190 FAX (310) 533-5003 crglabs@sbcglobal.net

Aroclor PCBs

Client: *Weston Solutions*

CRG Project ID: *27221e*

CRG ID#: 57312

Sample: H-2

BOTTOM

Date Sampled: 19-Sep-07 16:45

Replicate #: R1

Description: LADPW MDR

Date Received: 20-Sep-07

DILUTION FACTOR: 1

Matrix: Sediment

CONSTITUENT	FRACTION	METHOD	RESULT	UNITS	MDL	RL	DATE PROCESSED	DATE ANALYZED	BATCH ID
Aroclor 1016	NA	EPA 8270Cm	ND	ng/dry g	10	20	04-Oct-07	20-Oct-07	27221e-31067
Aroclor 1221	NA	EPA 8270Cm	ND	ng/dry g	10	20	04-Oct-07	20-Oct-07	27221e-31067
Aroclor 1232	NA	EPA 8270Cm	ND	ng/dry g	10	20	04-Oct-07	20-Oct-07	27221e-31067
Aroclor 1242	NA	EPA 8270Cm	ND	ng/dry g	10	20	04-Oct-07	20-Oct-07	27221e-31067
Aroclor 1248	NA	EPA 8270Cm	ND	ng/dry g	10	20	04-Oct-07	20-Oct-07	27221e-31067
Aroclor 1254	NA	EPA 8270Cm	J 11.1	ng/dry g	10	20	04-Oct-07	20-Oct-07	27221e-31067
Aroclor 1260	NA	EPA 8270Cm	ND	ng/dry g	10	20	04-Oct-07	20-Oct-07	27221e-31067

MDL= Method Detection Limit (CFR 40 Part 136); RL= Reporting Limit; J= Estimated Value below the RL and above the MDL; ND= Not Detected; NA= Not Applicable; MI = Matrix Interference

California ELAP Certificate # 2261

57312 R1

CRG Marine Laboratories, Inc.

2020 Del Amo Blvd., Suite 200, Torrance, CA 90501-1206 (310) 533-5190 FAX (310) 533-5003 crglabs@sbcglobal.net

Aroclor PCBs

Client: *Weston Solutions*

CRG Project ID: *27221e*

CRG ID#: 57313

Sample: B-2 TOP

Date Sampled: 19-Sep-07 15:30

Replicate #: R1

Description: LADPW MDR

Date Received: 20-Sep-07

DILUTION FACTOR: 1

Matrix: Sediment

CONSTITUENT	FRACTION	METHOD	RESULT	UNITS	MDL	RL	DATE PROCESSED	DATE ANALYZED	BATCH ID
Aroclor 1016	NA	EPA 8270Cm	ND	ng/dry g	10	20	04-Oct-07	20-Oct-07	27221e-31067
Aroclor 1221	NA	EPA 8270Cm	ND	ng/dry g	10	20	04-Oct-07	20-Oct-07	27221e-31067
Aroclor 1232	NA	EPA 8270Cm	ND	ng/dry g	10	20	04-Oct-07	20-Oct-07	27221e-31067
Aroclor 1242	NA	EPA 8270Cm	ND	ng/dry g	10	20	04-Oct-07	20-Oct-07	27221e-31067
Aroclor 1248	NA	EPA 8270Cm	ND	ng/dry g	10	20	04-Oct-07	20-Oct-07	27221e-31067
Aroclor 1254	NA	EPA 8270Cm	ND	ng/dry g	10	20	04-Oct-07	20-Oct-07	27221e-31067
Aroclor 1260	NA	EPA 8270Cm	ND	ng/dry g	10	20	04-Oct-07	20-Oct-07	27221e-31067

MDL= Method Detection Limit (CFR 40 Part 136); RL= Reporting Limit; J= Estimated Value below the RL and above the MDL; ND= Not Detected; NA= Not Applicable; MI = Matrix Interference

California ELAP Certificate # 2261
57313 R1

CRG Marine Laboratories, Inc.

2020 Del Amo Blvd., Suite 200, Torrance, CA 90501-1206 (310) 533-5190 FAX (310) 533-5003 crglabs@sbcglobal.net

Aroclor PCBs

Client: *Weston Solutions*

CRG Project ID: *27221e*

CRG ID#: 57314

Sample: B-2 BOTTOM

Date Sampled: 19-Sep-07 15:30

Replicate #: R1

Description: LADPW MDR

Date Received: 20-Sep-07

DILUTION FACTOR: 1

Matrix: Sediment

CONSTITUENT	FRACTION	METHOD	RESULT	UNITS	MDL	RL	DATE PROCESSED	DATE ANALYZED	BATCH ID
Aroclor 1016	NA	EPA 8270Cm	ND	ng/dry g	10	20	04-Oct-07	20-Oct-07	27221e-31067
Aroclor 1221	NA	EPA 8270Cm	ND	ng/dry g	10	20	04-Oct-07	20-Oct-07	27221e-31067
Aroclor 1232	NA	EPA 8270Cm	ND	ng/dry g	10	20	04-Oct-07	20-Oct-07	27221e-31067
Aroclor 1242	NA	EPA 8270Cm	ND	ng/dry g	10	20	04-Oct-07	20-Oct-07	27221e-31067
Aroclor 1248	NA	EPA 8270Cm	ND	ng/dry g	10	20	04-Oct-07	20-Oct-07	27221e-31067
Aroclor 1254	NA	EPA 8270Cm	ND	ng/dry g	10	20	04-Oct-07	20-Oct-07	27221e-31067
Aroclor 1260	NA	EPA 8270Cm	ND	ng/dry g	10	20	04-Oct-07	20-Oct-07	27221e-31067

MDL= Method Detection Limit (CFR 40 Part 136); RL= Reporting Limit; J= Estimated Value below the RL and above the MDL; ND= Not Detected; NA= Not Applicable; MI = Matrix Interference

California ELAP Certificate # 2261

57314 R1

CRG Marine Laboratories, Inc.

2020 Del Amo Blvd., Suite 200, Torrance, CA 90501-1206 (310) 533-5190 FAX (310) 533-5003 crglabs@sbcglobal.net

Aroclor PCBs

Client: *Weston Solutions*

CRG Project ID: *27221e*

CRG ID#: 57315

Sample: H-1 TOP

Date Sampled: 20-Sep-07 12:15

Replicate #: R1

Description: LADPW MDR

Date Received: 20-Sep-07

DILUTION FACTOR: 1

Matrix: Sediment

CONSTITUENT	FRACTION	METHOD	RESULT	UNITS	MDL	RL	DATE PROCESSED	DATE ANALYZED	BATCH ID
Aroclor 1016	NA	EPA 8270Cm	ND	ng/dry g	10	20	04-Oct-07	20-Oct-07	27221e-31067
Aroclor 1221	NA	EPA 8270Cm	ND	ng/dry g	10	20	04-Oct-07	20-Oct-07	27221e-31067
Aroclor 1232	NA	EPA 8270Cm	ND	ng/dry g	10	20	04-Oct-07	20-Oct-07	27221e-31067
Aroclor 1242	NA	EPA 8270Cm	ND	ng/dry g	10	20	04-Oct-07	20-Oct-07	27221e-31067
Aroclor 1248	NA	EPA 8270Cm	ND	ng/dry g	10	20	04-Oct-07	20-Oct-07	27221e-31067
Aroclor 1254	NA	EPA 8270Cm	J 16.6	ng/dry g	10	20	04-Oct-07	20-Oct-07	27221e-31067
Aroclor 1260	NA	EPA 8270Cm	ND	ng/dry g	10	20	04-Oct-07	20-Oct-07	27221e-31067

MDL= Method Detection Limit (CFR 40 Part 136); RL= Reporting Limit; J= Estimated Value below the RL and above the MDL; ND= Not Detected; NA= Not Applicable; MI = Matrix Interference

California ELAP Certificate # 2261
57315 R1

CRG Marine Laboratories, Inc.

2020 Del Amo Blvd., Suite 200, Torrance, CA 90501-1206 (310) 533-5190 FAX (310) 533-5003 crglabs@sbcglobal.net

Aroclor PCBs

Client: *Weston Solutions*

CRG Project ID: *27221e*

CRG ID#: 57316 **Sample:** H-1 **Location:** BOTTOM **Date Sampled:** 20-Sep-07 12:15
Replicate #: R1 **Description:** LADPW MDR **Date Received:** 20-Sep-07
DILUTION FACTOR: 1 **Matrix:** Sediment

CONSTITUENT	FRACTION	METHOD	RESULT	UNITS	MDL	RL	DATE PROCESSED	DATE ANALYZED	BATCH ID
Aroclor 1016	NA	EPA 8270Cm	ND	ng/dry g	10	20	04-Oct-07	20-Oct-07	27221e-31067
Aroclor 1221	NA	EPA 8270Cm	ND	ng/dry g	10	20	04-Oct-07	20-Oct-07	27221e-31067
Aroclor 1232	NA	EPA 8270Cm	ND	ng/dry g	10	20	04-Oct-07	20-Oct-07	27221e-31067
Aroclor 1242	NA	EPA 8270Cm	ND	ng/dry g	10	20	04-Oct-07	20-Oct-07	27221e-31067
Aroclor 1248	NA	EPA 8270Cm	ND	ng/dry g	10	20	04-Oct-07	20-Oct-07	27221e-31067
Aroclor 1254	NA	EPA 8270Cm	J 19.5	ng/dry g	10	20	04-Oct-07	20-Oct-07	27221e-31067
Aroclor 1260	NA	EPA 8270Cm	ND	ng/dry g	10	20	04-Oct-07	20-Oct-07	27221e-31067

MDL= Method Detection Limit (CFR 40 Part 136); RL= Reporting Limit; J= Estimated Value below the RL and above the MDL; ND= Not Detected; NA= Not Applicable; MI = Matrix Interference

California ELAP Certificate # 2261
57316 R1

CRG Marine Laboratories, Inc.

2020 Del Amo Blvd., Suite 200, Torrance, CA 90501-1206 (310) 533-5190 FAX (310) 533-5003 crglabs@sbcglobal.net

Aroclor PCBs

Client: *Weston Solutions*

CRG Project ID: *27221e*

CRG ID#: 57316 **Sample:** H-1 **Location:** BOTTOM **Date Sampled:** 20-Sep-07 12:15
Replicate #: R2 **Description:** LADPW MDR **Date Received:** 20-Sep-07
DILUTION FACTOR: 1 **Matrix:** Sediment

CONSTITUENT	FRACTION	METHOD	RESULT	UNITS	MDL	RL	DATE PROCESSED	DATE ANALYZED	BATCH ID
Aroclor 1016	NA	EPA 8270Cm	ND	ng/dry g	10	20	04-Oct-07	20-Oct-07	27221e-31067
Aroclor 1221	NA	EPA 8270Cm	ND	ng/dry g	10	20	04-Oct-07	20-Oct-07	27221e-31067
Aroclor 1232	NA	EPA 8270Cm	ND	ng/dry g	10	20	04-Oct-07	20-Oct-07	27221e-31067
Aroclor 1242	NA	EPA 8270Cm	ND	ng/dry g	10	20	04-Oct-07	20-Oct-07	27221e-31067
Aroclor 1248	NA	EPA 8270Cm	ND	ng/dry g	10	20	04-Oct-07	20-Oct-07	27221e-31067
Aroclor 1254	NA	EPA 8270Cm	J 18.2	ng/dry g	10	20	04-Oct-07	20-Oct-07	27221e-31067
Aroclor 1260	NA	EPA 8270Cm	ND	ng/dry g	10	20	04-Oct-07	20-Oct-07	27221e-31067

MDL= Method Detection Limit (CFR 40 Part 136); RL= Reporting Limit; J= Estimated Value below the RL and above the MDL; ND= Not Detected; NA= Not Applicable; MI = Matrix Interference

California ELAP Certificate # 2261
57316 R2

CONGENER-BASED PCB RESULTS

CRG Marine Laboratories, Inc.

2020 Del Amo Blvd., Suite 200, Torrance, CA 90501-1206 (310) 533-5190 FAX (310) 533-5003 crglabs@sbcglobal.net

PCB Congeners

Client: *Weston Solutions*

CRG Project ID: *27221e*

CRG ID#: 57296

Sample: D-2 TOP

Date Sampled: 19-Sep-07 09:10

Replicate #: R1

Description: LADPW MDR

Date Received: 19-Sep-07

DILUTION FACTOR: 1

Matrix: Sediment

CONSTITUENT	FRACTION	METHOD	RESULT	UNITS	MDL	RL	DATE PROCESSED	DATE ANALYZED	BATCH ID
PCB008	NA	EPA 8270Cm	ND	ng/dry g	1	5	04-Oct-07	20-Oct-07	27221e-31067
PCB018	NA	EPA 8270Cm	ND	ng/dry g	1	5	04-Oct-07	20-Oct-07	27221e-31067
PCB028	NA	EPA 8270Cm	ND	ng/dry g	1	5	04-Oct-07	20-Oct-07	27221e-31067
PCB031	NA	EPA 8270Cm	ND	ng/dry g	1	5	04-Oct-07	20-Oct-07	27221e-31067
PCB033	NA	EPA 8270Cm	ND	ng/dry g	1	5	04-Oct-07	20-Oct-07	27221e-31067
PCB037	NA	EPA 8270Cm	ND	ng/dry g	1	5	04-Oct-07	20-Oct-07	27221e-31067
PCB044	NA	EPA 8270Cm	ND	ng/dry g	1	5	04-Oct-07	20-Oct-07	27221e-31067
PCB049	NA	EPA 8270Cm	J 1.6	ng/dry g	1	5	04-Oct-07	20-Oct-07	27221e-31067
PCB052	NA	EPA 8270Cm	ND	ng/dry g	1	5	04-Oct-07	20-Oct-07	27221e-31067
PCB066	NA	EPA 8270Cm	J 2	ng/dry g	1	5	04-Oct-07	20-Oct-07	27221e-31067
PCB070	NA	EPA 8270Cm	J 1.2	ng/dry g	1	5	04-Oct-07	20-Oct-07	27221e-31067
PCB074	NA	EPA 8270Cm	ND	ng/dry g	1	5	04-Oct-07	20-Oct-07	27221e-31067
PCB077	NA	EPA 8270Cm	ND	ng/dry g	1	5	04-Oct-07	20-Oct-07	27221e-31067
PCB081	NA	EPA 8270Cm	ND	ng/dry g	1	5	04-Oct-07	20-Oct-07	27221e-31067
PCB087	NA	EPA 8270Cm	ND	ng/dry g	1	5	04-Oct-07	20-Oct-07	27221e-31067
PCB095	NA	EPA 8270Cm	J 2	ng/dry g	1	5	04-Oct-07	20-Oct-07	27221e-31067
PCB097	NA	EPA 8270Cm	ND	ng/dry g	1	5	04-Oct-07	20-Oct-07	27221e-31067
PCB099	NA	EPA 8270Cm	J 2.6	ng/dry g	1	5	04-Oct-07	20-Oct-07	27221e-31067
PCB101	NA	EPA 8270Cm	J 3.1	ng/dry g	1	5	04-Oct-07	20-Oct-07	27221e-31067
PCB105	NA	EPA 8270Cm	ND	ng/dry g	1	5	04-Oct-07	20-Oct-07	27221e-31067
PCB110	NA	EPA 8270Cm	J 2.4	ng/dry g	1	5	04-Oct-07	20-Oct-07	27221e-31067
PCB114	NA	EPA 8270Cm	ND	ng/dry g	1	5	04-Oct-07	20-Oct-07	27221e-31067
PCB118	NA	EPA 8270Cm	J 2.6	ng/dry g	1	5	04-Oct-07	20-Oct-07	27221e-31067
PCB119	NA	EPA 8270Cm	ND	ng/dry g	1	5	04-Oct-07	20-Oct-07	27221e-31067
PCB123	NA	EPA 8270Cm	ND	ng/dry g	1	5	04-Oct-07	20-Oct-07	27221e-31067
PCB126	NA	EPA 8270Cm	ND	ng/dry g	1	5	04-Oct-07	20-Oct-07	27221e-31067

MDL= Method Detection Limit (CFR 40 Part 136); RL= Reporting Limit; J= Estimated Value below the RL and above the MDL; ND= Not Detected; NA= Not Applicable; MI = Matrix Interference

California ELAP Certificate # 2261

57296

R1

CRG Marine Laboratories, Inc.

2020 Del Amo Blvd., Suite 200, Torrance, CA 90501-1206 (310) 533-5190 FAX (310) 533-5003 crglabs@sbcglobal.net

PCB Congeners

Client: *Weston Solutions*

CRG Project ID: *27221e*

CRG ID#: 57296	Sample: D-2	TOP	Date Sampled: 19-Sep-07 09:10
Replicate #: R1	Description: LADPW MDR		Date Received: 19-Sep-07
DILUTION FACTOR: 1	Matrix: Sediment		

CONSTITUENT	FRACTION	METHOD	RESULT	UNITS	MDL	RL	DATE PROCESSED	DATE ANALYZED	BATCH ID
PCB128	NA	EPA 8270Cm	ND	ng/dry g	1	5	04-Oct-07	20-Oct-07	27221e-31067
PCB138	NA	EPA 8270Cm	J 2.2	ng/dry g	1	5	04-Oct-07	20-Oct-07	27221e-31067
PCB141	NA	EPA 8270Cm	ND	ng/dry g	1	5	04-Oct-07	20-Oct-07	27221e-31067
PCB149	NA	EPA 8270Cm	J 2.1	ng/dry g	1	5	04-Oct-07	20-Oct-07	27221e-31067
PCB151	NA	EPA 8270Cm	ND	ng/dry g	1	5	04-Oct-07	20-Oct-07	27221e-31067
PCB153	NA	EPA 8270Cm	J 2.7	ng/dry g	1	5	04-Oct-07	20-Oct-07	27221e-31067
PCB156	NA	EPA 8270Cm	ND	ng/dry g	1	5	04-Oct-07	20-Oct-07	27221e-31067
PCB157	NA	EPA 8270Cm	ND	ng/dry g	1	5	04-Oct-07	20-Oct-07	27221e-31067
PCB158	NA	EPA 8270Cm	ND	ng/dry g	1	5	04-Oct-07	20-Oct-07	27221e-31067
PCB167	NA	EPA 8270Cm	ND	ng/dry g	1	5	04-Oct-07	20-Oct-07	27221e-31067
PCB168+132	NA	EPA 8270Cm	J 1.1	ng/dry g	1	5	04-Oct-07	20-Oct-07	27221e-31067
PCB169	NA	EPA 8270Cm	5	ng/dry g	1	5	04-Oct-07	20-Oct-07	27221e-31067
PCB170	NA	EPA 8270Cm	J 2.3	ng/dry g	1	5	04-Oct-07	20-Oct-07	27221e-31067
PCB177	NA	EPA 8270Cm	ND	ng/dry g	1	5	04-Oct-07	20-Oct-07	27221e-31067
PCB180	NA	EPA 8270Cm	J 1.3	ng/dry g	1	5	04-Oct-07	20-Oct-07	27221e-31067
PCB183	NA	EPA 8270Cm	ND	ng/dry g	1	5	04-Oct-07	20-Oct-07	27221e-31067
PCB187	NA	EPA 8270Cm	J 1	ng/dry g	1	5	04-Oct-07	20-Oct-07	27221e-31067
PCB189	NA	EPA 8270Cm	ND	ng/dry g	1	5	04-Oct-07	20-Oct-07	27221e-31067
PCB194	NA	EPA 8270Cm	ND	ng/dry g	1	5	04-Oct-07	20-Oct-07	27221e-31067
PCB195	NA	EPA 8270Cm	ND	ng/dry g	1	5	04-Oct-07	20-Oct-07	27221e-31067
PCB200	NA	EPA 8270Cm	ND	ng/dry g	1	5	04-Oct-07	20-Oct-07	27221e-31067
PCB201	NA	EPA 8270Cm	ND	ng/dry g	1	5	04-Oct-07	20-Oct-07	27221e-31067
PCB206	NA	EPA 8270Cm	ND	ng/dry g	1	5	04-Oct-07	20-Oct-07	27221e-31067
PCB209	NA	EPA 8270Cm	ND	ng/dry g	1	5	04-Oct-07	20-Oct-07	27221e-31067
Total Detectable PCBs	NA	EPA 8270Cm	35.2	ng/dry g			04-Oct-07	20-Oct-07	27221e-31067

MDL= Method Detection Limit (CFR 40 Part 136); RL= Reporting Limit; J= Estimated Value below the RL and above the MDL; ND= Not Detected; NA= Not Applicable; MI = Matrix Interference

California ELAP Certificate # 2261
57296 R1

CRG Marine Laboratories, Inc.

2020 Del Amo Blvd., Suite 200, Torrance, CA 90501-1206 (310) 533-5190 FAX (310) 533-5003 crglabs@sbcglobal.net

PCB Congeners

Client: *Weston Solutions*

CRG Project ID: *27221e*

CRG ID#: 57297	Sample: C-1	TOP	Date Sampled: 19-Sep-07 11:20
Replicate #: R1	Description: LADPW MDR		Date Received: 19-Sep-07
DILUTION FACTOR: 1	Matrix: Sediment		

CONSTITUENT	FRACTION	METHOD	RESULT	UNITS	MDL	RL	DATE PROCESSED	DATE ANALYZED	BATCH ID
PCB008	NA	EPA 8270Cm	J 1.2	ng/dry g	1	5	04-Oct-07	20-Oct-07	27221e-31067
PCB018	NA	EPA 8270Cm	ND	ng/dry g	1	5	04-Oct-07	20-Oct-07	27221e-31067
PCB028	NA	EPA 8270Cm	ND	ng/dry g	1	5	04-Oct-07	20-Oct-07	27221e-31067
PCB031	NA	EPA 8270Cm	ND	ng/dry g	1	5	04-Oct-07	20-Oct-07	27221e-31067
PCB033	NA	EPA 8270Cm	ND	ng/dry g	1	5	04-Oct-07	20-Oct-07	27221e-31067
PCB037	NA	EPA 8270Cm	ND	ng/dry g	1	5	04-Oct-07	20-Oct-07	27221e-31067
PCB044	NA	EPA 8270Cm	ND	ng/dry g	1	5	04-Oct-07	20-Oct-07	27221e-31067
PCB049	NA	EPA 8270Cm	ND	ng/dry g	1	5	04-Oct-07	20-Oct-07	27221e-31067
PCB052	NA	EPA 8270Cm	J 4	ng/dry g	1	5	04-Oct-07	20-Oct-07	27221e-31067
PCB066	NA	EPA 8270Cm	J 1.8	ng/dry g	1	5	04-Oct-07	20-Oct-07	27221e-31067
PCB070	NA	EPA 8270Cm	J 1	ng/dry g	1	5	04-Oct-07	20-Oct-07	27221e-31067
PCB074	NA	EPA 8270Cm	ND	ng/dry g	1	5	04-Oct-07	20-Oct-07	27221e-31067
PCB077	NA	EPA 8270Cm	ND	ng/dry g	1	5	04-Oct-07	20-Oct-07	27221e-31067
PCB081	NA	EPA 8270Cm	ND	ng/dry g	1	5	04-Oct-07	20-Oct-07	27221e-31067
PCB087	NA	EPA 8270Cm	ND	ng/dry g	1	5	04-Oct-07	20-Oct-07	27221e-31067
PCB095	NA	EPA 8270Cm	J 2.8	ng/dry g	1	5	04-Oct-07	20-Oct-07	27221e-31067
PCB097	NA	EPA 8270Cm	ND	ng/dry g	1	5	04-Oct-07	20-Oct-07	27221e-31067
PCB099	NA	EPA 8270Cm	J 1.8	ng/dry g	1	5	04-Oct-07	20-Oct-07	27221e-31067
PCB101	NA	EPA 8270Cm	J 3.7	ng/dry g	1	5	04-Oct-07	20-Oct-07	27221e-31067
PCB105	NA	EPA 8270Cm	ND	ng/dry g	1	5	04-Oct-07	20-Oct-07	27221e-31067
PCB110	NA	EPA 8270Cm	J 3	ng/dry g	1	5	04-Oct-07	20-Oct-07	27221e-31067
PCB114	NA	EPA 8270Cm	J 4.9	ng/dry g	1	5	04-Oct-07	20-Oct-07	27221e-31067
PCB118	NA	EPA 8270Cm	J 2.3	ng/dry g	1	5	04-Oct-07	20-Oct-07	27221e-31067
PCB119	NA	EPA 8270Cm	ND	ng/dry g	1	5	04-Oct-07	20-Oct-07	27221e-31067
PCB123	NA	EPA 8270Cm	J 2.3	ng/dry g	1	5	04-Oct-07	20-Oct-07	27221e-31067
PCB126	NA	EPA 8270Cm	ND	ng/dry g	1	5	04-Oct-07	20-Oct-07	27221e-31067

MDL= Method Detection Limit (CFR 40 Part 136); RL= Reporting Limit; J= Estimated Value below the RL and above the MDL; ND= Not Detected; NA= Not Applicable; MI = Matrix Interference

California ELAP Certificate # 2261
57297 R1

CRG Marine Laboratories, Inc.

2020 Del Amo Blvd., Suite 200, Torrance, CA 90501-1206 (310) 533-5190 FAX (310) 533-5003 crglabs@sbcglobal.net

PCB Congeners

Client: *Weston Solutions*

CRG Project ID: *27221e*

CRG ID#: 57297	Sample: C-1	TOP	Date Sampled: 19-Sep-07 11:20
Replicate #: R1	Description: LADPW MDR		Date Received: 19-Sep-07
DILUTION FACTOR: 1	Matrix: Sediment		

CONSTITUENT	FRACTION	METHOD	RESULT	UNITS	MDL	RL	DATE PROCESSED	DATE ANALYZED	BATCH ID
PCB128	NA	EPA 8270Cm	ND	ng/dry g	1	5	04-Oct-07	20-Oct-07	27221e-31067
PCB138	NA	EPA 8270Cm	J 2.4	ng/dry g	1	5	04-Oct-07	20-Oct-07	27221e-31067
PCB141	NA	EPA 8270Cm	ND	ng/dry g	1	5	04-Oct-07	20-Oct-07	27221e-31067
PCB149	NA	EPA 8270Cm	J 3.1	ng/dry g	1	5	04-Oct-07	20-Oct-07	27221e-31067
PCB151	NA	EPA 8270Cm	ND	ng/dry g	1	5	04-Oct-07	20-Oct-07	27221e-31067
PCB153	NA	EPA 8270Cm	J 4.9	ng/dry g	1	5	04-Oct-07	20-Oct-07	27221e-31067
PCB156	NA	EPA 8270Cm	ND	ng/dry g	1	5	04-Oct-07	20-Oct-07	27221e-31067
PCB157	NA	EPA 8270Cm	ND	ng/dry g	1	5	04-Oct-07	20-Oct-07	27221e-31067
PCB158	NA	EPA 8270Cm	ND	ng/dry g	1	5	04-Oct-07	20-Oct-07	27221e-31067
PCB167	NA	EPA 8270Cm	ND	ng/dry g	1	5	04-Oct-07	20-Oct-07	27221e-31067
PCB168+132	NA	EPA 8270Cm	J 2.2	ng/dry g	1	5	04-Oct-07	20-Oct-07	27221e-31067
PCB169	NA	EPA 8270Cm	ND	ng/dry g	1	5	04-Oct-07	20-Oct-07	27221e-31067
PCB170	NA	EPA 8270Cm	ND	ng/dry g	1	5	04-Oct-07	20-Oct-07	27221e-31067
PCB177	NA	EPA 8270Cm	J 1.1	ng/dry g	1	5	04-Oct-07	20-Oct-07	27221e-31067
PCB180	NA	EPA 8270Cm	J 3.3	ng/dry g	1	5	04-Oct-07	20-Oct-07	27221e-31067
PCB183	NA	EPA 8270Cm	ND	ng/dry g	1	5	04-Oct-07	20-Oct-07	27221e-31067
PCB187	NA	EPA 8270Cm	J 1.6	ng/dry g	1	5	04-Oct-07	20-Oct-07	27221e-31067
PCB189	NA	EPA 8270Cm	ND	ng/dry g	1	5	04-Oct-07	20-Oct-07	27221e-31067
PCB194	NA	EPA 8270Cm	ND	ng/dry g	1	5	04-Oct-07	20-Oct-07	27221e-31067
PCB195	NA	EPA 8270Cm	ND	ng/dry g	1	5	04-Oct-07	20-Oct-07	27221e-31067
PCB200	NA	EPA 8270Cm	ND	ng/dry g	1	5	04-Oct-07	20-Oct-07	27221e-31067
PCB201	NA	EPA 8270Cm	ND	ng/dry g	1	5	04-Oct-07	20-Oct-07	27221e-31067
PCB206	NA	EPA 8270Cm	ND	ng/dry g	1	5	04-Oct-07	20-Oct-07	27221e-31067
PCB209	NA	EPA 8270Cm	ND	ng/dry g	1	5	04-Oct-07	20-Oct-07	27221e-31067
Total Detectable PCBs	NA	EPA 8270Cm	47.4	ng/dry g			04-Oct-07	20-Oct-07	27221e-31067

MDL= Method Detection Limit (CFR 40 Part 136); RL= Reporting Limit; J= Estimated Value below the RL and above the MDL; ND= Not Detected; NA= Not Applicable; MI = Matrix Interference

California ELAP Certificate # 2261
57297 R1

CRG Marine Laboratories, Inc.

2020 Del Amo Blvd., Suite 200, Torrance, CA 90501-1206 (310) 533-5190 FAX (310) 533-5003 crglabs@sbcglobal.net

PCB Congeners

Client: *Weston Solutions*

CRG Project ID: *27221e*

CRG ID#: 57298	Sample: C-1	Location: BOTTOM	Date Sampled: 19-Sep-07 11:20
Replicate #: R1	Description: LADPW MDR		Date Received: 19-Sep-07
DILUTION FACTOR: 1	Matrix: Sediment		

CONSTITUENT	FRACTION	METHOD	RESULT	UNITS	MDL	RL	DATE PROCESSED	DATE ANALYZED	BATCH ID
PCB008	NA	EPA 8270Cm	ND	ng/dry g	1	5	04-Oct-07	20-Oct-07	27221e-31067
PCB018	NA	EPA 8270Cm	J 4.3	ng/dry g	1	5	04-Oct-07	20-Oct-07	27221e-31067
PCB028	NA	EPA 8270Cm	ND	ng/dry g	1	5	04-Oct-07	20-Oct-07	27221e-31067
PCB031	NA	EPA 8270Cm	ND	ng/dry g	1	5	04-Oct-07	20-Oct-07	27221e-31067
PCB033	NA	EPA 8270Cm	ND	ng/dry g	1	5	04-Oct-07	20-Oct-07	27221e-31067
PCB037	NA	EPA 8270Cm	ND	ng/dry g	1	5	04-Oct-07	20-Oct-07	27221e-31067
PCB044	NA	EPA 8270Cm	ND	ng/dry g	1	5	04-Oct-07	20-Oct-07	27221e-31067
PCB049	NA	EPA 8270Cm	J 1.9	ng/dry g	1	5	04-Oct-07	20-Oct-07	27221e-31067
PCB052	NA	EPA 8270Cm	ND	ng/dry g	1	5	04-Oct-07	20-Oct-07	27221e-31067
PCB066	NA	EPA 8270Cm	J 3.1	ng/dry g	1	5	04-Oct-07	20-Oct-07	27221e-31067
PCB070	NA	EPA 8270Cm	J 2.3	ng/dry g	1	5	04-Oct-07	20-Oct-07	27221e-31067
PCB074	NA	EPA 8270Cm	ND	ng/dry g	1	5	04-Oct-07	20-Oct-07	27221e-31067
PCB077	NA	EPA 8270Cm	ND	ng/dry g	1	5	04-Oct-07	20-Oct-07	27221e-31067
PCB081	NA	EPA 8270Cm	ND	ng/dry g	1	5	04-Oct-07	20-Oct-07	27221e-31067
PCB087	NA	EPA 8270Cm	J 1.3	ng/dry g	1	5	04-Oct-07	20-Oct-07	27221e-31067
PCB095	NA	EPA 8270Cm	J 2.4	ng/dry g	1	5	04-Oct-07	20-Oct-07	27221e-31067
PCB097	NA	EPA 8270Cm	ND	ng/dry g	1	5	04-Oct-07	20-Oct-07	27221e-31067
PCB099	NA	EPA 8270Cm	J 2.4	ng/dry g	1	5	04-Oct-07	20-Oct-07	27221e-31067
PCB101	NA	EPA 8270Cm	J 3.3	ng/dry g	1	5	04-Oct-07	20-Oct-07	27221e-31067
PCB105	NA	EPA 8270Cm	ND	ng/dry g	1	5	04-Oct-07	20-Oct-07	27221e-31067
PCB110	NA	EPA 8270Cm	J 2.7	ng/dry g	1	5	04-Oct-07	20-Oct-07	27221e-31067
PCB114	NA	EPA 8270Cm	ND	ng/dry g	1	5	04-Oct-07	20-Oct-07	27221e-31067
PCB118	NA	EPA 8270Cm	J 2.5	ng/dry g	1	5	04-Oct-07	20-Oct-07	27221e-31067
PCB119	NA	EPA 8270Cm	ND	ng/dry g	1	5	04-Oct-07	20-Oct-07	27221e-31067
PCB123	NA	EPA 8270Cm	ND	ng/dry g	1	5	04-Oct-07	20-Oct-07	27221e-31067
PCB126	NA	EPA 8270Cm	ND	ng/dry g	1	5	04-Oct-07	20-Oct-07	27221e-31067

MDL= Method Detection Limit (CFR 40 Part 136); RL= Reporting Limit; J= Estimated Value below the RL and above the MDL; ND= Not Detected; NA= Not Applicable; MI = Matrix Interference

California ELAP Certificate # 2261
57298 R1

CRG Marine Laboratories, Inc.

2020 Del Amo Blvd., Suite 200, Torrance, CA 90501-1206 (310) 533-5190 FAX (310) 533-5003 crglabs@sbcglobal.net

PCB Congeners

Client: *Weston Solutions*

CRG Project ID: *27221e*

CRG ID#: 57298	Sample: C-1	Location: BOTTOM	Date Sampled: 19-Sep-07 11:20
Replicate #: R1	Description: LADPW MDR		Date Received: 19-Sep-07
DILUTION FACTOR: 1	Matrix: Sediment		

CONSTITUENT	FRACTION	METHOD	RESULT	UNITS	MDL	RL	DATE	DATE	BATCH ID
							PROCESSED	ANALYZED	
PCB128	NA	EPA 8270Cm	ND	ng/dry g	1	5	04-Oct-07	20-Oct-07	27221e-31067
PCB138	NA	EPA 8270Cm	J 4	ng/dry g	1	5	04-Oct-07	20-Oct-07	27221e-31067
PCB141	NA	EPA 8270Cm	ND	ng/dry g	1	5	04-Oct-07	20-Oct-07	27221e-31067
PCB149	NA	EPA 8270Cm	J 2.6	ng/dry g	1	5	04-Oct-07	20-Oct-07	27221e-31067
PCB151	NA	EPA 8270Cm	ND	ng/dry g	1	5	04-Oct-07	20-Oct-07	27221e-31067
PCB153	NA	EPA 8270Cm	J 2.8	ng/dry g	1	5	04-Oct-07	20-Oct-07	27221e-31067
PCB156	NA	EPA 8270Cm	ND	ng/dry g	1	5	04-Oct-07	20-Oct-07	27221e-31067
PCB157	NA	EPA 8270Cm	ND	ng/dry g	1	5	04-Oct-07	20-Oct-07	27221e-31067
PCB158	NA	EPA 8270Cm	ND	ng/dry g	1	5	04-Oct-07	20-Oct-07	27221e-31067
PCB167	NA	EPA 8270Cm	ND	ng/dry g	1	5	04-Oct-07	20-Oct-07	27221e-31067
PCB168+132	NA	EPA 8270Cm	J 2.3	ng/dry g	1	5	04-Oct-07	20-Oct-07	27221e-31067
PCB169	NA	EPA 8270Cm	ND	ng/dry g	1	5	04-Oct-07	20-Oct-07	27221e-31067
PCB170	NA	EPA 8270Cm	ND	ng/dry g	1	5	04-Oct-07	20-Oct-07	27221e-31067
PCB177	NA	EPA 8270Cm	J 1.1	ng/dry g	1	5	04-Oct-07	20-Oct-07	27221e-31067
PCB180	NA	EPA 8270Cm	J 3	ng/dry g	1	5	04-Oct-07	20-Oct-07	27221e-31067
PCB183	NA	EPA 8270Cm	ND	ng/dry g	1	5	04-Oct-07	20-Oct-07	27221e-31067
PCB187	NA	EPA 8270Cm	J 1.6	ng/dry g	1	5	04-Oct-07	20-Oct-07	27221e-31067
PCB189	NA	EPA 8270Cm	ND	ng/dry g	1	5	04-Oct-07	20-Oct-07	27221e-31067
PCB194	NA	EPA 8270Cm	ND	ng/dry g	1	5	04-Oct-07	20-Oct-07	27221e-31067
PCB195	NA	EPA 8270Cm	ND	ng/dry g	1	5	04-Oct-07	20-Oct-07	27221e-31067
PCB200	NA	EPA 8270Cm	ND	ng/dry g	1	5	04-Oct-07	20-Oct-07	27221e-31067
PCB201	NA	EPA 8270Cm	ND	ng/dry g	1	5	04-Oct-07	20-Oct-07	27221e-31067
PCB206	NA	EPA 8270Cm	ND	ng/dry g	1	5	04-Oct-07	20-Oct-07	27221e-31067
PCB209	NA	EPA 8270Cm	ND	ng/dry g	1	5	04-Oct-07	20-Oct-07	27221e-31067
Total Detectable PCBs	NA	EPA 8270Cm	43.6	ng/dry g			04-Oct-07	20-Oct-07	27221e-31067

MDL= Method Detection Limit (CFR 40 Part 136); RL= Reporting Limit; J= Estimated Value below the RL and above the MDL; ND= Not Detected; NA= Not Applicable; MI = Matrix Interference

California ELAP Certificate # 2261
57298 R1

CRG Marine Laboratories, Inc.

2020 Del Amo Blvd., Suite 200, Torrance, CA 90501-1206 (310) 533-5190 FAX (310) 533-5003 crglabs@sbcglobal.net

PCB Congeners

Client: *Weston Solutions*

CRG Project ID: *27221e*

CRG ID#: 57299

Sample: E-2 TOP

Date Sampled: 18-Sep-07 14:45

Replicate #: R1

Description: LADPW MDR

Date Received: 19-Sep-07

DILUTION FACTOR: 1

Matrix: Sediment

CONSTITUENT	FRACTION	METHOD	RESULT	UNITS	MDL	RL	DATE PROCESSED	DATE ANALYZED	BATCH ID
PCB008	NA	EPA 8270Cm	ND	ng/dry g	1	5	04-Oct-07	20-Oct-07	27221e-31067
PCB018	NA	EPA 8270Cm	ND	ng/dry g	1	5	04-Oct-07	20-Oct-07	27221e-31067
PCB028	NA	EPA 8270Cm	ND	ng/dry g	1	5	04-Oct-07	20-Oct-07	27221e-31067
PCB031	NA	EPA 8270Cm	ND	ng/dry g	1	5	04-Oct-07	20-Oct-07	27221e-31067
PCB033	NA	EPA 8270Cm	ND	ng/dry g	1	5	04-Oct-07	20-Oct-07	27221e-31067
PCB037	NA	EPA 8270Cm	ND	ng/dry g	1	5	04-Oct-07	20-Oct-07	27221e-31067
PCB044	NA	EPA 8270Cm	ND	ng/dry g	1	5	04-Oct-07	20-Oct-07	27221e-31067
PCB049	NA	EPA 8270Cm	ND	ng/dry g	1	5	04-Oct-07	20-Oct-07	27221e-31067
PCB052	NA	EPA 8270Cm	J 1.2	ng/dry g	1	5	04-Oct-07	20-Oct-07	27221e-31067
PCB066	NA	EPA 8270Cm	J 1.4	ng/dry g	1	5	04-Oct-07	20-Oct-07	27221e-31067
PCB070	NA	EPA 8270Cm	ND	ng/dry g	1	5	04-Oct-07	20-Oct-07	27221e-31067
PCB074	NA	EPA 8270Cm	ND	ng/dry g	1	5	04-Oct-07	20-Oct-07	27221e-31067
PCB077	NA	EPA 8270Cm	ND	ng/dry g	1	5	04-Oct-07	20-Oct-07	27221e-31067
PCB081	NA	EPA 8270Cm	ND	ng/dry g	1	5	04-Oct-07	20-Oct-07	27221e-31067
PCB087	NA	EPA 8270Cm	ND	ng/dry g	1	5	04-Oct-07	20-Oct-07	27221e-31067
PCB095	NA	EPA 8270Cm	J 1.5	ng/dry g	1	5	04-Oct-07	20-Oct-07	27221e-31067
PCB097	NA	EPA 8270Cm	ND	ng/dry g	1	5	04-Oct-07	20-Oct-07	27221e-31067
PCB099	NA	EPA 8270Cm	J 1.2	ng/dry g	1	5	04-Oct-07	20-Oct-07	27221e-31067
PCB101	NA	EPA 8270Cm	J 2.1	ng/dry g	1	5	04-Oct-07	20-Oct-07	27221e-31067
PCB105	NA	EPA 8270Cm	ND	ng/dry g	1	5	04-Oct-07	20-Oct-07	27221e-31067
PCB110	NA	EPA 8270Cm	J 1.5	ng/dry g	1	5	04-Oct-07	20-Oct-07	27221e-31067
PCB114	NA	EPA 8270Cm	ND	ng/dry g	1	5	04-Oct-07	20-Oct-07	27221e-31067
PCB118	NA	EPA 8270Cm	ND	ng/dry g	1	5	04-Oct-07	20-Oct-07	27221e-31067
PCB119	NA	EPA 8270Cm	ND	ng/dry g	1	5	04-Oct-07	20-Oct-07	27221e-31067
PCB123	NA	EPA 8270Cm	ND	ng/dry g	1	5	04-Oct-07	20-Oct-07	27221e-31067
PCB126	NA	EPA 8270Cm	ND	ng/dry g	1	5	04-Oct-07	20-Oct-07	27221e-31067

MDL= Method Detection Limit (CFR 40 Part 136); RL= Reporting Limit; J= Estimated Value below the RL and above the MDL; ND= Not Detected; NA= Not Applicable; MI = Matrix Interference

California ELAP Certificate # 2261
57299 R1

CRG Marine Laboratories, Inc.

2020 Del Amo Blvd., Suite 200, Torrance, CA 90501-1206 (310) 533-5190 FAX (310) 533-5003 crglabs@sbcglobal.net

PCB Congeners

Client: *Weston Solutions*

CRG Project ID: *27221e*

CRG ID#: 57299	Sample: E-2	TOP	Date Sampled: 18-Sep-07 14:45
Replicate #: R1	Description: LADPW MDR		Date Received: 19-Sep-07
DILUTION FACTOR: 1	Matrix: Sediment		

CONSTITUENT	FRACTION	METHOD	RESULT	UNITS	MDL	RL	DATE PROCESSED	DATE ANALYZED	BATCH ID
PCB128	NA	EPA 8270Cm	ND	ng/dry g	1	5	04-Oct-07	20-Oct-07	27221e-31067
PCB138	NA	EPA 8270Cm	ND	ng/dry g	1	5	04-Oct-07	20-Oct-07	27221e-31067
PCB141	NA	EPA 8270Cm	ND	ng/dry g	1	5	04-Oct-07	20-Oct-07	27221e-31067
PCB149	NA	EPA 8270Cm	J 1.4	ng/dry g	1	5	04-Oct-07	20-Oct-07	27221e-31067
PCB151	NA	EPA 8270Cm	ND	ng/dry g	1	5	04-Oct-07	20-Oct-07	27221e-31067
PCB153	NA	EPA 8270Cm	J 2.2	ng/dry g	1	5	04-Oct-07	20-Oct-07	27221e-31067
PCB156	NA	EPA 8270Cm	ND	ng/dry g	1	5	04-Oct-07	20-Oct-07	27221e-31067
PCB157	NA	EPA 8270Cm	ND	ng/dry g	1	5	04-Oct-07	20-Oct-07	27221e-31067
PCB158	NA	EPA 8270Cm	ND	ng/dry g	1	5	04-Oct-07	20-Oct-07	27221e-31067
PCB167	NA	EPA 8270Cm	ND	ng/dry g	1	5	04-Oct-07	20-Oct-07	27221e-31067
PCB168+132	NA	EPA 8270Cm	ND	ng/dry g	1	5	04-Oct-07	20-Oct-07	27221e-31067
PCB169	NA	EPA 8270Cm	ND	ng/dry g	1	5	04-Oct-07	20-Oct-07	27221e-31067
PCB170	NA	EPA 8270Cm	ND	ng/dry g	1	5	04-Oct-07	20-Oct-07	27221e-31067
PCB177	NA	EPA 8270Cm	ND	ng/dry g	1	5	04-Oct-07	20-Oct-07	27221e-31067
PCB180	NA	EPA 8270Cm	J 1.8	ng/dry g	1	5	04-Oct-07	20-Oct-07	27221e-31067
PCB183	NA	EPA 8270Cm	ND	ng/dry g	1	5	04-Oct-07	20-Oct-07	27221e-31067
PCB187	NA	EPA 8270Cm	ND	ng/dry g	1	5	04-Oct-07	20-Oct-07	27221e-31067
PCB189	NA	EPA 8270Cm	ND	ng/dry g	1	5	04-Oct-07	20-Oct-07	27221e-31067
PCB194	NA	EPA 8270Cm	ND	ng/dry g	1	5	04-Oct-07	20-Oct-07	27221e-31067
PCB195	NA	EPA 8270Cm	ND	ng/dry g	1	5	04-Oct-07	20-Oct-07	27221e-31067
PCB200	NA	EPA 8270Cm	ND	ng/dry g	1	5	04-Oct-07	20-Oct-07	27221e-31067
PCB201	NA	EPA 8270Cm	ND	ng/dry g	1	5	04-Oct-07	20-Oct-07	27221e-31067
PCB206	NA	EPA 8270Cm	ND	ng/dry g	1	5	04-Oct-07	20-Oct-07	27221e-31067
PCB209	NA	EPA 8270Cm	ND	ng/dry g	1	5	04-Oct-07	20-Oct-07	27221e-31067
Total Detectable PCBs	NA	EPA 8270Cm	14.3	ng/dry g			04-Oct-07	20-Oct-07	27221e-31067

MDL= Method Detection Limit (CFR 40 Part 136); RL= Reporting Limit; J= Estimated Value below the RL and above the MDL; ND= Not Detected; NA= Not Applicable; MI = Matrix Interference

California ELAP Certificate # 2261
57299 R1

CRG Marine Laboratories, Inc.

2020 Del Amo Blvd., Suite 200, Torrance, CA 90501-1206 (310) 533-5190 FAX (310) 533-5003 crglabs@sbcglobal.net

PCB Congeners

Client: *Weston Solutions*

CRG Project ID: *27221e*

CRG ID#: 57300	Sample: B-1	TOP	Date Sampled: 19-Sep-07 14:15
Replicate #: R1	Description: LADPW MDR		Date Received: 19-Sep-07
DILUTION FACTOR: 1	Matrix: Sediment		

CONSTITUENT	FRACTION	METHOD	RESULT	UNITS	MDL	RL	DATE PROCESSED	DATE ANALYZED	BATCH ID
PCB008	NA	EPA 8270Cm	ND	ng/dry g	1	5	04-Oct-07	20-Oct-07	27221e-31067
PCB018	NA	EPA 8270Cm	J 1.6	ng/dry g	1	5	04-Oct-07	20-Oct-07	27221e-31067
PCB028	NA	EPA 8270Cm	ND	ng/dry g	1	5	04-Oct-07	20-Oct-07	27221e-31067
PCB031	NA	EPA 8270Cm	ND	ng/dry g	1	5	04-Oct-07	20-Oct-07	27221e-31067
PCB033	NA	EPA 8270Cm	ND	ng/dry g	1	5	04-Oct-07	20-Oct-07	27221e-31067
PCB037	NA	EPA 8270Cm	ND	ng/dry g	1	5	04-Oct-07	20-Oct-07	27221e-31067
PCB044	NA	EPA 8270Cm	ND	ng/dry g	1	5	04-Oct-07	20-Oct-07	27221e-31067
PCB049	NA	EPA 8270Cm	ND	ng/dry g	1	5	04-Oct-07	20-Oct-07	27221e-31067
PCB052	NA	EPA 8270Cm	ND	ng/dry g	1	5	04-Oct-07	20-Oct-07	27221e-31067
PCB066	NA	EPA 8270Cm	J 3.4	ng/dry g	1	5	04-Oct-07	20-Oct-07	27221e-31067
PCB070	NA	EPA 8270Cm	J 2	ng/dry g	1	5	04-Oct-07	20-Oct-07	27221e-31067
PCB074	NA	EPA 8270Cm	J 1.2	ng/dry g	1	5	04-Oct-07	20-Oct-07	27221e-31067
PCB077	NA	EPA 8270Cm	ND	ng/dry g	1	5	04-Oct-07	20-Oct-07	27221e-31067
PCB081	NA	EPA 8270Cm	ND	ng/dry g	1	5	04-Oct-07	20-Oct-07	27221e-31067
PCB087	NA	EPA 8270Cm	ND	ng/dry g	1	5	04-Oct-07	20-Oct-07	27221e-31067
PCB095	NA	EPA 8270Cm	5.5	ng/dry g	1	5	04-Oct-07	20-Oct-07	27221e-31067
PCB097	NA	EPA 8270Cm	J 2.7	ng/dry g	1	5	04-Oct-07	20-Oct-07	27221e-31067
PCB099	NA	EPA 8270Cm	J 3.5	ng/dry g	1	5	04-Oct-07	20-Oct-07	27221e-31067
PCB101	NA	EPA 8270Cm	10.1	ng/dry g	1	5	04-Oct-07	20-Oct-07	27221e-31067
PCB105	NA	EPA 8270Cm	ND	ng/dry g	1	5	04-Oct-07	20-Oct-07	27221e-31067
PCB110	NA	EPA 8270Cm	6.1	ng/dry g	1	5	04-Oct-07	20-Oct-07	27221e-31067
PCB114	NA	EPA 8270Cm	ND	ng/dry g	1	5	04-Oct-07	20-Oct-07	27221e-31067
PCB118	NA	EPA 8270Cm	J 3.7	ng/dry g	1	5	04-Oct-07	20-Oct-07	27221e-31067
PCB119	NA	EPA 8270Cm	ND	ng/dry g	1	5	04-Oct-07	20-Oct-07	27221e-31067
PCB123	NA	EPA 8270Cm	ND	ng/dry g	1	5	04-Oct-07	20-Oct-07	27221e-31067
PCB126	NA	EPA 8270Cm	ND	ng/dry g	1	5	04-Oct-07	20-Oct-07	27221e-31067

MDL= Method Detection Limit (CFR 40 Part 136); RL= Reporting Limit; J= Estimated Value below the RL and above the MDL; ND= Not Detected; NA= Not Applicable; MI = Matrix Interference

California ELAP Certificate # 2261
57300 R1

CRG Marine Laboratories, Inc.

2020 Del Amo Blvd., Suite 200, Torrance, CA 90501-1206 (310) 533-5190 FAX (310) 533-5003 crglabs@sbcglobal.net

PCB Congeners

Client: *Weston Solutions*

CRG Project ID: *27221e*

CRG ID#: 57300

Sample: B-1 TOP

Date Sampled: 19-Sep-07 14:15

Replicate #: R1

Description: LADPW MDR

Date Received: 19-Sep-07

DILUTION FACTOR: 1

Matrix: Sediment

CONSTITUENT	FRACTION	METHOD	RESULT	UNITS	MDL	RL	DATE PROCESSED	DATE ANALYZED	BATCH ID
PCB128	NA	EPA 8270Cm	7	ng/dry g	1	5	04-Oct-07	20-Oct-07	27221e-31067
PCB138	NA	EPA 8270Cm	7.7	ng/dry g	1	5	04-Oct-07	20-Oct-07	27221e-31067
PCB141	NA	EPA 8270Cm	ND	ng/dry g	1	5	04-Oct-07	20-Oct-07	27221e-31067
PCB149	NA	EPA 8270Cm	6	ng/dry g	1	5	04-Oct-07	20-Oct-07	27221e-31067
PCB151	NA	EPA 8270Cm	J 2.6	ng/dry g	1	5	04-Oct-07	20-Oct-07	27221e-31067
PCB153	NA	EPA 8270Cm	8	ng/dry g	1	5	04-Oct-07	20-Oct-07	27221e-31067
PCB156	NA	EPA 8270Cm	ND	ng/dry g	1	5	04-Oct-07	20-Oct-07	27221e-31067
PCB157	NA	EPA 8270Cm	ND	ng/dry g	1	5	04-Oct-07	20-Oct-07	27221e-31067
PCB158	NA	EPA 8270Cm	ND	ng/dry g	1	5	04-Oct-07	20-Oct-07	27221e-31067
PCB167	NA	EPA 8270Cm	ND	ng/dry g	1	5	04-Oct-07	20-Oct-07	27221e-31067
PCB168+132	NA	EPA 8270Cm	ND	ng/dry g	1	5	04-Oct-07	20-Oct-07	27221e-31067
PCB169	NA	EPA 8270Cm	ND	ng/dry g	1	5	04-Oct-07	20-Oct-07	27221e-31067
PCB170	NA	EPA 8270Cm	ND	ng/dry g	1	5	04-Oct-07	20-Oct-07	27221e-31067
PCB177	NA	EPA 8270Cm	J 3.3	ng/dry g	1	5	04-Oct-07	20-Oct-07	27221e-31067
PCB180	NA	EPA 8270Cm	7	ng/dry g	1	5	04-Oct-07	20-Oct-07	27221e-31067
PCB183	NA	EPA 8270Cm	J 1.5	ng/dry g	1	5	04-Oct-07	20-Oct-07	27221e-31067
PCB187	NA	EPA 8270Cm	J 3.6	ng/dry g	1	5	04-Oct-07	20-Oct-07	27221e-31067
PCB189	NA	EPA 8270Cm	ND	ng/dry g	1	5	04-Oct-07	20-Oct-07	27221e-31067
PCB194	NA	EPA 8270Cm	ND	ng/dry g	1	5	04-Oct-07	20-Oct-07	27221e-31067
PCB195	NA	EPA 8270Cm	ND	ng/dry g	1	5	04-Oct-07	20-Oct-07	27221e-31067
PCB200	NA	EPA 8270Cm	ND	ng/dry g	1	5	04-Oct-07	20-Oct-07	27221e-31067
PCB201	NA	EPA 8270Cm	J 1	ng/dry g	1	5	04-Oct-07	20-Oct-07	27221e-31067
PCB206	NA	EPA 8270Cm	J 2.7	ng/dry g	1	5	04-Oct-07	20-Oct-07	27221e-31067
PCB209	NA	EPA 8270Cm	J 1.6	ng/dry g	1	5	04-Oct-07	20-Oct-07	27221e-31067
Total Detectable PCBs	NA	EPA 8270Cm	91.8	ng/dry g			04-Oct-07	20-Oct-07	27221e-31067

MDL= Method Detection Limit (CFR 40 Part 136); RL= Reporting Limit; J= Estimated Value below the RL and above the MDL; ND= Not Detected; NA= Not Applicable; MI = Matrix Interference

California ELAP Certificate # 2261
57300 R1

CRG Marine Laboratories, Inc.

2020 Del Amo Blvd., Suite 200, Torrance, CA 90501-1206 (310) 533-5190 FAX (310) 533-5003 crglabs@sbcglobal.net

PCB Congeners

Client: *Weston Solutions*

CRG Project ID: *27221e*

CRG ID#: 57301	Sample: B-1	BOTTOM	Date Sampled: 19-Sep-07 14:15
Replicate #: R1	Description: LADPW MDR		Date Received: 19-Sep-07
DILUTION FACTOR: 1	Matrix: Sediment		

CONSTITUENT	FRACTION	METHOD	RESULT	UNITS	MDL	RL	DATE PROCESSED	DATE ANALYZED	BATCH ID
PCB008	NA	EPA 8270Cm	ND	ng/dry g	1	5	04-Oct-07	20-Oct-07	27221e-31067
PCB018	NA	EPA 8270Cm	ND	ng/dry g	1	5	04-Oct-07	20-Oct-07	27221e-31067
PCB028	NA	EPA 8270Cm	ND	ng/dry g	1	5	04-Oct-07	20-Oct-07	27221e-31067
PCB031	NA	EPA 8270Cm	ND	ng/dry g	1	5	04-Oct-07	20-Oct-07	27221e-31067
PCB033	NA	EPA 8270Cm	J 1.5	ng/dry g	1	5	04-Oct-07	20-Oct-07	27221e-31067
PCB037	NA	EPA 8270Cm	ND	ng/dry g	1	5	04-Oct-07	20-Oct-07	27221e-31067
PCB044	NA	EPA 8270Cm	J 2.2	ng/dry g	1	5	04-Oct-07	20-Oct-07	27221e-31067
PCB049	NA	EPA 8270Cm	ND	ng/dry g	1	5	04-Oct-07	20-Oct-07	27221e-31067
PCB052	NA	EPA 8270Cm	J 1.3	ng/dry g	1	5	04-Oct-07	20-Oct-07	27221e-31067
PCB066	NA	EPA 8270Cm	J 3.2	ng/dry g	1	5	04-Oct-07	20-Oct-07	27221e-31067
PCB070	NA	EPA 8270Cm	J 1.7	ng/dry g	1	5	04-Oct-07	20-Oct-07	27221e-31067
PCB074	NA	EPA 8270Cm	ND	ng/dry g	1	5	04-Oct-07	20-Oct-07	27221e-31067
PCB077	NA	EPA 8270Cm	ND	ng/dry g	1	5	04-Oct-07	20-Oct-07	27221e-31067
PCB081	NA	EPA 8270Cm	ND	ng/dry g	1	5	04-Oct-07	20-Oct-07	27221e-31067
PCB087	NA	EPA 8270Cm	J 2.5	ng/dry g	1	5	04-Oct-07	20-Oct-07	27221e-31067
PCB095	NA	EPA 8270Cm	J 4.5	ng/dry g	1	5	04-Oct-07	20-Oct-07	27221e-31067
PCB097	NA	EPA 8270Cm	ND	ng/dry g	1	5	04-Oct-07	20-Oct-07	27221e-31067
PCB099	NA	EPA 8270Cm	J 3.7	ng/dry g	1	5	04-Oct-07	20-Oct-07	27221e-31067
PCB101	NA	EPA 8270Cm	7	ng/dry g	1	5	04-Oct-07	20-Oct-07	27221e-31067
PCB105	NA	EPA 8270Cm	ND	ng/dry g	1	5	04-Oct-07	20-Oct-07	27221e-31067
PCB110	NA	EPA 8270Cm	J 4.9	ng/dry g	1	5	04-Oct-07	20-Oct-07	27221e-31067
PCB114	NA	EPA 8270Cm	ND	ng/dry g	1	5	04-Oct-07	20-Oct-07	27221e-31067
PCB118	NA	EPA 8270Cm	J 3.6	ng/dry g	1	5	04-Oct-07	20-Oct-07	27221e-31067
PCB119	NA	EPA 8270Cm	ND	ng/dry g	1	5	04-Oct-07	20-Oct-07	27221e-31067
PCB123	NA	EPA 8270Cm	ND	ng/dry g	1	5	04-Oct-07	20-Oct-07	27221e-31067
PCB126	NA	EPA 8270Cm	ND	ng/dry g	1	5	04-Oct-07	20-Oct-07	27221e-31067

MDL= Method Detection Limit (CFR 40 Part 136); RL= Reporting Limit; J= Estimated Value below the RL and above the MDL; ND= Not Detected; NA= Not Applicable; MI = Matrix Interference

California ELAP Certificate # 2261
57301 R1

CRG Marine Laboratories, Inc.

2020 Del Amo Blvd., Suite 200, Torrance, CA 90501-1206 (310) 533-5190 FAX (310) 533-5003 crglabs@sbcglobal.net

PCB Congeners

Client: *Weston Solutions*

CRG Project ID: *27221e*

CRG ID#: 57301	Sample: B-1	BOTTOM	Date Sampled: 19-Sep-07 14:15
Replicate #: R1	Description: LADPW MDR		Date Received: 19-Sep-07
DILUTION FACTOR: 1	Matrix: Sediment		

CONSTITUENT	FRACTION	METHOD	RESULT	UNITS	MDL	RL	DATE PROCESSED	DATE ANALYZED	BATCH ID
PCB128	NA	EPA 8270Cm	ND	ng/dry g	1	5	04-Oct-07	20-Oct-07	27221e-31067
PCB138	NA	EPA 8270Cm	5.5	ng/dry g	1	5	04-Oct-07	20-Oct-07	27221e-31067
PCB141	NA	EPA 8270Cm	ND	ng/dry g	1	5	04-Oct-07	20-Oct-07	27221e-31067
PCB149	NA	EPA 8270Cm	5.5	ng/dry g	1	5	04-Oct-07	20-Oct-07	27221e-31067
PCB151	NA	EPA 8270Cm	J 1.8	ng/dry g	1	5	04-Oct-07	20-Oct-07	27221e-31067
PCB153	NA	EPA 8270Cm	7	ng/dry g	1	5	04-Oct-07	20-Oct-07	27221e-31067
PCB156	NA	EPA 8270Cm	ND	ng/dry g	1	5	04-Oct-07	20-Oct-07	27221e-31067
PCB157	NA	EPA 8270Cm	ND	ng/dry g	1	5	04-Oct-07	20-Oct-07	27221e-31067
PCB158	NA	EPA 8270Cm	ND	ng/dry g	1	5	04-Oct-07	20-Oct-07	27221e-31067
PCB167	NA	EPA 8270Cm	ND	ng/dry g	1	5	04-Oct-07	20-Oct-07	27221e-31067
PCB168+132	NA	EPA 8270Cm	ND	ng/dry g	1	5	04-Oct-07	20-Oct-07	27221e-31067
PCB169	NA	EPA 8270Cm	ND	ng/dry g	1	5	04-Oct-07	20-Oct-07	27221e-31067
PCB170	NA	EPA 8270Cm	ND	ng/dry g	1	5	04-Oct-07	20-Oct-07	27221e-31067
PCB177	NA	EPA 8270Cm	J 1.9	ng/dry g	1	5	04-Oct-07	20-Oct-07	27221e-31067
PCB180	NA	EPA 8270Cm	J 2.8	ng/dry g	1	5	04-Oct-07	20-Oct-07	27221e-31067
PCB183	NA	EPA 8270Cm	J 1.5	ng/dry g	1	5	04-Oct-07	20-Oct-07	27221e-31067
PCB187	NA	EPA 8270Cm	J 3.2	ng/dry g	1	5	04-Oct-07	20-Oct-07	27221e-31067
PCB189	NA	EPA 8270Cm	ND	ng/dry g	1	5	04-Oct-07	20-Oct-07	27221e-31067
PCB194	NA	EPA 8270Cm	ND	ng/dry g	1	5	04-Oct-07	20-Oct-07	27221e-31067
PCB195	NA	EPA 8270Cm	ND	ng/dry g	1	5	04-Oct-07	20-Oct-07	27221e-31067
PCB200	NA	EPA 8270Cm	ND	ng/dry g	1	5	04-Oct-07	20-Oct-07	27221e-31067
PCB201	NA	EPA 8270Cm	ND	ng/dry g	1	5	04-Oct-07	20-Oct-07	27221e-31067
PCB206	NA	EPA 8270Cm	ND	ng/dry g	1	5	04-Oct-07	20-Oct-07	27221e-31067
PCB209	NA	EPA 8270Cm	ND	ng/dry g	1	5	04-Oct-07	20-Oct-07	27221e-31067
Total Detectable PCBs	NA	EPA 8270Cm	65.3	ng/dry g			04-Oct-07	20-Oct-07	27221e-31067

MDL= Method Detection Limit (CFR 40 Part 136); RL= Reporting Limit; J= Estimated Value below the RL and above the MDL; ND= Not Detected; NA= Not Applicable; MI = Matrix Interference

California ELAP Certificate # 2261
57301 R1

CRG Marine Laboratories, Inc.

2020 Del Amo Blvd., Suite 200, Torrance, CA 90501-1206 (310) 533-5190 FAX (310) 533-5003 crglabs@sbcglobal.net

PCB Congeners

Client: *Weston Solutions*

CRG Project ID: *27221e*

CRG ID#: 57302	Sample: MC-1	Location: BOTTOM	Date Sampled: 18-Sep-07 10:00
Replicate #: R1	Description: LADPW MDR		Date Received: 19-Sep-07
DILUTION FACTOR: 1	Matrix: Sediment		

CONSTITUENT	FRACTION	METHOD	RESULT	UNITS	MDL	RL	DATE PROCESSED	DATE ANALYZED	BATCH ID
PCB008	NA	EPA 8270Cm	ND	ng/dry g	1	5	04-Oct-07	20-Oct-07	27221e-31067
PCB018	NA	EPA 8270Cm	ND	ng/dry g	1	5	04-Oct-07	20-Oct-07	27221e-31067
PCB028	NA	EPA 8270Cm	ND	ng/dry g	1	5	04-Oct-07	20-Oct-07	27221e-31067
PCB031	NA	EPA 8270Cm	ND	ng/dry g	1	5	04-Oct-07	20-Oct-07	27221e-31067
PCB033	NA	EPA 8270Cm	ND	ng/dry g	1	5	04-Oct-07	20-Oct-07	27221e-31067
PCB037	NA	EPA 8270Cm	ND	ng/dry g	1	5	04-Oct-07	20-Oct-07	27221e-31067
PCB044	NA	EPA 8270Cm	ND	ng/dry g	1	5	04-Oct-07	20-Oct-07	27221e-31067
PCB049	NA	EPA 8270Cm	ND	ng/dry g	1	5	04-Oct-07	20-Oct-07	27221e-31067
PCB052	NA	EPA 8270Cm	ND	ng/dry g	1	5	04-Oct-07	20-Oct-07	27221e-31067
PCB066	NA	EPA 8270Cm	ND	ng/dry g	1	5	04-Oct-07	20-Oct-07	27221e-31067
PCB070	NA	EPA 8270Cm	ND	ng/dry g	1	5	04-Oct-07	20-Oct-07	27221e-31067
PCB074	NA	EPA 8270Cm	ND	ng/dry g	1	5	04-Oct-07	20-Oct-07	27221e-31067
PCB077	NA	EPA 8270Cm	ND	ng/dry g	1	5	04-Oct-07	20-Oct-07	27221e-31067
PCB081	NA	EPA 8270Cm	ND	ng/dry g	1	5	04-Oct-07	20-Oct-07	27221e-31067
PCB087	NA	EPA 8270Cm	ND	ng/dry g	1	5	04-Oct-07	20-Oct-07	27221e-31067
PCB095	NA	EPA 8270Cm	ND	ng/dry g	1	5	04-Oct-07	20-Oct-07	27221e-31067
PCB097	NA	EPA 8270Cm	ND	ng/dry g	1	5	04-Oct-07	20-Oct-07	27221e-31067
PCB099	NA	EPA 8270Cm	ND	ng/dry g	1	5	04-Oct-07	20-Oct-07	27221e-31067
PCB101	NA	EPA 8270Cm	ND	ng/dry g	1	5	04-Oct-07	20-Oct-07	27221e-31067
PCB105	NA	EPA 8270Cm	ND	ng/dry g	1	5	04-Oct-07	20-Oct-07	27221e-31067
PCB110	NA	EPA 8270Cm	ND	ng/dry g	1	5	04-Oct-07	20-Oct-07	27221e-31067
PCB114	NA	EPA 8270Cm	ND	ng/dry g	1	5	04-Oct-07	20-Oct-07	27221e-31067
PCB118	NA	EPA 8270Cm	ND	ng/dry g	1	5	04-Oct-07	20-Oct-07	27221e-31067
PCB119	NA	EPA 8270Cm	ND	ng/dry g	1	5	04-Oct-07	20-Oct-07	27221e-31067
PCB123	NA	EPA 8270Cm	ND	ng/dry g	1	5	04-Oct-07	20-Oct-07	27221e-31067
PCB126	NA	EPA 8270Cm	ND	ng/dry g	1	5	04-Oct-07	20-Oct-07	27221e-31067

MDL= Method Detection Limit (CFR 40 Part 136); RL= Reporting Limit; J= Estimated Value below the RL and above the MDL; ND= Not Detected; NA= Not Applicable; MI = Matrix Interference

California ELAP Certificate # 2261
57302 R1

CRG Marine Laboratories, Inc.

2020 Del Amo Blvd., Suite 200, Torrance, CA 90501-1206 (310) 533-5190 FAX (310) 533-5003 crglabs@sbcglobal.net

PCB Congeners

Client: *Weston Solutions*

CRG Project ID: *27221e*

CRG ID#: 57302	Sample: MC-1	BOTTOM	Date Sampled: 18-Sep-07 10:00
Replicate #: R1	Description: LADPW MDR		Date Received: 19-Sep-07
DILUTION FACTOR: 1	Matrix: Sediment		

CONSTITUENT	FRACTION	METHOD	RESULT	UNITS	MDL	RL	DATE PROCESSED	DATE ANALYZED	BATCH ID
PCB128	NA	EPA 8270Cm	ND	ng/dry g	1	5	04-Oct-07	20-Oct-07	27221e-31067
PCB138	NA	EPA 8270Cm	ND	ng/dry g	1	5	04-Oct-07	20-Oct-07	27221e-31067
PCB141	NA	EPA 8270Cm	ND	ng/dry g	1	5	04-Oct-07	20-Oct-07	27221e-31067
PCB149	NA	EPA 8270Cm	ND	ng/dry g	1	5	04-Oct-07	20-Oct-07	27221e-31067
PCB151	NA	EPA 8270Cm	ND	ng/dry g	1	5	04-Oct-07	20-Oct-07	27221e-31067
PCB153	NA	EPA 8270Cm	ND	ng/dry g	1	5	04-Oct-07	20-Oct-07	27221e-31067
PCB156	NA	EPA 8270Cm	ND	ng/dry g	1	5	04-Oct-07	20-Oct-07	27221e-31067
PCB157	NA	EPA 8270Cm	ND	ng/dry g	1	5	04-Oct-07	20-Oct-07	27221e-31067
PCB158	NA	EPA 8270Cm	ND	ng/dry g	1	5	04-Oct-07	20-Oct-07	27221e-31067
PCB167	NA	EPA 8270Cm	ND	ng/dry g	1	5	04-Oct-07	20-Oct-07	27221e-31067
PCB168+132	NA	EPA 8270Cm	ND	ng/dry g	1	5	04-Oct-07	20-Oct-07	27221e-31067
PCB169	NA	EPA 8270Cm	ND	ng/dry g	1	5	04-Oct-07	20-Oct-07	27221e-31067
PCB170	NA	EPA 8270Cm	ND	ng/dry g	1	5	04-Oct-07	20-Oct-07	27221e-31067
PCB177	NA	EPA 8270Cm	ND	ng/dry g	1	5	04-Oct-07	20-Oct-07	27221e-31067
PCB180	NA	EPA 8270Cm	ND	ng/dry g	1	5	04-Oct-07	20-Oct-07	27221e-31067
PCB183	NA	EPA 8270Cm	ND	ng/dry g	1	5	04-Oct-07	20-Oct-07	27221e-31067
PCB187	NA	EPA 8270Cm	ND	ng/dry g	1	5	04-Oct-07	20-Oct-07	27221e-31067
PCB189	NA	EPA 8270Cm	ND	ng/dry g	1	5	04-Oct-07	20-Oct-07	27221e-31067
PCB194	NA	EPA 8270Cm	ND	ng/dry g	1	5	04-Oct-07	20-Oct-07	27221e-31067
PCB195	NA	EPA 8270Cm	ND	ng/dry g	1	5	04-Oct-07	20-Oct-07	27221e-31067
PCB200	NA	EPA 8270Cm	ND	ng/dry g	1	5	04-Oct-07	20-Oct-07	27221e-31067
PCB201	NA	EPA 8270Cm	ND	ng/dry g	1	5	04-Oct-07	20-Oct-07	27221e-31067
PCB206	NA	EPA 8270Cm	ND	ng/dry g	1	5	04-Oct-07	20-Oct-07	27221e-31067
PCB209	NA	EPA 8270Cm	ND	ng/dry g	1	5	04-Oct-07	20-Oct-07	27221e-31067
Total Detectable PCBs	NA	EPA 8270Cm		ng/dry g			04-Oct-07	20-Oct-07	27221e-31067

MDL= Method Detection Limit (CFR 40 Part 136); RL= Reporting Limit; J= Estimated Value below the RL and above the MDL; ND= Not Detected; NA= Not Applicable; MI = Matrix Interference

California ELAP Certificate # 2261
57302 R1

CRG Marine Laboratories, Inc.

2020 Del Amo Blvd., Suite 200, Torrance, CA 90501-1206 (310) 533-5190 FAX (310) 533-5003 crglabs@sbcglobal.net

PCB Congeners

Client: *Weston Solutions*

CRG Project ID: *27221e*

CRG ID#: 57303	Sample: MC-1	TOP	Date Sampled: 18-Sep-07 10:00
Replicate #: R1	Description: LADPW MDR		Date Received: 19-Sep-07
DILUTION FACTOR: 1	Matrix: Sediment		

CONSTITUENT	FRACTION	METHOD	RESULT	UNITS	MDL	RL	DATE PROCESSED	DATE ANALYZED	BATCH ID
PCB008	NA	EPA 8270Cm	ND	ng/dry g	1	5	04-Oct-07	20-Oct-07	27221e-31067
PCB018	NA	EPA 8270Cm	ND	ng/dry g	1	5	04-Oct-07	20-Oct-07	27221e-31067
PCB028	NA	EPA 8270Cm	ND	ng/dry g	1	5	04-Oct-07	20-Oct-07	27221e-31067
PCB031	NA	EPA 8270Cm	ND	ng/dry g	1	5	04-Oct-07	20-Oct-07	27221e-31067
PCB033	NA	EPA 8270Cm	ND	ng/dry g	1	5	04-Oct-07	20-Oct-07	27221e-31067
PCB037	NA	EPA 8270Cm	ND	ng/dry g	1	5	04-Oct-07	20-Oct-07	27221e-31067
PCB044	NA	EPA 8270Cm	J 1.5	ng/dry g	1	5	04-Oct-07	20-Oct-07	27221e-31067
PCB049	NA	EPA 8270Cm	ND	ng/dry g	1	5	04-Oct-07	20-Oct-07	27221e-31067
PCB052	NA	EPA 8270Cm	ND	ng/dry g	1	5	04-Oct-07	20-Oct-07	27221e-31067
PCB066	NA	EPA 8270Cm	ND	ng/dry g	1	5	04-Oct-07	20-Oct-07	27221e-31067
PCB070	NA	EPA 8270Cm	ND	ng/dry g	1	5	04-Oct-07	20-Oct-07	27221e-31067
PCB074	NA	EPA 8270Cm	ND	ng/dry g	1	5	04-Oct-07	20-Oct-07	27221e-31067
PCB077	NA	EPA 8270Cm	ND	ng/dry g	1	5	04-Oct-07	20-Oct-07	27221e-31067
PCB081	NA	EPA 8270Cm	ND	ng/dry g	1	5	04-Oct-07	20-Oct-07	27221e-31067
PCB087	NA	EPA 8270Cm	ND	ng/dry g	1	5	04-Oct-07	20-Oct-07	27221e-31067
PCB095	NA	EPA 8270Cm	ND	ng/dry g	1	5	04-Oct-07	20-Oct-07	27221e-31067
PCB097	NA	EPA 8270Cm	ND	ng/dry g	1	5	04-Oct-07	20-Oct-07	27221e-31067
PCB099	NA	EPA 8270Cm	ND	ng/dry g	1	5	04-Oct-07	20-Oct-07	27221e-31067
PCB101	NA	EPA 8270Cm	ND	ng/dry g	1	5	04-Oct-07	20-Oct-07	27221e-31067
PCB105	NA	EPA 8270Cm	ND	ng/dry g	1	5	04-Oct-07	20-Oct-07	27221e-31067
PCB110	NA	EPA 8270Cm	ND	ng/dry g	1	5	04-Oct-07	20-Oct-07	27221e-31067
PCB114	NA	EPA 8270Cm	ND	ng/dry g	1	5	04-Oct-07	20-Oct-07	27221e-31067
PCB118	NA	EPA 8270Cm	ND	ng/dry g	1	5	04-Oct-07	20-Oct-07	27221e-31067
PCB119	NA	EPA 8270Cm	ND	ng/dry g	1	5	04-Oct-07	20-Oct-07	27221e-31067
PCB123	NA	EPA 8270Cm	ND	ng/dry g	1	5	04-Oct-07	20-Oct-07	27221e-31067
PCB126	NA	EPA 8270Cm	ND	ng/dry g	1	5	04-Oct-07	20-Oct-07	27221e-31067

MDL= Method Detection Limit (CFR 40 Part 136); RL= Reporting Limit; J= Estimated Value below the RL and above the MDL; ND= Not Detected; NA= Not Applicable; MI = Matrix Interference

California ELAP Certificate # 2261
57303 R1

CRG Marine Laboratories, Inc.

2020 Del Amo Blvd., Suite 200, Torrance, CA 90501-1206 (310) 533-5190 FAX (310) 533-5003 crglabs@sbcglobal.net

PCB Congeners

Client: *Weston Solutions*

CRG Project ID: *27221e*

CRG ID#: 57303	Sample: MC-1	TOP	Date Sampled: 18-Sep-07 10:00
Replicate #: R1	Description: LADPW MDR		Date Received: 19-Sep-07
DILUTION FACTOR: 1	Matrix: Sediment		

CONSTITUENT	FRACTION	METHOD	RESULT	UNITS	MDL	RL	DATE PROCESSED	DATE ANALYZED	BATCH ID
PCB128	NA	EPA 8270Cm	ND	ng/dry g	1	5	04-Oct-07	20-Oct-07	27221e-31067
PCB138	NA	EPA 8270Cm	ND	ng/dry g	1	5	04-Oct-07	20-Oct-07	27221e-31067
PCB141	NA	EPA 8270Cm	ND	ng/dry g	1	5	04-Oct-07	20-Oct-07	27221e-31067
PCB149	NA	EPA 8270Cm	ND	ng/dry g	1	5	04-Oct-07	20-Oct-07	27221e-31067
PCB151	NA	EPA 8270Cm	ND	ng/dry g	1	5	04-Oct-07	20-Oct-07	27221e-31067
PCB153	NA	EPA 8270Cm	ND	ng/dry g	1	5	04-Oct-07	20-Oct-07	27221e-31067
PCB156	NA	EPA 8270Cm	ND	ng/dry g	1	5	04-Oct-07	20-Oct-07	27221e-31067
PCB157	NA	EPA 8270Cm	ND	ng/dry g	1	5	04-Oct-07	20-Oct-07	27221e-31067
PCB158	NA	EPA 8270Cm	ND	ng/dry g	1	5	04-Oct-07	20-Oct-07	27221e-31067
PCB167	NA	EPA 8270Cm	ND	ng/dry g	1	5	04-Oct-07	20-Oct-07	27221e-31067
PCB168+132	NA	EPA 8270Cm	ND	ng/dry g	1	5	04-Oct-07	20-Oct-07	27221e-31067
PCB169	NA	EPA 8270Cm	ND	ng/dry g	1	5	04-Oct-07	20-Oct-07	27221e-31067
PCB170	NA	EPA 8270Cm	ND	ng/dry g	1	5	04-Oct-07	20-Oct-07	27221e-31067
PCB177	NA	EPA 8270Cm	ND	ng/dry g	1	5	04-Oct-07	20-Oct-07	27221e-31067
PCB180	NA	EPA 8270Cm	ND	ng/dry g	1	5	04-Oct-07	20-Oct-07	27221e-31067
PCB183	NA	EPA 8270Cm	ND	ng/dry g	1	5	04-Oct-07	20-Oct-07	27221e-31067
PCB187	NA	EPA 8270Cm	ND	ng/dry g	1	5	04-Oct-07	20-Oct-07	27221e-31067
PCB189	NA	EPA 8270Cm	ND	ng/dry g	1	5	04-Oct-07	20-Oct-07	27221e-31067
PCB194	NA	EPA 8270Cm	ND	ng/dry g	1	5	04-Oct-07	20-Oct-07	27221e-31067
PCB195	NA	EPA 8270Cm	ND	ng/dry g	1	5	04-Oct-07	20-Oct-07	27221e-31067
PCB200	NA	EPA 8270Cm	ND	ng/dry g	1	5	04-Oct-07	20-Oct-07	27221e-31067
PCB201	NA	EPA 8270Cm	ND	ng/dry g	1	5	04-Oct-07	20-Oct-07	27221e-31067
PCB206	NA	EPA 8270Cm	ND	ng/dry g	1	5	04-Oct-07	20-Oct-07	27221e-31067
PCB209	NA	EPA 8270Cm	ND	ng/dry g	1	5	04-Oct-07	20-Oct-07	27221e-31067
Total Detectable PCBs	NA	EPA 8270Cm	1.5	ng/dry g			04-Oct-07	20-Oct-07	27221e-31067

MDL= Method Detection Limit (CFR 40 Part 136); RL= Reporting Limit; J= Estimated Value below the RL and above the MDL; ND= Not Detected; NA= Not Applicable; MI = Matrix Interference

California ELAP Certificate # 2261
57303 R1

CRG Marine Laboratories, Inc.

2020 Del Amo Blvd., Suite 200, Torrance, CA 90501-1206 (310) 533-5190 FAX (310) 533-5003 crglabs@sbcglobal.net

PCB Congeners

Client: *Weston Solutions*

CRG Project ID: *27221e*

CRG ID#: 57304

Sample: A-1 TOP

Date Sampled: 20-Sep-07 11:10

Replicate #: R1

Description: LADPW MDR

Date Received: 20-Sep-07

DILUTION FACTOR: 1

Matrix: Sediment

CONSTITUENT	FRACTION	METHOD	RESULT	UNITS	MDL	RL	DATE PROCESSED	DATE ANALYZED	BATCH ID
PCB008	NA	EPA 8270Cm	ND	ng/dry g	1	5	04-Oct-07	20-Oct-07	27221e-31067
PCB018	NA	EPA 8270Cm	J 2.3	ng/dry g	1	5	04-Oct-07	20-Oct-07	27221e-31067
PCB028	NA	EPA 8270Cm	ND	ng/dry g	1	5	04-Oct-07	20-Oct-07	27221e-31067
PCB031	NA	EPA 8270Cm	ND	ng/dry g	1	5	04-Oct-07	20-Oct-07	27221e-31067
PCB033	NA	EPA 8270Cm	ND	ng/dry g	1	5	04-Oct-07	20-Oct-07	27221e-31067
PCB037	NA	EPA 8270Cm	ND	ng/dry g	1	5	04-Oct-07	20-Oct-07	27221e-31067
PCB044	NA	EPA 8270Cm	ND	ng/dry g	1	5	04-Oct-07	20-Oct-07	27221e-31067
PCB049	NA	EPA 8270Cm	ND	ng/dry g	1	5	04-Oct-07	20-Oct-07	27221e-31067
PCB052	NA	EPA 8270Cm	J 1.7	ng/dry g	1	5	04-Oct-07	20-Oct-07	27221e-31067
PCB066	NA	EPA 8270Cm	J 3.3	ng/dry g	1	5	04-Oct-07	20-Oct-07	27221e-31067
PCB070	NA	EPA 8270Cm	J 2.7	ng/dry g	1	5	04-Oct-07	20-Oct-07	27221e-31067
PCB074	NA	EPA 8270Cm	J 1.1	ng/dry g	1	5	04-Oct-07	20-Oct-07	27221e-31067
PCB077	NA	EPA 8270Cm	ND	ng/dry g	1	5	04-Oct-07	20-Oct-07	27221e-31067
PCB081	NA	EPA 8270Cm	ND	ng/dry g	1	5	04-Oct-07	20-Oct-07	27221e-31067
PCB087	NA	EPA 8270Cm	ND	ng/dry g	1	5	04-Oct-07	20-Oct-07	27221e-31067
PCB095	NA	EPA 8270Cm	J 3.8	ng/dry g	1	5	04-Oct-07	20-Oct-07	27221e-31067
PCB097	NA	EPA 8270Cm	ND	ng/dry g	1	5	04-Oct-07	20-Oct-07	27221e-31067
PCB099	NA	EPA 8270Cm	J 3.2	ng/dry g	1	5	04-Oct-07	20-Oct-07	27221e-31067
PCB101	NA	EPA 8270Cm	7.1	ng/dry g	1	5	04-Oct-07	20-Oct-07	27221e-31067
PCB105	NA	EPA 8270Cm	ND	ng/dry g	1	5	04-Oct-07	20-Oct-07	27221e-31067
PCB110	NA	EPA 8270Cm	J 4	ng/dry g	1	5	04-Oct-07	20-Oct-07	27221e-31067
PCB114	NA	EPA 8270Cm	ND	ng/dry g	1	5	04-Oct-07	20-Oct-07	27221e-31067
PCB118	NA	EPA 8270Cm	J 3.3	ng/dry g	1	5	04-Oct-07	20-Oct-07	27221e-31067
PCB119	NA	EPA 8270Cm	ND	ng/dry g	1	5	04-Oct-07	20-Oct-07	27221e-31067
PCB123	NA	EPA 8270Cm	ND	ng/dry g	1	5	04-Oct-07	20-Oct-07	27221e-31067
PCB126	NA	EPA 8270Cm	ND	ng/dry g	1	5	04-Oct-07	20-Oct-07	27221e-31067

MDL= Method Detection Limit (CFR 40 Part 136); RL= Reporting Limit; J= Estimated Value below the RL and above the MDL; ND= Not Detected; NA= Not Applicable; MI = Matrix Interference

California ELAP Certificate # 2261
57304 R1

CRG Marine Laboratories, Inc.

2020 Del Amo Blvd., Suite 200, Torrance, CA 90501-1206 (310) 533-5190 FAX (310) 533-5003 crglabs@sbcglobal.net

PCB Congeners

Client: *Weston Solutions*

CRG Project ID: *27221e*

CRG ID#: 57304	Sample: A-1	Location: TOP	Date Sampled: 20-Sep-07 11:10
Replicate #: R1	Description: LADPW MDR		Date Received: 20-Sep-07
DILUTION FACTOR: 1	Matrix: Sediment		

CONSTITUENT	FRACTION	METHOD	RESULT	UNITS	MDL	RL	DATE PROCESSED	DATE ANALYZED	BATCH ID
PCB128	NA	EPA 8270Cm	ND	ng/dry g	1	5	04-Oct-07	20-Oct-07	27221e-31067
PCB138	NA	EPA 8270Cm	J 3.3	ng/dry g	1	5	04-Oct-07	20-Oct-07	27221e-31067
PCB141	NA	EPA 8270Cm	ND	ng/dry g	1	5	04-Oct-07	20-Oct-07	27221e-31067
PCB149	NA	EPA 8270Cm	J 4.9	ng/dry g	1	5	04-Oct-07	20-Oct-07	27221e-31067
PCB151	NA	EPA 8270Cm	ND	ng/dry g	1	5	04-Oct-07	20-Oct-07	27221e-31067
PCB153	NA	EPA 8270Cm	6.9	ng/dry g	1	5	04-Oct-07	20-Oct-07	27221e-31067
PCB156	NA	EPA 8270Cm	ND	ng/dry g	1	5	04-Oct-07	20-Oct-07	27221e-31067
PCB157	NA	EPA 8270Cm	ND	ng/dry g	1	5	04-Oct-07	20-Oct-07	27221e-31067
PCB158	NA	EPA 8270Cm	ND	ng/dry g	1	5	04-Oct-07	20-Oct-07	27221e-31067
PCB167	NA	EPA 8270Cm	ND	ng/dry g	1	5	04-Oct-07	20-Oct-07	27221e-31067
PCB168+132	NA	EPA 8270Cm	ND	ng/dry g	1	5	04-Oct-07	20-Oct-07	27221e-31067
PCB169	NA	EPA 8270Cm	ND	ng/dry g	1	5	04-Oct-07	20-Oct-07	27221e-31067
PCB170	NA	EPA 8270Cm	ND	ng/dry g	1	5	04-Oct-07	20-Oct-07	27221e-31067
PCB177	NA	EPA 8270Cm	J 2.4	ng/dry g	1	5	04-Oct-07	20-Oct-07	27221e-31067
PCB180	NA	EPA 8270Cm	J 4.4	ng/dry g	1	5	04-Oct-07	20-Oct-07	27221e-31067
PCB183	NA	EPA 8270Cm	J 1.2	ng/dry g	1	5	04-Oct-07	20-Oct-07	27221e-31067
PCB187	NA	EPA 8270Cm	J 3.3	ng/dry g	1	5	04-Oct-07	20-Oct-07	27221e-31067
PCB189	NA	EPA 8270Cm	ND	ng/dry g	1	5	04-Oct-07	20-Oct-07	27221e-31067
PCB194	NA	EPA 8270Cm	ND	ng/dry g	1	5	04-Oct-07	20-Oct-07	27221e-31067
PCB195	NA	EPA 8270Cm	ND	ng/dry g	1	5	04-Oct-07	20-Oct-07	27221e-31067
PCB200	NA	EPA 8270Cm	ND	ng/dry g	1	5	04-Oct-07	20-Oct-07	27221e-31067
PCB201	NA	EPA 8270Cm	ND	ng/dry g	1	5	04-Oct-07	20-Oct-07	27221e-31067
PCB206	NA	EPA 8270Cm	J 1.8	ng/dry g	1	5	04-Oct-07	20-Oct-07	27221e-31067
PCB209	NA	EPA 8270Cm	J 1.3	ng/dry g	1	5	04-Oct-07	20-Oct-07	27221e-31067
Total Detectable PCBs	NA	EPA 8270Cm	62	ng/dry g			04-Oct-07	20-Oct-07	27221e-31067

MDL= Method Detection Limit (CFR 40 Part 136); RL= Reporting Limit; J= Estimated Value below the RL and above the MDL; ND= Not Detected; NA= Not Applicable; MI = Matrix Interference

California ELAP Certificate # 2261
57304 R1

CRG Marine Laboratories, Inc.

2020 Del Amo Blvd., Suite 200, Torrance, CA 90501-1206 (310) 533-5190 FAX (310) 533-5003 crglabs@sbcglobal.net

PCB Congeners

Client: *Weston Solutions*

CRG Project ID: *27221e*

CRG ID#: 57305	Sample: A-1	BOTTOM	Date Sampled: 20-Sep-07 11:10
Replicate #: R1	Description: LADPW MDR		Date Received: 20-Sep-07
DILUTION FACTOR: 1	Matrix: Sediment		

CONSTITUENT	FRACTION	METHOD	RESULT	UNITS	MDL	RL	DATE PROCESSED	DATE ANALYZED	BATCH ID
PCB008	NA	EPA 8270Cm	ND	ng/dry g	1	5	04-Oct-07	20-Oct-07	27221e-31067
PCB018	NA	EPA 8270Cm	ND	ng/dry g	1	5	04-Oct-07	20-Oct-07	27221e-31067
PCB028	NA	EPA 8270Cm	ND	ng/dry g	1	5	04-Oct-07	20-Oct-07	27221e-31067
PCB031	NA	EPA 8270Cm	ND	ng/dry g	1	5	04-Oct-07	20-Oct-07	27221e-31067
PCB033	NA	EPA 8270Cm	ND	ng/dry g	1	5	04-Oct-07	20-Oct-07	27221e-31067
PCB037	NA	EPA 8270Cm	ND	ng/dry g	1	5	04-Oct-07	20-Oct-07	27221e-31067
PCB044	NA	EPA 8270Cm	ND	ng/dry g	1	5	04-Oct-07	20-Oct-07	27221e-31067
PCB049	NA	EPA 8270Cm	ND	ng/dry g	1	5	04-Oct-07	20-Oct-07	27221e-31067
PCB052	NA	EPA 8270Cm	J 1	ng/dry g	1	5	04-Oct-07	20-Oct-07	27221e-31067
PCB066	NA	EPA 8270Cm	ND	ng/dry g	1	5	04-Oct-07	20-Oct-07	27221e-31067
PCB070	NA	EPA 8270Cm	ND	ng/dry g	1	5	04-Oct-07	20-Oct-07	27221e-31067
PCB074	NA	EPA 8270Cm	ND	ng/dry g	1	5	04-Oct-07	20-Oct-07	27221e-31067
PCB077	NA	EPA 8270Cm	ND	ng/dry g	1	5	04-Oct-07	20-Oct-07	27221e-31067
PCB081	NA	EPA 8270Cm	ND	ng/dry g	1	5	04-Oct-07	20-Oct-07	27221e-31067
PCB087	NA	EPA 8270Cm	ND	ng/dry g	1	5	04-Oct-07	20-Oct-07	27221e-31067
PCB095	NA	EPA 8270Cm	J 1.4	ng/dry g	1	5	04-Oct-07	20-Oct-07	27221e-31067
PCB097	NA	EPA 8270Cm	ND	ng/dry g	1	5	04-Oct-07	20-Oct-07	27221e-31067
PCB099	NA	EPA 8270Cm	ND	ng/dry g	1	5	04-Oct-07	20-Oct-07	27221e-31067
PCB101	NA	EPA 8270Cm	J 2.2	ng/dry g	1	5	04-Oct-07	20-Oct-07	27221e-31067
PCB105	NA	EPA 8270Cm	ND	ng/dry g	1	5	04-Oct-07	20-Oct-07	27221e-31067
PCB110	NA	EPA 8270Cm	J 2.1	ng/dry g	1	5	04-Oct-07	20-Oct-07	27221e-31067
PCB114	NA	EPA 8270Cm	ND	ng/dry g	1	5	04-Oct-07	20-Oct-07	27221e-31067
PCB118	NA	EPA 8270Cm	J 1.1	ng/dry g	1	5	04-Oct-07	20-Oct-07	27221e-31067
PCB119	NA	EPA 8270Cm	ND	ng/dry g	1	5	04-Oct-07	20-Oct-07	27221e-31067
PCB123	NA	EPA 8270Cm	ND	ng/dry g	1	5	04-Oct-07	20-Oct-07	27221e-31067
PCB126	NA	EPA 8270Cm	ND	ng/dry g	1	5	04-Oct-07	20-Oct-07	27221e-31067

MDL= Method Detection Limit (CFR 40 Part 136); RL= Reporting Limit; J= Estimated Value below the RL and above the MDL; ND= Not Detected; NA= Not Applicable; MI = Matrix Interference

California ELAP Certificate # 2261
57305 R1

CRG Marine Laboratories, Inc.

2020 Del Amo Blvd., Suite 200, Torrance, CA 90501-1206 (310) 533-5190 FAX (310) 533-5003 crglabs@sbcglobal.net

PCB Congeners

Client: *Weston Solutions*

CRG Project ID: *27221e*

CRG ID#: 57305	Sample: A-1	BOTTOM	Date Sampled: 20-Sep-07 11:10
Replicate #: R1	Description: LADPW MDR		Date Received: 20-Sep-07
DILUTION FACTOR: 1	Matrix: Sediment		

CONSTITUENT	FRACTION	METHOD	RESULT	UNITS	MDL	RL	DATE PROCESSED	DATE ANALYZED	BATCH ID
PCB128	NA	EPA 8270Cm	ND	ng/dry g	1	5	04-Oct-07	20-Oct-07	27221e-31067
PCB138	NA	EPA 8270Cm	ND	ng/dry g	1	5	04-Oct-07	20-Oct-07	27221e-31067
PCB141	NA	EPA 8270Cm	ND	ng/dry g	1	5	04-Oct-07	20-Oct-07	27221e-31067
PCB149	NA	EPA 8270Cm	J 2.1	ng/dry g	1	5	04-Oct-07	20-Oct-07	27221e-31067
PCB151	NA	EPA 8270Cm	ND	ng/dry g	1	5	04-Oct-07	20-Oct-07	27221e-31067
PCB153	NA	EPA 8270Cm	J 2.3	ng/dry g	1	5	04-Oct-07	20-Oct-07	27221e-31067
PCB156	NA	EPA 8270Cm	ND	ng/dry g	1	5	04-Oct-07	20-Oct-07	27221e-31067
PCB157	NA	EPA 8270Cm	ND	ng/dry g	1	5	04-Oct-07	20-Oct-07	27221e-31067
PCB158	NA	EPA 8270Cm	ND	ng/dry g	1	5	04-Oct-07	20-Oct-07	27221e-31067
PCB167	NA	EPA 8270Cm	ND	ng/dry g	1	5	04-Oct-07	20-Oct-07	27221e-31067
PCB168+132	NA	EPA 8270Cm	ND	ng/dry g	1	5	04-Oct-07	20-Oct-07	27221e-31067
PCB169	NA	EPA 8270Cm	ND	ng/dry g	1	5	04-Oct-07	20-Oct-07	27221e-31067
PCB170	NA	EPA 8270Cm	ND	ng/dry g	1	5	04-Oct-07	20-Oct-07	27221e-31067
PCB177	NA	EPA 8270Cm	ND	ng/dry g	1	5	04-Oct-07	20-Oct-07	27221e-31067
PCB180	NA	EPA 8270Cm	J 2.4	ng/dry g	1	5	04-Oct-07	20-Oct-07	27221e-31067
PCB183	NA	EPA 8270Cm	ND	ng/dry g	1	5	04-Oct-07	20-Oct-07	27221e-31067
PCB187	NA	EPA 8270Cm	J 1	ng/dry g	1	5	04-Oct-07	20-Oct-07	27221e-31067
PCB189	NA	EPA 8270Cm	ND	ng/dry g	1	5	04-Oct-07	20-Oct-07	27221e-31067
PCB194	NA	EPA 8270Cm	ND	ng/dry g	1	5	04-Oct-07	20-Oct-07	27221e-31067
PCB195	NA	EPA 8270Cm	ND	ng/dry g	1	5	04-Oct-07	20-Oct-07	27221e-31067
PCB200	NA	EPA 8270Cm	ND	ng/dry g	1	5	04-Oct-07	20-Oct-07	27221e-31067
PCB201	NA	EPA 8270Cm	ND	ng/dry g	1	5	04-Oct-07	20-Oct-07	27221e-31067
PCB206	NA	EPA 8270Cm	ND	ng/dry g	1	5	04-Oct-07	20-Oct-07	27221e-31067
PCB209	NA	EPA 8270Cm	ND	ng/dry g	1	5	04-Oct-07	20-Oct-07	27221e-31067
Total Detectable PCBs	NA	EPA 8270Cm	15.6	ng/dry g			04-Oct-07	20-Oct-07	27221e-31067

MDL= Method Detection Limit (CFR 40 Part 136); RL= Reporting Limit; J= Estimated Value below the RL and above the MDL; ND= Not Detected; NA= Not Applicable; MI = Matrix Interference

California ELAP Certificate # 2261
57305 R1

CRG Marine Laboratories, Inc.

2020 Del Amo Blvd., Suite 200, Torrance, CA 90501-1206 (310) 533-5190 FAX (310) 533-5003 crglabs@sbcglobal.net

PCB Congeners

Client: *Weston Solutions*

CRG Project ID: *27221e*

CRG ID#: 57306	Sample: A-2	TOP	Date Sampled: 20-Sep-07 10:10
Replicate #: R1	Description: LADPW MDR		Date Received: 20-Sep-07
DILUTION FACTOR: 1	Matrix: Sediment		

CONSTITUENT	FRACTION	METHOD	RESULT	UNITS	MDL	RL	DATE PROCESSED	DATE ANALYZED	BATCH ID
PCB008	NA	EPA 8270Cm	ND	ng/dry g	1	5	04-Oct-07	20-Oct-07	27221e-31067
PCB018	NA	EPA 8270Cm	ND	ng/dry g	1	5	04-Oct-07	20-Oct-07	27221e-31067
PCB028	NA	EPA 8270Cm	ND	ng/dry g	1	5	04-Oct-07	20-Oct-07	27221e-31067
PCB031	NA	EPA 8270Cm	ND	ng/dry g	1	5	04-Oct-07	20-Oct-07	27221e-31067
PCB033	NA	EPA 8270Cm	ND	ng/dry g	1	5	04-Oct-07	20-Oct-07	27221e-31067
PCB037	NA	EPA 8270Cm	ND	ng/dry g	1	5	04-Oct-07	20-Oct-07	27221e-31067
PCB044	NA	EPA 8270Cm	ND	ng/dry g	1	5	04-Oct-07	20-Oct-07	27221e-31067
PCB049	NA	EPA 8270Cm	ND	ng/dry g	1	5	04-Oct-07	20-Oct-07	27221e-31067
PCB052	NA	EPA 8270Cm	ND	ng/dry g	1	5	04-Oct-07	20-Oct-07	27221e-31067
PCB066	NA	EPA 8270Cm	J 1.9	ng/dry g	1	5	04-Oct-07	20-Oct-07	27221e-31067
PCB070	NA	EPA 8270Cm	J 1.6	ng/dry g	1	5	04-Oct-07	20-Oct-07	27221e-31067
PCB074	NA	EPA 8270Cm	ND	ng/dry g	1	5	04-Oct-07	20-Oct-07	27221e-31067
PCB077	NA	EPA 8270Cm	ND	ng/dry g	1	5	04-Oct-07	20-Oct-07	27221e-31067
PCB081	NA	EPA 8270Cm	ND	ng/dry g	1	5	04-Oct-07	20-Oct-07	27221e-31067
PCB087	NA	EPA 8270Cm	ND	ng/dry g	1	5	04-Oct-07	20-Oct-07	27221e-31067
PCB095	NA	EPA 8270Cm	J 2.4	ng/dry g	1	5	04-Oct-07	20-Oct-07	27221e-31067
PCB097	NA	EPA 8270Cm	ND	ng/dry g	1	5	04-Oct-07	20-Oct-07	27221e-31067
PCB099	NA	EPA 8270Cm	J 2.1	ng/dry g	1	5	04-Oct-07	20-Oct-07	27221e-31067
PCB101	NA	EPA 8270Cm	J 3.8	ng/dry g	1	5	04-Oct-07	20-Oct-07	27221e-31067
PCB105	NA	EPA 8270Cm	ND	ng/dry g	1	5	04-Oct-07	20-Oct-07	27221e-31067
PCB110	NA	EPA 8270Cm	J 3.2	ng/dry g	1	5	04-Oct-07	20-Oct-07	27221e-31067
PCB114	NA	EPA 8270Cm	ND	ng/dry g	1	5	04-Oct-07	20-Oct-07	27221e-31067
PCB118	NA	EPA 8270Cm	J 2.3	ng/dry g	1	5	04-Oct-07	20-Oct-07	27221e-31067
PCB119	NA	EPA 8270Cm	ND	ng/dry g	1	5	04-Oct-07	20-Oct-07	27221e-31067
PCB123	NA	EPA 8270Cm	ND	ng/dry g	1	5	04-Oct-07	20-Oct-07	27221e-31067
PCB126	NA	EPA 8270Cm	ND	ng/dry g	1	5	04-Oct-07	20-Oct-07	27221e-31067

MDL= Method Detection Limit (CFR 40 Part 136); RL= Reporting Limit; J= Estimated Value below the RL and above the MDL; ND= Not Detected; NA= Not Applicable; MI = Matrix Interference

California ELAP Certificate # 2261
57306 R1

CRG Marine Laboratories, Inc.

2020 Del Amo Blvd., Suite 200, Torrance, CA 90501-1206 (310) 533-5190 FAX (310) 533-5003 crglabs@sbcglobal.net

PCB Congeners

Client: *Weston Solutions*

CRG Project ID: *27221e*

CRG ID#: 57306	Sample: A-2	TOP	Date Sampled: 20-Sep-07 10:10
Replicate #: R1	Description: LADPW MDR		Date Received: 20-Sep-07
DILUTION FACTOR: 1	Matrix: Sediment		

CONSTITUENT	FRACTION	METHOD	RESULT	UNITS	MDL	RL	DATE PROCESSED	DATE ANALYZED	BATCH ID
PCB128	NA	EPA 8270Cm	ND	ng/dry g	1	5	04-Oct-07	20-Oct-07	27221e-31067
PCB138	NA	EPA 8270Cm	6.5	ng/dry g	1	5	04-Oct-07	20-Oct-07	27221e-31067
PCB141	NA	EPA 8270Cm	ND	ng/dry g	1	5	04-Oct-07	20-Oct-07	27221e-31067
PCB149	NA	EPA 8270Cm	J 2.9	ng/dry g	1	5	04-Oct-07	20-Oct-07	27221e-31067
PCB151	NA	EPA 8270Cm	J 1.1	ng/dry g	1	5	04-Oct-07	20-Oct-07	27221e-31067
PCB153	NA	EPA 8270Cm	J 2.6	ng/dry g	1	5	04-Oct-07	20-Oct-07	27221e-31067
PCB156	NA	EPA 8270Cm	ND	ng/dry g	1	5	04-Oct-07	20-Oct-07	27221e-31067
PCB157	NA	EPA 8270Cm	ND	ng/dry g	1	5	04-Oct-07	20-Oct-07	27221e-31067
PCB158	NA	EPA 8270Cm	ND	ng/dry g	1	5	04-Oct-07	20-Oct-07	27221e-31067
PCB167	NA	EPA 8270Cm	ND	ng/dry g	1	5	04-Oct-07	20-Oct-07	27221e-31067
PCB168+132	NA	EPA 8270Cm	ND	ng/dry g	1	5	04-Oct-07	20-Oct-07	27221e-31067
PCB169	NA	EPA 8270Cm	ND	ng/dry g	1	5	04-Oct-07	20-Oct-07	27221e-31067
PCB170	NA	EPA 8270Cm	ND	ng/dry g	1	5	04-Oct-07	20-Oct-07	27221e-31067
PCB177	NA	EPA 8270Cm	J 1	ng/dry g	1	5	04-Oct-07	20-Oct-07	27221e-31067
PCB180	NA	EPA 8270Cm	J 1.2	ng/dry g	1	5	04-Oct-07	20-Oct-07	27221e-31067
PCB183	NA	EPA 8270Cm	ND	ng/dry g	1	5	04-Oct-07	20-Oct-07	27221e-31067
PCB187	NA	EPA 8270Cm	J 1.3	ng/dry g	1	5	04-Oct-07	20-Oct-07	27221e-31067
PCB189	NA	EPA 8270Cm	ND	ng/dry g	1	5	04-Oct-07	20-Oct-07	27221e-31067
PCB194	NA	EPA 8270Cm	ND	ng/dry g	1	5	04-Oct-07	20-Oct-07	27221e-31067
PCB195	NA	EPA 8270Cm	ND	ng/dry g	1	5	04-Oct-07	20-Oct-07	27221e-31067
PCB200	NA	EPA 8270Cm	ND	ng/dry g	1	5	04-Oct-07	20-Oct-07	27221e-31067
PCB201	NA	EPA 8270Cm	ND	ng/dry g	1	5	04-Oct-07	20-Oct-07	27221e-31067
PCB206	NA	EPA 8270Cm	ND	ng/dry g	1	5	04-Oct-07	20-Oct-07	27221e-31067
PCB209	NA	EPA 8270Cm	ND	ng/dry g	1	5	04-Oct-07	20-Oct-07	27221e-31067
Total Detectable PCBs	NA	EPA 8270Cm	33.9	ng/dry g			04-Oct-07	20-Oct-07	27221e-31067

MDL= Method Detection Limit (CFR 40 Part 136); RL= Reporting Limit; J= Estimated Value below the RL and above the MDL; ND= Not Detected; NA= Not Applicable; MI = Matrix Interference

California ELAP Certificate # 2261
57306 R1

CRG Marine Laboratories, Inc.

2020 Del Amo Blvd., Suite 200, Torrance, CA 90501-1206 (310) 533-5190 FAX (310) 533-5003 crglabs@sbcglobal.net

PCB Congeners

Client: *Weston Solutions*

CRG Project ID: *27221e*

CRG ID#: 57307	Sample: G-1	TOP	Date Sampled: 20-Sep-07 09:00
Replicate #: R1	Description: LADPW MDR		Date Received: 20-Sep-07
DILUTION FACTOR: 1	Matrix: Sediment		

CONSTITUENT	FRACTION	METHOD	RESULT	UNITS	MDL	RL	DATE PROCESSED	DATE ANALYZED	BATCH ID
PCB008	NA	EPA 8270Cm	ND	ng/dry g	1	5	04-Oct-07	20-Oct-07	27221e-31067
PCB018	NA	EPA 8270Cm	ND	ng/dry g	1	5	04-Oct-07	20-Oct-07	27221e-31067
PCB028	NA	EPA 8270Cm	ND	ng/dry g	1	5	04-Oct-07	20-Oct-07	27221e-31067
PCB031	NA	EPA 8270Cm	J 1.5	ng/dry g	1	5	04-Oct-07	20-Oct-07	27221e-31067
PCB033	NA	EPA 8270Cm	J 1.5	ng/dry g	1	5	04-Oct-07	20-Oct-07	27221e-31067
PCB037	NA	EPA 8270Cm	ND	ng/dry g	1	5	04-Oct-07	20-Oct-07	27221e-31067
PCB044	NA	EPA 8270Cm	ND	ng/dry g	1	5	04-Oct-07	20-Oct-07	27221e-31067
PCB049	NA	EPA 8270Cm	J 2.4	ng/dry g	1	5	04-Oct-07	20-Oct-07	27221e-31067
PCB052	NA	EPA 8270Cm	J 2.1	ng/dry g	1	5	04-Oct-07	20-Oct-07	27221e-31067
PCB066	NA	EPA 8270Cm	J 3.9	ng/dry g	1	5	04-Oct-07	20-Oct-07	27221e-31067
PCB070	NA	EPA 8270Cm	J 3.2	ng/dry g	1	5	04-Oct-07	20-Oct-07	27221e-31067
PCB074	NA	EPA 8270Cm	J 1.7	ng/dry g	1	5	04-Oct-07	20-Oct-07	27221e-31067
PCB077	NA	EPA 8270Cm	ND	ng/dry g	1	5	04-Oct-07	20-Oct-07	27221e-31067
PCB081	NA	EPA 8270Cm	ND	ng/dry g	1	5	04-Oct-07	20-Oct-07	27221e-31067
PCB087	NA	EPA 8270Cm	J 1	ng/dry g	1	5	04-Oct-07	20-Oct-07	27221e-31067
PCB095	NA	EPA 8270Cm	J 3.8	ng/dry g	1	5	04-Oct-07	20-Oct-07	27221e-31067
PCB097	NA	EPA 8270Cm	ND	ng/dry g	1	5	04-Oct-07	20-Oct-07	27221e-31067
PCB099	NA	EPA 8270Cm	J 3.5	ng/dry g	1	5	04-Oct-07	20-Oct-07	27221e-31067
PCB101	NA	EPA 8270Cm	6.1	ng/dry g	1	5	04-Oct-07	20-Oct-07	27221e-31067
PCB105	NA	EPA 8270Cm	ND	ng/dry g	1	5	04-Oct-07	20-Oct-07	27221e-31067
PCB110	NA	EPA 8270Cm	J 4.7	ng/dry g	1	5	04-Oct-07	20-Oct-07	27221e-31067
PCB114	NA	EPA 8270Cm	ND	ng/dry g	1	5	04-Oct-07	20-Oct-07	27221e-31067
PCB118	NA	EPA 8270Cm	J 3.3	ng/dry g	1	5	04-Oct-07	20-Oct-07	27221e-31067
PCB119	NA	EPA 8270Cm	ND	ng/dry g	1	5	04-Oct-07	20-Oct-07	27221e-31067
PCB123	NA	EPA 8270Cm	ND	ng/dry g	1	5	04-Oct-07	20-Oct-07	27221e-31067
PCB126	NA	EPA 8270Cm	ND	ng/dry g	1	5	04-Oct-07	20-Oct-07	27221e-31067

MDL= Method Detection Limit (CFR 40 Part 136); RL= Reporting Limit; J= Estimated Value below the RL and above the MDL; ND= Not Detected; NA= Not Applicable; MI = Matrix Interference

California ELAP Certificate # 2261
57307 R1

CRG Marine Laboratories, Inc.

2020 Del Amo Blvd., Suite 200, Torrance, CA 90501-1206 (310) 533-5190 FAX (310) 533-5003 crglabs@sbcglobal.net

PCB Congeners

Client: *Weston Solutions*

CRG Project ID: *27221e*

CRG ID#: 57307	Sample: G-1	TOP	Date Sampled: 20-Sep-07 09:00
Replicate #: R1	Description: LADPW MDR		Date Received: 20-Sep-07
DILUTION FACTOR: 1	Matrix: Sediment		

CONSTITUENT	FRACTION	METHOD	RESULT	UNITS	MDL	RL	DATE PROCESSED	DATE ANALYZED	BATCH ID
PCB128	NA	EPA 8270Cm	ND	ng/dry g	1	5	04-Oct-07	20-Oct-07	27221e-31067
PCB138	NA	EPA 8270Cm	6.5	ng/dry g	1	5	04-Oct-07	20-Oct-07	27221e-31067
PCB141	NA	EPA 8270Cm	ND	ng/dry g	1	5	04-Oct-07	20-Oct-07	27221e-31067
PCB149	NA	EPA 8270Cm	J 4.3	ng/dry g	1	5	04-Oct-07	20-Oct-07	27221e-31067
PCB151	NA	EPA 8270Cm	J 1.4	ng/dry g	1	5	04-Oct-07	20-Oct-07	27221e-31067
PCB153	NA	EPA 8270Cm	J 4.3	ng/dry g	1	5	04-Oct-07	20-Oct-07	27221e-31067
PCB156	NA	EPA 8270Cm	ND	ng/dry g	1	5	04-Oct-07	20-Oct-07	27221e-31067
PCB157	NA	EPA 8270Cm	ND	ng/dry g	1	5	04-Oct-07	20-Oct-07	27221e-31067
PCB158	NA	EPA 8270Cm	ND	ng/dry g	1	5	04-Oct-07	20-Oct-07	27221e-31067
PCB167	NA	EPA 8270Cm	ND	ng/dry g	1	5	04-Oct-07	20-Oct-07	27221e-31067
PCB168+132	NA	EPA 8270Cm	ND	ng/dry g	1	5	04-Oct-07	20-Oct-07	27221e-31067
PCB169	NA	EPA 8270Cm	ND	ng/dry g	1	5	04-Oct-07	20-Oct-07	27221e-31067
PCB170	NA	EPA 8270Cm	ND	ng/dry g	1	5	04-Oct-07	20-Oct-07	27221e-31067
PCB177	NA	EPA 8270Cm	J 1	ng/dry g	1	5	04-Oct-07	20-Oct-07	27221e-31067
PCB180	NA	EPA 8270Cm	J 3.1	ng/dry g	1	5	04-Oct-07	20-Oct-07	27221e-31067
PCB183	NA	EPA 8270Cm	ND	ng/dry g	1	5	04-Oct-07	20-Oct-07	27221e-31067
PCB187	NA	EPA 8270Cm	J 2	ng/dry g	1	5	04-Oct-07	20-Oct-07	27221e-31067
PCB189	NA	EPA 8270Cm	ND	ng/dry g	1	5	04-Oct-07	20-Oct-07	27221e-31067
PCB194	NA	EPA 8270Cm	J 1.4	ng/dry g	1	5	04-Oct-07	20-Oct-07	27221e-31067
PCB195	NA	EPA 8270Cm	ND	ng/dry g	1	5	04-Oct-07	20-Oct-07	27221e-31067
PCB200	NA	EPA 8270Cm	ND	ng/dry g	1	5	04-Oct-07	20-Oct-07	27221e-31067
PCB201	NA	EPA 8270Cm	ND	ng/dry g	1	5	04-Oct-07	20-Oct-07	27221e-31067
PCB206	NA	EPA 8270Cm	ND	ng/dry g	1	5	04-Oct-07	20-Oct-07	27221e-31067
PCB209	NA	EPA 8270Cm	ND	ng/dry g	1	5	04-Oct-07	20-Oct-07	27221e-31067
Total Detectable PCBs	NA	EPA 8270Cm	62.7	ng/dry g			04-Oct-07	20-Oct-07	27221e-31067

MDL= Method Detection Limit (CFR 40 Part 136); RL= Reporting Limit; J= Estimated Value below the RL and above the MDL; ND= Not Detected; NA= Not Applicable; MI = Matrix Interference

California ELAP Certificate # 2261
57307 R1

CRG Marine Laboratories, Inc.

2020 Del Amo Blvd., Suite 200, Torrance, CA 90501-1206 (310) 533-5190 FAX (310) 533-5003 crglabs@sbcglobal.net

PCB Congeners

Client: *Weston Solutions*

CRG Project ID: *27221e*

CRG ID#: 57308	Sample: G-1	Location: BOTTOM	Date Sampled: 20-Sep-07 09:00
Replicate #: R1	Description: LADPW MDR		Date Received: 20-Sep-07
DILUTION FACTOR: 1	Matrix: Sediment		

CONSTITUENT	FRACTION	METHOD	RESULT	UNITS	MDL	RL	DATE PROCESSED	DATE ANALYZED	BATCH ID
PCB008	NA	EPA 8270Cm	ND	ng/dry g	1	5	04-Oct-07	20-Oct-07	27221e-31067
PCB018	NA	EPA 8270Cm	ND	ng/dry g	1	5	04-Oct-07	20-Oct-07	27221e-31067
PCB028	NA	EPA 8270Cm	ND	ng/dry g	1	5	04-Oct-07	20-Oct-07	27221e-31067
PCB031	NA	EPA 8270Cm	ND	ng/dry g	1	5	04-Oct-07	20-Oct-07	27221e-31067
PCB033	NA	EPA 8270Cm	ND	ng/dry g	1	5	04-Oct-07	20-Oct-07	27221e-31067
PCB037	NA	EPA 8270Cm	ND	ng/dry g	1	5	04-Oct-07	20-Oct-07	27221e-31067
PCB044	NA	EPA 8270Cm	ND	ng/dry g	1	5	04-Oct-07	20-Oct-07	27221e-31067
PCB049	NA	EPA 8270Cm	ND	ng/dry g	1	5	04-Oct-07	20-Oct-07	27221e-31067
PCB052	NA	EPA 8270Cm	J 1.2	ng/dry g	1	5	04-Oct-07	20-Oct-07	27221e-31067
PCB066	NA	EPA 8270Cm	J 1.9	ng/dry g	1	5	04-Oct-07	20-Oct-07	27221e-31067
PCB070	NA	EPA 8270Cm	J 1.3	ng/dry g	1	5	04-Oct-07	20-Oct-07	27221e-31067
PCB074	NA	EPA 8270Cm	ND	ng/dry g	1	5	04-Oct-07	20-Oct-07	27221e-31067
PCB077	NA	EPA 8270Cm	ND	ng/dry g	1	5	04-Oct-07	20-Oct-07	27221e-31067
PCB081	NA	EPA 8270Cm	ND	ng/dry g	1	5	04-Oct-07	20-Oct-07	27221e-31067
PCB087	NA	EPA 8270Cm	J 1	ng/dry g	1	5	04-Oct-07	20-Oct-07	27221e-31067
PCB095	NA	EPA 8270Cm	J 1.9	ng/dry g	1	5	04-Oct-07	20-Oct-07	27221e-31067
PCB097	NA	EPA 8270Cm	ND	ng/dry g	1	5	04-Oct-07	20-Oct-07	27221e-31067
PCB099	NA	EPA 8270Cm	J 2.6	ng/dry g	1	5	04-Oct-07	20-Oct-07	27221e-31067
PCB101	NA	EPA 8270Cm	J 3.1	ng/dry g	1	5	04-Oct-07	20-Oct-07	27221e-31067
PCB105	NA	EPA 8270Cm	ND	ng/dry g	1	5	04-Oct-07	20-Oct-07	27221e-31067
PCB110	NA	EPA 8270Cm	J 2.5	ng/dry g	1	5	04-Oct-07	20-Oct-07	27221e-31067
PCB114	NA	EPA 8270Cm	ND	ng/dry g	1	5	04-Oct-07	20-Oct-07	27221e-31067
PCB118	NA	EPA 8270Cm	J 1.9	ng/dry g	1	5	04-Oct-07	20-Oct-07	27221e-31067
PCB119	NA	EPA 8270Cm	ND	ng/dry g	1	5	04-Oct-07	20-Oct-07	27221e-31067
PCB123	NA	EPA 8270Cm	ND	ng/dry g	1	5	04-Oct-07	20-Oct-07	27221e-31067
PCB126	NA	EPA 8270Cm	ND	ng/dry g	1	5	04-Oct-07	20-Oct-07	27221e-31067

MDL= Method Detection Limit (CFR 40 Part 136); RL= Reporting Limit; J= Estimated Value below the RL and above the MDL; ND= Not Detected; NA= Not Applicable; MI = Matrix Interference

California ELAP Certificate # 2261
57308 R1

CRG Marine Laboratories, Inc.

2020 Del Amo Blvd., Suite 200, Torrance, CA 90501-1206 (310) 533-5190 FAX (310) 533-5003 crglabs@sbcglobal.net

PCB Congeners

Client: *Weston Solutions*

CRG Project ID: *27221e*

CRG ID#: 57308	Sample: G-1	BOTTOM	Date Sampled: 20-Sep-07 09:00
Replicate #: R1	Description: LADPW MDR		Date Received: 20-Sep-07
DILUTION FACTOR: 1	Matrix: Sediment		

CONSTITUENT	FRACTION	METHOD	RESULT	UNITS	MDL	RL	DATE PROCESSED	DATE ANALYZED	BATCH ID
PCB128	NA	EPA 8270Cm	ND	ng/dry g	1	5	04-Oct-07	20-Oct-07	27221e-31067
PCB138	NA	EPA 8270Cm	J 2.2	ng/dry g	1	5	04-Oct-07	20-Oct-07	27221e-31067
PCB141	NA	EPA 8270Cm	ND	ng/dry g	1	5	04-Oct-07	20-Oct-07	27221e-31067
PCB149	NA	EPA 8270Cm	J 2	ng/dry g	1	5	04-Oct-07	20-Oct-07	27221e-31067
PCB151	NA	EPA 8270Cm	ND	ng/dry g	1	5	04-Oct-07	20-Oct-07	27221e-31067
PCB153	NA	EPA 8270Cm	J 2.4	ng/dry g	1	5	04-Oct-07	20-Oct-07	27221e-31067
PCB156	NA	EPA 8270Cm	ND	ng/dry g	1	5	04-Oct-07	20-Oct-07	27221e-31067
PCB157	NA	EPA 8270Cm	ND	ng/dry g	1	5	04-Oct-07	20-Oct-07	27221e-31067
PCB158	NA	EPA 8270Cm	ND	ng/dry g	1	5	04-Oct-07	20-Oct-07	27221e-31067
PCB167	NA	EPA 8270Cm	ND	ng/dry g	1	5	04-Oct-07	20-Oct-07	27221e-31067
PCB168+132	NA	EPA 8270Cm	ND	ng/dry g	1	5	04-Oct-07	20-Oct-07	27221e-31067
PCB169	NA	EPA 8270Cm	ND	ng/dry g	1	5	04-Oct-07	20-Oct-07	27221e-31067
PCB170	NA	EPA 8270Cm	ND	ng/dry g	1	5	04-Oct-07	20-Oct-07	27221e-31067
PCB177	NA	EPA 8270Cm	ND	ng/dry g	1	5	04-Oct-07	20-Oct-07	27221e-31067
PCB180	NA	EPA 8270Cm	J 1.5	ng/dry g	1	5	04-Oct-07	20-Oct-07	27221e-31067
PCB183	NA	EPA 8270Cm	ND	ng/dry g	1	5	04-Oct-07	20-Oct-07	27221e-31067
PCB187	NA	EPA 8270Cm	ND	ng/dry g	1	5	04-Oct-07	20-Oct-07	27221e-31067
PCB189	NA	EPA 8270Cm	ND	ng/dry g	1	5	04-Oct-07	20-Oct-07	27221e-31067
PCB194	NA	EPA 8270Cm	ND	ng/dry g	1	5	04-Oct-07	20-Oct-07	27221e-31067
PCB195	NA	EPA 8270Cm	ND	ng/dry g	1	5	04-Oct-07	20-Oct-07	27221e-31067
PCB200	NA	EPA 8270Cm	ND	ng/dry g	1	5	04-Oct-07	20-Oct-07	27221e-31067
PCB201	NA	EPA 8270Cm	ND	ng/dry g	1	5	04-Oct-07	20-Oct-07	27221e-31067
PCB206	NA	EPA 8270Cm	ND	ng/dry g	1	5	04-Oct-07	20-Oct-07	27221e-31067
PCB209	NA	EPA 8270Cm	ND	ng/dry g	1	5	04-Oct-07	20-Oct-07	27221e-31067
Total Detectable PCBs	NA	EPA 8270Cm	25.5	ng/dry g			04-Oct-07	20-Oct-07	27221e-31067

MDL= Method Detection Limit (CFR 40 Part 136); RL= Reporting Limit; J= Estimated Value below the RL and above the MDL; ND= Not Detected; NA= Not Applicable; MI = Matrix Interference

California ELAP Certificate # 2261
57308 R1

CRG Marine Laboratories, Inc.

2020 Del Amo Blvd., Suite 200, Torrance, CA 90501-1206 (310) 533-5190 FAX (310) 533-5003 crglabs@sbcglobal.net

PCB Congeners

Client: *Weston Solutions*

CRG Project ID: *27221e*

CRG ID#: 57309	Sample: G-2	TOP	Date Sampled: 20-Sep-07 07:50
Replicate #: R1	Description: LADPW MDR		Date Received: 20-Sep-07
DILUTION FACTOR: 1	Matrix: Sediment		

CONSTITUENT	FRACTION	METHOD	RESULT	UNITS	MDL	RL	DATE PROCESSED	DATE ANALYZED	BATCH ID
PCB008	NA	EPA 8270Cm	ND	ng/dry g	1	5	04-Oct-07	20-Oct-07	27221e-31067
PCB018	NA	EPA 8270Cm	ND	ng/dry g	1	5	04-Oct-07	20-Oct-07	27221e-31067
PCB028	NA	EPA 8270Cm	ND	ng/dry g	1	5	04-Oct-07	20-Oct-07	27221e-31067
PCB031	NA	EPA 8270Cm	ND	ng/dry g	1	5	04-Oct-07	20-Oct-07	27221e-31067
PCB033	NA	EPA 8270Cm	ND	ng/dry g	1	5	04-Oct-07	20-Oct-07	27221e-31067
PCB037	NA	EPA 8270Cm	ND	ng/dry g	1	5	04-Oct-07	20-Oct-07	27221e-31067
PCB044	NA	EPA 8270Cm	ND	ng/dry g	1	5	04-Oct-07	20-Oct-07	27221e-31067
PCB049	NA	EPA 8270Cm	ND	ng/dry g	1	5	04-Oct-07	20-Oct-07	27221e-31067
PCB052	NA	EPA 8270Cm	ND	ng/dry g	1	5	04-Oct-07	20-Oct-07	27221e-31067
PCB066	NA	EPA 8270Cm	ND	ng/dry g	1	5	04-Oct-07	20-Oct-07	27221e-31067
PCB070	NA	EPA 8270Cm	ND	ng/dry g	1	5	04-Oct-07	20-Oct-07	27221e-31067
PCB074	NA	EPA 8270Cm	ND	ng/dry g	1	5	04-Oct-07	20-Oct-07	27221e-31067
PCB077	NA	EPA 8270Cm	ND	ng/dry g	1	5	04-Oct-07	20-Oct-07	27221e-31067
PCB081	NA	EPA 8270Cm	ND	ng/dry g	1	5	04-Oct-07	20-Oct-07	27221e-31067
PCB087	NA	EPA 8270Cm	J 1.2	ng/dry g	1	5	04-Oct-07	20-Oct-07	27221e-31067
PCB095	NA	EPA 8270Cm	ND	ng/dry g	1	5	04-Oct-07	20-Oct-07	27221e-31067
PCB097	NA	EPA 8270Cm	ND	ng/dry g	1	5	04-Oct-07	20-Oct-07	27221e-31067
PCB099	NA	EPA 8270Cm	J 1.3	ng/dry g	1	5	04-Oct-07	20-Oct-07	27221e-31067
PCB101	NA	EPA 8270Cm	J 1.8	ng/dry g	1	5	04-Oct-07	20-Oct-07	27221e-31067
PCB105	NA	EPA 8270Cm	ND	ng/dry g	1	5	04-Oct-07	20-Oct-07	27221e-31067
PCB110	NA	EPA 8270Cm	J 1.2	ng/dry g	1	5	04-Oct-07	20-Oct-07	27221e-31067
PCB114	NA	EPA 8270Cm	ND	ng/dry g	1	5	04-Oct-07	20-Oct-07	27221e-31067
PCB118	NA	EPA 8270Cm	ND	ng/dry g	1	5	04-Oct-07	20-Oct-07	27221e-31067
PCB119	NA	EPA 8270Cm	ND	ng/dry g	1	5	04-Oct-07	20-Oct-07	27221e-31067
PCB123	NA	EPA 8270Cm	ND	ng/dry g	1	5	04-Oct-07	20-Oct-07	27221e-31067
PCB126	NA	EPA 8270Cm	ND	ng/dry g	1	5	04-Oct-07	20-Oct-07	27221e-31067

MDL= Method Detection Limit (CFR 40 Part 136); RL= Reporting Limit; J= Estimated Value below the RL and above the MDL; ND= Not Detected; NA= Not Applicable; MI = Matrix Interference

California ELAP Certificate # 2261
57309 R1

CRG Marine Laboratories, Inc.

2020 Del Amo Blvd., Suite 200, Torrance, CA 90501-1206 (310) 533-5190 FAX (310) 533-5003 crglabs@sbcglobal.net

PCB Congeners

Client: *Weston Solutions*

CRG Project ID: *27221e*

CRG ID#: 57309	Sample: G-2	TOP	Date Sampled: 20-Sep-07 07:50
Replicate #: R1	Description: LADPW MDR		Date Received: 20-Sep-07
DILUTION FACTOR: 1	Matrix: Sediment		

CONSTITUENT	FRACTION	METHOD	RESULT	UNITS	MDL	RL	DATE PROCESSED	DATE ANALYZED	BATCH ID
PCB128	NA	EPA 8270Cm	ND	ng/dry g	1	5	04-Oct-07	20-Oct-07	27221e-31067
PCB138	NA	EPA 8270Cm	J 1.2	ng/dry g	1	5	04-Oct-07	20-Oct-07	27221e-31067
PCB141	NA	EPA 8270Cm	ND	ng/dry g	1	5	04-Oct-07	20-Oct-07	27221e-31067
PCB149	NA	EPA 8270Cm	J 1.2	ng/dry g	1	5	04-Oct-07	20-Oct-07	27221e-31067
PCB151	NA	EPA 8270Cm	ND	ng/dry g	1	5	04-Oct-07	20-Oct-07	27221e-31067
PCB153	NA	EPA 8270Cm	J 2.1	ng/dry g	1	5	04-Oct-07	20-Oct-07	27221e-31067
PCB156	NA	EPA 8270Cm	ND	ng/dry g	1	5	04-Oct-07	20-Oct-07	27221e-31067
PCB157	NA	EPA 8270Cm	ND	ng/dry g	1	5	04-Oct-07	20-Oct-07	27221e-31067
PCB158	NA	EPA 8270Cm	ND	ng/dry g	1	5	04-Oct-07	20-Oct-07	27221e-31067
PCB167	NA	EPA 8270Cm	ND	ng/dry g	1	5	04-Oct-07	20-Oct-07	27221e-31067
PCB168+132	NA	EPA 8270Cm	J 2.1	ng/dry g	1	5	04-Oct-07	20-Oct-07	27221e-31067
PCB169	NA	EPA 8270Cm	ND	ng/dry g	1	5	04-Oct-07	20-Oct-07	27221e-31067
PCB170	NA	EPA 8270Cm	ND	ng/dry g	1	5	04-Oct-07	20-Oct-07	27221e-31067
PCB177	NA	EPA 8270Cm	ND	ng/dry g	1	5	04-Oct-07	20-Oct-07	27221e-31067
PCB180	NA	EPA 8270Cm	ND	ng/dry g	1	5	04-Oct-07	20-Oct-07	27221e-31067
PCB183	NA	EPA 8270Cm	ND	ng/dry g	1	5	04-Oct-07	20-Oct-07	27221e-31067
PCB187	NA	EPA 8270Cm	ND	ng/dry g	1	5	04-Oct-07	20-Oct-07	27221e-31067
PCB189	NA	EPA 8270Cm	ND	ng/dry g	1	5	04-Oct-07	20-Oct-07	27221e-31067
PCB194	NA	EPA 8270Cm	ND	ng/dry g	1	5	04-Oct-07	20-Oct-07	27221e-31067
PCB195	NA	EPA 8270Cm	ND	ng/dry g	1	5	04-Oct-07	20-Oct-07	27221e-31067
PCB200	NA	EPA 8270Cm	ND	ng/dry g	1	5	04-Oct-07	20-Oct-07	27221e-31067
PCB201	NA	EPA 8270Cm	ND	ng/dry g	1	5	04-Oct-07	20-Oct-07	27221e-31067
PCB206	NA	EPA 8270Cm	ND	ng/dry g	1	5	04-Oct-07	20-Oct-07	27221e-31067
PCB209	NA	EPA 8270Cm	ND	ng/dry g	1	5	04-Oct-07	20-Oct-07	27221e-31067
Total Detectable PCBs	NA	EPA 8270Cm	12.1	ng/dry g			04-Oct-07	20-Oct-07	27221e-31067

MDL= Method Detection Limit (CFR 40 Part 136); RL= Reporting Limit; J= Estimated Value below the RL and above the MDL; ND= Not Detected; NA= Not Applicable; MI = Matrix Interference

California ELAP Certificate # 2261
57309 R1

CRG Marine Laboratories, Inc.

2020 Del Amo Blvd., Suite 200, Torrance, CA 90501-1206 (310) 533-5190 FAX (310) 533-5003 crglabs@sbcglobal.net

PCB Congeners

Client: *Weston Solutions*

CRG Project ID: *27221e*

CRG ID#: 57310

Sample: G-2 BOTTOM

Date Sampled: 20-Sep-07 07:50

Replicate #: R1

Description: LADPW MDR

Date Received: 20-Sep-07

DILUTION FACTOR: 1

Matrix: Sediment

CONSTITUENT	FRACTION	METHOD	RESULT	UNITS	MDL	RL	DATE PROCESSED	DATE ANALYZED	BATCH ID
PCB008	NA	EPA 8270Cm	ND	ng/dry g	1	5	04-Oct-07	20-Oct-07	27221e-31067
PCB018	NA	EPA 8270Cm	ND	ng/dry g	1	5	04-Oct-07	20-Oct-07	27221e-31067
PCB028	NA	EPA 8270Cm	ND	ng/dry g	1	5	04-Oct-07	20-Oct-07	27221e-31067
PCB031	NA	EPA 8270Cm	ND	ng/dry g	1	5	04-Oct-07	20-Oct-07	27221e-31067
PCB033	NA	EPA 8270Cm	ND	ng/dry g	1	5	04-Oct-07	20-Oct-07	27221e-31067
PCB037	NA	EPA 8270Cm	ND	ng/dry g	1	5	04-Oct-07	20-Oct-07	27221e-31067
PCB044	NA	EPA 8270Cm	ND	ng/dry g	1	5	04-Oct-07	20-Oct-07	27221e-31067
PCB049	NA	EPA 8270Cm	ND	ng/dry g	1	5	04-Oct-07	20-Oct-07	27221e-31067
PCB052	NA	EPA 8270Cm	ND	ng/dry g	1	5	04-Oct-07	20-Oct-07	27221e-31067
PCB066	NA	EPA 8270Cm	ND	ng/dry g	1	5	04-Oct-07	20-Oct-07	27221e-31067
PCB070	NA	EPA 8270Cm	ND	ng/dry g	1	5	04-Oct-07	20-Oct-07	27221e-31067
PCB074	NA	EPA 8270Cm	ND	ng/dry g	1	5	04-Oct-07	20-Oct-07	27221e-31067
PCB077	NA	EPA 8270Cm	ND	ng/dry g	1	5	04-Oct-07	20-Oct-07	27221e-31067
PCB081	NA	EPA 8270Cm	ND	ng/dry g	1	5	04-Oct-07	20-Oct-07	27221e-31067
PCB087	NA	EPA 8270Cm	ND	ng/dry g	1	5	04-Oct-07	20-Oct-07	27221e-31067
PCB095	NA	EPA 8270Cm	ND	ng/dry g	1	5	04-Oct-07	20-Oct-07	27221e-31067
PCB097	NA	EPA 8270Cm	ND	ng/dry g	1	5	04-Oct-07	20-Oct-07	27221e-31067
PCB099	NA	EPA 8270Cm	ND	ng/dry g	1	5	04-Oct-07	20-Oct-07	27221e-31067
PCB101	NA	EPA 8270Cm	ND	ng/dry g	1	5	04-Oct-07	20-Oct-07	27221e-31067
PCB105	NA	EPA 8270Cm	ND	ng/dry g	1	5	04-Oct-07	20-Oct-07	27221e-31067
PCB110	NA	EPA 8270Cm	ND	ng/dry g	1	5	04-Oct-07	20-Oct-07	27221e-31067
PCB114	NA	EPA 8270Cm	ND	ng/dry g	1	5	04-Oct-07	20-Oct-07	27221e-31067
PCB118	NA	EPA 8270Cm	ND	ng/dry g	1	5	04-Oct-07	20-Oct-07	27221e-31067
PCB119	NA	EPA 8270Cm	ND	ng/dry g	1	5	04-Oct-07	20-Oct-07	27221e-31067
PCB123	NA	EPA 8270Cm	ND	ng/dry g	1	5	04-Oct-07	20-Oct-07	27221e-31067
PCB126	NA	EPA 8270Cm	ND	ng/dry g	1	5	04-Oct-07	20-Oct-07	27221e-31067

MDL= Method Detection Limit (CFR 40 Part 136); RL= Reporting Limit; J= Estimated Value below the RL and above the MDL; ND= Not Detected; NA= Not Applicable; MI = Matrix Interference

California ELAP Certificate # 2261

57310 R1

CRG Marine Laboratories, Inc.

2020 Del Amo Blvd., Suite 200, Torrance, CA 90501-1206 (310) 533-5190 FAX (310) 533-5003 crglabs@sbcglobal.net

PCB Congeners

Client: *Weston Solutions*

CRG Project ID: *27221e*

CRG ID#: 57310	Sample: G-2	BOTTOM	Date Sampled: 20-Sep-07 07:50
Replicate #: R1	Description: LADPW MDR		Date Received: 20-Sep-07
DILUTION FACTOR: 1	Matrix: Sediment		

CONSTITUENT	FRACTION	METHOD	RESULT	UNITS	MDL	RL	DATE PROCESSED	DATE ANALYZED	BATCH ID
PCB128	NA	EPA 8270Cm	ND	ng/dry g	1	5	04-Oct-07	20-Oct-07	27221e-31067
PCB138	NA	EPA 8270Cm	ND	ng/dry g	1	5	04-Oct-07	20-Oct-07	27221e-31067
PCB141	NA	EPA 8270Cm	ND	ng/dry g	1	5	04-Oct-07	20-Oct-07	27221e-31067
PCB149	NA	EPA 8270Cm	ND	ng/dry g	1	5	04-Oct-07	20-Oct-07	27221e-31067
PCB151	NA	EPA 8270Cm	ND	ng/dry g	1	5	04-Oct-07	20-Oct-07	27221e-31067
PCB153	NA	EPA 8270Cm	ND	ng/dry g	1	5	04-Oct-07	20-Oct-07	27221e-31067
PCB156	NA	EPA 8270Cm	ND	ng/dry g	1	5	04-Oct-07	20-Oct-07	27221e-31067
PCB157	NA	EPA 8270Cm	ND	ng/dry g	1	5	04-Oct-07	20-Oct-07	27221e-31067
PCB158	NA	EPA 8270Cm	ND	ng/dry g	1	5	04-Oct-07	20-Oct-07	27221e-31067
PCB167	NA	EPA 8270Cm	ND	ng/dry g	1	5	04-Oct-07	20-Oct-07	27221e-31067
PCB168+132	NA	EPA 8270Cm	ND	ng/dry g	1	5	04-Oct-07	20-Oct-07	27221e-31067
PCB169	NA	EPA 8270Cm	ND	ng/dry g	1	5	04-Oct-07	20-Oct-07	27221e-31067
PCB170	NA	EPA 8270Cm	ND	ng/dry g	1	5	04-Oct-07	20-Oct-07	27221e-31067
PCB177	NA	EPA 8270Cm	ND	ng/dry g	1	5	04-Oct-07	20-Oct-07	27221e-31067
PCB180	NA	EPA 8270Cm	ND	ng/dry g	1	5	04-Oct-07	20-Oct-07	27221e-31067
PCB183	NA	EPA 8270Cm	ND	ng/dry g	1	5	04-Oct-07	20-Oct-07	27221e-31067
PCB187	NA	EPA 8270Cm	ND	ng/dry g	1	5	04-Oct-07	20-Oct-07	27221e-31067
PCB189	NA	EPA 8270Cm	ND	ng/dry g	1	5	04-Oct-07	20-Oct-07	27221e-31067
PCB194	NA	EPA 8270Cm	ND	ng/dry g	1	5	04-Oct-07	20-Oct-07	27221e-31067
PCB195	NA	EPA 8270Cm	ND	ng/dry g	1	5	04-Oct-07	20-Oct-07	27221e-31067
PCB200	NA	EPA 8270Cm	ND	ng/dry g	1	5	04-Oct-07	20-Oct-07	27221e-31067
PCB201	NA	EPA 8270Cm	ND	ng/dry g	1	5	04-Oct-07	20-Oct-07	27221e-31067
PCB206	NA	EPA 8270Cm	ND	ng/dry g	1	5	04-Oct-07	20-Oct-07	27221e-31067
PCB209	NA	EPA 8270Cm	ND	ng/dry g	1	5	04-Oct-07	20-Oct-07	27221e-31067
Total Detectable PCBs	NA	EPA 8270Cm		ng/dry g			04-Oct-07	20-Oct-07	27221e-31067

MDL= Method Detection Limit (CFR 40 Part 136); RL= Reporting Limit; J= Estimated Value below the RL and above the MDL; ND= Not Detected; NA= Not Applicable; MI = Matrix Interference

California ELAP Certificate # 2261
57310 R1

CRG Marine Laboratories, Inc.

2020 Del Amo Blvd., Suite 200, Torrance, CA 90501-1206 (310) 533-5190 FAX (310) 533-5003 crglabs@sbcglobal.net

PCB Congeners

Client: *Weston Solutions*

CRG Project ID: *27221e*

CRG ID#: 57311	Sample: H-2	TOP	Date Sampled: 19-Sep-07 16:45
Replicate #: R1	Description: LADPW MDR		Date Received: 20-Sep-07
DILUTION FACTOR: 1	Matrix: Sediment		

CONSTITUENT	FRACTION	METHOD	RESULT	UNITS	MDL	RL	DATE PROCESSED	DATE ANALYZED	BATCH ID
PCB008	NA	EPA 8270Cm	ND	ng/dry g	1	5	04-Oct-07	20-Oct-07	27221e-31067
PCB018	NA	EPA 8270Cm	ND	ng/dry g	1	5	04-Oct-07	20-Oct-07	27221e-31067
PCB028	NA	EPA 8270Cm	ND	ng/dry g	1	5	04-Oct-07	20-Oct-07	27221e-31067
PCB031	NA	EPA 8270Cm	ND	ng/dry g	1	5	04-Oct-07	20-Oct-07	27221e-31067
PCB033	NA	EPA 8270Cm	ND	ng/dry g	1	5	04-Oct-07	20-Oct-07	27221e-31067
PCB037	NA	EPA 8270Cm	ND	ng/dry g	1	5	04-Oct-07	20-Oct-07	27221e-31067
PCB044	NA	EPA 8270Cm	ND	ng/dry g	1	5	04-Oct-07	20-Oct-07	27221e-31067
PCB049	NA	EPA 8270Cm	J 1.1	ng/dry g	1	5	04-Oct-07	20-Oct-07	27221e-31067
PCB052	NA	EPA 8270Cm	ND	ng/dry g	1	5	04-Oct-07	20-Oct-07	27221e-31067
PCB066	NA	EPA 8270Cm	J 1.4	ng/dry g	1	5	04-Oct-07	20-Oct-07	27221e-31067
PCB070	NA	EPA 8270Cm	ND	ng/dry g	1	5	04-Oct-07	20-Oct-07	27221e-31067
PCB074	NA	EPA 8270Cm	ND	ng/dry g	1	5	04-Oct-07	20-Oct-07	27221e-31067
PCB077	NA	EPA 8270Cm	ND	ng/dry g	1	5	04-Oct-07	20-Oct-07	27221e-31067
PCB081	NA	EPA 8270Cm	ND	ng/dry g	1	5	04-Oct-07	20-Oct-07	27221e-31067
PCB087	NA	EPA 8270Cm	J 1.1	ng/dry g	1	5	04-Oct-07	20-Oct-07	27221e-31067
PCB095	NA	EPA 8270Cm	J 1.3	ng/dry g	1	5	04-Oct-07	20-Oct-07	27221e-31067
PCB097	NA	EPA 8270Cm	ND	ng/dry g	1	5	04-Oct-07	20-Oct-07	27221e-31067
PCB099	NA	EPA 8270Cm	J 1.4	ng/dry g	1	5	04-Oct-07	20-Oct-07	27221e-31067
PCB101	NA	EPA 8270Cm	J 2.3	ng/dry g	1	5	04-Oct-07	20-Oct-07	27221e-31067
PCB105	NA	EPA 8270Cm	ND	ng/dry g	1	5	04-Oct-07	20-Oct-07	27221e-31067
PCB110	NA	EPA 8270Cm	J 1.9	ng/dry g	1	5	04-Oct-07	20-Oct-07	27221e-31067
PCB114	NA	EPA 8270Cm	ND	ng/dry g	1	5	04-Oct-07	20-Oct-07	27221e-31067
PCB118	NA	EPA 8270Cm	J 1.1	ng/dry g	1	5	04-Oct-07	20-Oct-07	27221e-31067
PCB119	NA	EPA 8270Cm	ND	ng/dry g	1	5	04-Oct-07	20-Oct-07	27221e-31067
PCB123	NA	EPA 8270Cm	ND	ng/dry g	1	5	04-Oct-07	20-Oct-07	27221e-31067
PCB126	NA	EPA 8270Cm	ND	ng/dry g	1	5	04-Oct-07	20-Oct-07	27221e-31067

MDL= Method Detection Limit (CFR 40 Part 136); RL= Reporting Limit; J= Estimated Value below the RL and above the MDL; ND= Not Detected; NA= Not Applicable; MI = Matrix Interference

California ELAP Certificate # 2261
57311 R1

CRG Marine Laboratories, Inc.

2020 Del Amo Blvd., Suite 200, Torrance, CA 90501-1206 (310) 533-5190 FAX (310) 533-5003 crglabs@sbcglobal.net

PCB Congeners

Client: *Weston Solutions*

CRG Project ID: *27221e*

CRG ID#: 57311	Sample: H-2	TOP	Date Sampled: 19-Sep-07 16:45
Replicate #: R1	Description: LADPW MDR		Date Received: 20-Sep-07
DILUTION FACTOR: 1	Matrix: Sediment		

CONSTITUENT	FRACTION	METHOD	RESULT	UNITS	MDL	RL	DATE PROCESSED	DATE ANALYZED	BATCH ID
PCB128	NA	EPA 8270Cm	ND	ng/dry g	1	5	04-Oct-07	20-Oct-07	27221e-31067
PCB138	NA	EPA 8270Cm	J 1.6	ng/dry g	1	5	04-Oct-07	20-Oct-07	27221e-31067
PCB141	NA	EPA 8270Cm	ND	ng/dry g	1	5	04-Oct-07	20-Oct-07	27221e-31067
PCB149	NA	EPA 8270Cm	J 1.4	ng/dry g	1	5	04-Oct-07	20-Oct-07	27221e-31067
PCB151	NA	EPA 8270Cm	ND	ng/dry g	1	5	04-Oct-07	20-Oct-07	27221e-31067
PCB153	NA	EPA 8270Cm	J 1.8	ng/dry g	1	5	04-Oct-07	20-Oct-07	27221e-31067
PCB156	NA	EPA 8270Cm	ND	ng/dry g	1	5	04-Oct-07	20-Oct-07	27221e-31067
PCB157	NA	EPA 8270Cm	ND	ng/dry g	1	5	04-Oct-07	20-Oct-07	27221e-31067
PCB158	NA	EPA 8270Cm	ND	ng/dry g	1	5	04-Oct-07	20-Oct-07	27221e-31067
PCB167	NA	EPA 8270Cm	ND	ng/dry g	1	5	04-Oct-07	20-Oct-07	27221e-31067
PCB168+132	NA	EPA 8270Cm	ND	ng/dry g	1	5	04-Oct-07	20-Oct-07	27221e-31067
PCB169	NA	EPA 8270Cm	ND	ng/dry g	1	5	04-Oct-07	20-Oct-07	27221e-31067
PCB170	NA	EPA 8270Cm	ND	ng/dry g	1	5	04-Oct-07	20-Oct-07	27221e-31067
PCB177	NA	EPA 8270Cm	ND	ng/dry g	1	5	04-Oct-07	20-Oct-07	27221e-31067
PCB180	NA	EPA 8270Cm	J 1.1	ng/dry g	1	5	04-Oct-07	20-Oct-07	27221e-31067
PCB183	NA	EPA 8270Cm	ND	ng/dry g	1	5	04-Oct-07	20-Oct-07	27221e-31067
PCB187	NA	EPA 8270Cm	ND	ng/dry g	1	5	04-Oct-07	20-Oct-07	27221e-31067
PCB189	NA	EPA 8270Cm	ND	ng/dry g	1	5	04-Oct-07	20-Oct-07	27221e-31067
PCB194	NA	EPA 8270Cm	ND	ng/dry g	1	5	04-Oct-07	20-Oct-07	27221e-31067
PCB195	NA	EPA 8270Cm	ND	ng/dry g	1	5	04-Oct-07	20-Oct-07	27221e-31067
PCB200	NA	EPA 8270Cm	ND	ng/dry g	1	5	04-Oct-07	20-Oct-07	27221e-31067
PCB201	NA	EPA 8270Cm	ND	ng/dry g	1	5	04-Oct-07	20-Oct-07	27221e-31067
PCB206	NA	EPA 8270Cm	ND	ng/dry g	1	5	04-Oct-07	20-Oct-07	27221e-31067
PCB209	NA	EPA 8270Cm	ND	ng/dry g	1	5	04-Oct-07	20-Oct-07	27221e-31067
Total Detectable PCBs	NA	EPA 8270Cm	17.5	ng/dry g			04-Oct-07	20-Oct-07	27221e-31067

MDL= Method Detection Limit (CFR 40 Part 136); RL= Reporting Limit; J= Estimated Value below the RL and above the MDL; ND= Not Detected; NA= Not Applicable; MI = Matrix Interference

California ELAP Certificate # 2261
57311 R1

CRG Marine Laboratories, Inc.

2020 Del Amo Blvd., Suite 200, Torrance, CA 90501-1206 (310) 533-5190 FAX (310) 533-5003 crglabs@sbcglobal.net

PCB Congeners

Client: *Weston Solutions*

CRG Project ID: *27221e*

CRG ID#: 57312	Sample: H-2	BOTTOM	Date Sampled: 19-Sep-07 16:45
Replicate #: R1	Description: LADPW MDR		Date Received: 20-Sep-07
DILUTION FACTOR: 1	Matrix: Sediment		

CONSTITUENT	FRACTION	METHOD	RESULT	UNITS	MDL	RL	DATE PROCESSED	DATE ANALYZED	BATCH ID
PCB008	NA	EPA 8270Cm	ND	ng/dry g	1	5	04-Oct-07	20-Oct-07	27221e-31067
PCB018	NA	EPA 8270Cm	ND	ng/dry g	1	5	04-Oct-07	20-Oct-07	27221e-31067
PCB028	NA	EPA 8270Cm	ND	ng/dry g	1	5	04-Oct-07	20-Oct-07	27221e-31067
PCB031	NA	EPA 8270Cm	ND	ng/dry g	1	5	04-Oct-07	20-Oct-07	27221e-31067
PCB033	NA	EPA 8270Cm	ND	ng/dry g	1	5	04-Oct-07	20-Oct-07	27221e-31067
PCB037	NA	EPA 8270Cm	ND	ng/dry g	1	5	04-Oct-07	20-Oct-07	27221e-31067
PCB044	NA	EPA 8270Cm	ND	ng/dry g	1	5	04-Oct-07	20-Oct-07	27221e-31067
PCB049	NA	EPA 8270Cm	ND	ng/dry g	1	5	04-Oct-07	20-Oct-07	27221e-31067
PCB052	NA	EPA 8270Cm	ND	ng/dry g	1	5	04-Oct-07	20-Oct-07	27221e-31067
PCB066	NA	EPA 8270Cm	J 1.6	ng/dry g	1	5	04-Oct-07	20-Oct-07	27221e-31067
PCB070	NA	EPA 8270Cm	ND	ng/dry g	1	5	04-Oct-07	20-Oct-07	27221e-31067
PCB074	NA	EPA 8270Cm	ND	ng/dry g	1	5	04-Oct-07	20-Oct-07	27221e-31067
PCB077	NA	EPA 8270Cm	ND	ng/dry g	1	5	04-Oct-07	20-Oct-07	27221e-31067
PCB081	NA	EPA 8270Cm	ND	ng/dry g	1	5	04-Oct-07	20-Oct-07	27221e-31067
PCB087	NA	EPA 8270Cm	ND	ng/dry g	1	5	04-Oct-07	20-Oct-07	27221e-31067
PCB095	NA	EPA 8270Cm	J 1	ng/dry g	1	5	04-Oct-07	20-Oct-07	27221e-31067
PCB097	NA	EPA 8270Cm	ND	ng/dry g	1	5	04-Oct-07	20-Oct-07	27221e-31067
PCB099	NA	EPA 8270Cm	ND	ng/dry g	1	5	04-Oct-07	20-Oct-07	27221e-31067
PCB101	NA	EPA 8270Cm	J 1.8	ng/dry g	1	5	04-Oct-07	20-Oct-07	27221e-31067
PCB105	NA	EPA 8270Cm	ND	ng/dry g	1	5	04-Oct-07	20-Oct-07	27221e-31067
PCB110	NA	EPA 8270Cm	J 1.4	ng/dry g	1	5	04-Oct-07	20-Oct-07	27221e-31067
PCB114	NA	EPA 8270Cm	ND	ng/dry g	1	5	04-Oct-07	20-Oct-07	27221e-31067
PCB118	NA	EPA 8270Cm	ND	ng/dry g	1	5	04-Oct-07	20-Oct-07	27221e-31067
PCB119	NA	EPA 8270Cm	ND	ng/dry g	1	5	04-Oct-07	20-Oct-07	27221e-31067
PCB123	NA	EPA 8270Cm	ND	ng/dry g	1	5	04-Oct-07	20-Oct-07	27221e-31067
PCB126	NA	EPA 8270Cm	ND	ng/dry g	1	5	04-Oct-07	20-Oct-07	27221e-31067

MDL= Method Detection Limit (CFR 40 Part 136); RL= Reporting Limit; J= Estimated Value below the RL and above the MDL; ND= Not Detected; NA= Not Applicable; MI = Matrix Interference

California ELAP Certificate # 2261
57312 R1

CRG Marine Laboratories, Inc.

2020 Del Amo Blvd., Suite 200, Torrance, CA 90501-1206 (310) 533-5190 FAX (310) 533-5003 crglabs@sbcglobal.net

PCB Congeners

Client: *Weston Solutions*

CRG Project ID: *27221e*

CRG ID#: 57312	Sample: H-2	Location: BOTTOM	Date Sampled: 19-Sep-07 16:45
Replicate #: R1	Description: LADPW MDR		Date Received: 20-Sep-07
DILUTION FACTOR: 1	Matrix: Sediment		

CONSTITUENT	FRACTION	METHOD	RESULT	UNITS	MDL	RL	DATE PROCESSED	DATE ANALYZED	BATCH ID
PCB128	NA	EPA 8270Cm	ND	ng/dry g	1	5	04-Oct-07	20-Oct-07	27221e-31067
PCB138	NA	EPA 8270Cm	J 2.3	ng/dry g	1	5	04-Oct-07	20-Oct-07	27221e-31067
PCB141	NA	EPA 8270Cm	ND	ng/dry g	1	5	04-Oct-07	20-Oct-07	27221e-31067
PCB149	NA	EPA 8270Cm	J 1.1	ng/dry g	1	5	04-Oct-07	20-Oct-07	27221e-31067
PCB151	NA	EPA 8270Cm	ND	ng/dry g	1	5	04-Oct-07	20-Oct-07	27221e-31067
PCB153	NA	EPA 8270Cm	J 1.5	ng/dry g	1	5	04-Oct-07	20-Oct-07	27221e-31067
PCB156	NA	EPA 8270Cm	ND	ng/dry g	1	5	04-Oct-07	20-Oct-07	27221e-31067
PCB157	NA	EPA 8270Cm	ND	ng/dry g	1	5	04-Oct-07	20-Oct-07	27221e-31067
PCB158	NA	EPA 8270Cm	ND	ng/dry g	1	5	04-Oct-07	20-Oct-07	27221e-31067
PCB167	NA	EPA 8270Cm	ND	ng/dry g	1	5	04-Oct-07	20-Oct-07	27221e-31067
PCB168+132	NA	EPA 8270Cm	ND	ng/dry g	1	5	04-Oct-07	20-Oct-07	27221e-31067
PCB169	NA	EPA 8270Cm	ND	ng/dry g	1	5	04-Oct-07	20-Oct-07	27221e-31067
PCB170	NA	EPA 8270Cm	ND	ng/dry g	1	5	04-Oct-07	20-Oct-07	27221e-31067
PCB177	NA	EPA 8270Cm	ND	ng/dry g	1	5	04-Oct-07	20-Oct-07	27221e-31067
PCB180	NA	EPA 8270Cm	ND	ng/dry g	1	5	04-Oct-07	20-Oct-07	27221e-31067
PCB183	NA	EPA 8270Cm	ND	ng/dry g	1	5	04-Oct-07	20-Oct-07	27221e-31067
PCB187	NA	EPA 8270Cm	ND	ng/dry g	1	5	04-Oct-07	20-Oct-07	27221e-31067
PCB189	NA	EPA 8270Cm	ND	ng/dry g	1	5	04-Oct-07	20-Oct-07	27221e-31067
PCB194	NA	EPA 8270Cm	ND	ng/dry g	1	5	04-Oct-07	20-Oct-07	27221e-31067
PCB195	NA	EPA 8270Cm	ND	ng/dry g	1	5	04-Oct-07	20-Oct-07	27221e-31067
PCB200	NA	EPA 8270Cm	ND	ng/dry g	1	5	04-Oct-07	20-Oct-07	27221e-31067
PCB201	NA	EPA 8270Cm	ND	ng/dry g	1	5	04-Oct-07	20-Oct-07	27221e-31067
PCB206	NA	EPA 8270Cm	ND	ng/dry g	1	5	04-Oct-07	20-Oct-07	27221e-31067
PCB209	NA	EPA 8270Cm	ND	ng/dry g	1	5	04-Oct-07	20-Oct-07	27221e-31067
Total Detectable PCBs	NA	EPA 8270Cm	10.7	ng/dry g			04-Oct-07	20-Oct-07	27221e-31067

MDL= Method Detection Limit (CFR 40 Part 136); RL= Reporting Limit; J= Estimated Value below the RL and above the MDL; ND= Not Detected; NA= Not Applicable; MI = Matrix Interference

California ELAP Certificate # 2261
57312 R1

CRG Marine Laboratories, Inc.

2020 Del Amo Blvd., Suite 200, Torrance, CA 90501-1206 (310) 533-5190 FAX (310) 533-5003 crglabs@sbcglobal.net

PCB Congeners

Client: *Weston Solutions*

CRG Project ID: *27221e*

CRG ID#: 57313

Sample: B-2 TOP

Date Sampled: 19-Sep-07 15:30

Replicate #: R1

Description: LADPW MDR

Date Received: 20-Sep-07

DILUTION FACTOR: 1

Matrix: Sediment

CONSTITUENT	FRACTION	METHOD	RESULT	UNITS	MDL	RL	DATE PROCESSED	DATE ANALYZED	BATCH ID
PCB008	NA	EPA 8270Cm	ND	ng/dry g	1	5	04-Oct-07	20-Oct-07	27221e-31067
PCB018	NA	EPA 8270Cm	ND	ng/dry g	1	5	04-Oct-07	20-Oct-07	27221e-31067
PCB028	NA	EPA 8270Cm	ND	ng/dry g	1	5	04-Oct-07	20-Oct-07	27221e-31067
PCB031	NA	EPA 8270Cm	ND	ng/dry g	1	5	04-Oct-07	20-Oct-07	27221e-31067
PCB033	NA	EPA 8270Cm	ND	ng/dry g	1	5	04-Oct-07	20-Oct-07	27221e-31067
PCB037	NA	EPA 8270Cm	ND	ng/dry g	1	5	04-Oct-07	20-Oct-07	27221e-31067
PCB044	NA	EPA 8270Cm	ND	ng/dry g	1	5	04-Oct-07	20-Oct-07	27221e-31067
PCB049	NA	EPA 8270Cm	ND	ng/dry g	1	5	04-Oct-07	20-Oct-07	27221e-31067
PCB052	NA	EPA 8270Cm	ND	ng/dry g	1	5	04-Oct-07	20-Oct-07	27221e-31067
PCB066	NA	EPA 8270Cm	ND	ng/dry g	1	5	04-Oct-07	20-Oct-07	27221e-31067
PCB070	NA	EPA 8270Cm	ND	ng/dry g	1	5	04-Oct-07	20-Oct-07	27221e-31067
PCB074	NA	EPA 8270Cm	ND	ng/dry g	1	5	04-Oct-07	20-Oct-07	27221e-31067
PCB077	NA	EPA 8270Cm	ND	ng/dry g	1	5	04-Oct-07	20-Oct-07	27221e-31067
PCB081	NA	EPA 8270Cm	ND	ng/dry g	1	5	04-Oct-07	20-Oct-07	27221e-31067
PCB087	NA	EPA 8270Cm	ND	ng/dry g	1	5	04-Oct-07	20-Oct-07	27221e-31067
PCB095	NA	EPA 8270Cm	ND	ng/dry g	1	5	04-Oct-07	20-Oct-07	27221e-31067
PCB097	NA	EPA 8270Cm	ND	ng/dry g	1	5	04-Oct-07	20-Oct-07	27221e-31067
PCB099	NA	EPA 8270Cm	ND	ng/dry g	1	5	04-Oct-07	20-Oct-07	27221e-31067
PCB101	NA	EPA 8270Cm	ND	ng/dry g	1	5	04-Oct-07	20-Oct-07	27221e-31067
PCB105	NA	EPA 8270Cm	ND	ng/dry g	1	5	04-Oct-07	20-Oct-07	27221e-31067
PCB110	NA	EPA 8270Cm	ND	ng/dry g	1	5	04-Oct-07	20-Oct-07	27221e-31067
PCB114	NA	EPA 8270Cm	ND	ng/dry g	1	5	04-Oct-07	20-Oct-07	27221e-31067
PCB118	NA	EPA 8270Cm	ND	ng/dry g	1	5	04-Oct-07	20-Oct-07	27221e-31067
PCB119	NA	EPA 8270Cm	ND	ng/dry g	1	5	04-Oct-07	20-Oct-07	27221e-31067
PCB123	NA	EPA 8270Cm	ND	ng/dry g	1	5	04-Oct-07	20-Oct-07	27221e-31067
PCB126	NA	EPA 8270Cm	ND	ng/dry g	1	5	04-Oct-07	20-Oct-07	27221e-31067

MDL= Method Detection Limit (CFR 40 Part 136); RL= Reporting Limit; J= Estimated Value below the RL and above the MDL; ND= Not Detected; NA= Not Applicable; MI = Matrix Interference

California ELAP Certificate # 2261

57313

R1

CRG Marine Laboratories, Inc.

2020 Del Amo Blvd., Suite 200, Torrance, CA 90501-1206 (310) 533-5190 FAX (310) 533-5003 crglabs@sbcglobal.net

PCB Congeners

Client: *Weston Solutions*

CRG Project ID: *27221e*

CRG ID#: 57313

Sample: B-2 TOP

Date Sampled: 19-Sep-07 15:30

Replicate #: R1

Description: LADPW MDR

Date Received: 20-Sep-07

DILUTION FACTOR: 1

Matrix: Sediment

CONSTITUENT	FRACTION	METHOD	RESULT	UNITS	MDL	RL	DATE PROCESSED	DATE ANALYZED	BATCH ID
PCB128	NA	EPA 8270Cm	ND	ng/dry g	1	5	04-Oct-07	20-Oct-07	27221e-31067
PCB138	NA	EPA 8270Cm	ND	ng/dry g	1	5	04-Oct-07	20-Oct-07	27221e-31067
PCB141	NA	EPA 8270Cm	ND	ng/dry g	1	5	04-Oct-07	20-Oct-07	27221e-31067
PCB149	NA	EPA 8270Cm	ND	ng/dry g	1	5	04-Oct-07	20-Oct-07	27221e-31067
PCB151	NA	EPA 8270Cm	ND	ng/dry g	1	5	04-Oct-07	20-Oct-07	27221e-31067
PCB153	NA	EPA 8270Cm	ND	ng/dry g	1	5	04-Oct-07	20-Oct-07	27221e-31067
PCB156	NA	EPA 8270Cm	ND	ng/dry g	1	5	04-Oct-07	20-Oct-07	27221e-31067
PCB157	NA	EPA 8270Cm	ND	ng/dry g	1	5	04-Oct-07	20-Oct-07	27221e-31067
PCB158	NA	EPA 8270Cm	ND	ng/dry g	1	5	04-Oct-07	20-Oct-07	27221e-31067
PCB167	NA	EPA 8270Cm	ND	ng/dry g	1	5	04-Oct-07	20-Oct-07	27221e-31067
PCB168+132	NA	EPA 8270Cm	ND	ng/dry g	1	5	04-Oct-07	20-Oct-07	27221e-31067
PCB169	NA	EPA 8270Cm	ND	ng/dry g	1	5	04-Oct-07	20-Oct-07	27221e-31067
PCB170	NA	EPA 8270Cm	ND	ng/dry g	1	5	04-Oct-07	20-Oct-07	27221e-31067
PCB177	NA	EPA 8270Cm	ND	ng/dry g	1	5	04-Oct-07	20-Oct-07	27221e-31067
PCB180	NA	EPA 8270Cm	ND	ng/dry g	1	5	04-Oct-07	20-Oct-07	27221e-31067
PCB183	NA	EPA 8270Cm	ND	ng/dry g	1	5	04-Oct-07	20-Oct-07	27221e-31067
PCB187	NA	EPA 8270Cm	ND	ng/dry g	1	5	04-Oct-07	20-Oct-07	27221e-31067
PCB189	NA	EPA 8270Cm	ND	ng/dry g	1	5	04-Oct-07	20-Oct-07	27221e-31067
PCB194	NA	EPA 8270Cm	ND	ng/dry g	1	5	04-Oct-07	20-Oct-07	27221e-31067
PCB195	NA	EPA 8270Cm	ND	ng/dry g	1	5	04-Oct-07	20-Oct-07	27221e-31067
PCB200	NA	EPA 8270Cm	ND	ng/dry g	1	5	04-Oct-07	20-Oct-07	27221e-31067
PCB201	NA	EPA 8270Cm	ND	ng/dry g	1	5	04-Oct-07	20-Oct-07	27221e-31067
PCB206	NA	EPA 8270Cm	ND	ng/dry g	1	5	04-Oct-07	20-Oct-07	27221e-31067
PCB209	NA	EPA 8270Cm	ND	ng/dry g	1	5	04-Oct-07	20-Oct-07	27221e-31067
Total Detectable PCBs	NA	EPA 8270Cm		ng/dry g			04-Oct-07	20-Oct-07	27221e-31067

MDL= Method Detection Limit (CFR 40 Part 136); RL= Reporting Limit; J= Estimated Value below the RL and above the MDL; ND= Not Detected; NA= Not Applicable; MI = Matrix Interference

California ELAP Certificate # 2261
57313 R1

CRG Marine Laboratories, Inc.

2020 Del Amo Blvd., Suite 200, Torrance, CA 90501-1206 (310) 533-5190 FAX (310) 533-5003 crglabs@sbcglobal.net

PCB Congeners

Client: *Weston Solutions*

CRG Project ID: *27221e*

CRG ID#: 57314

Sample: B-2 BOTTOM

Date Sampled: 19-Sep-07 15:30

Replicate #: R1

Description: LADPW MDR

Date Received: 20-Sep-07

DILUTION FACTOR: 1

Matrix: Sediment

CONSTITUENT	FRACTION	METHOD	RESULT	UNITS	MDL	RL	DATE PROCESSED	DATE ANALYZED	BATCH ID
PCB008	NA	EPA 8270Cm	ND	ng/dry g	1	5	04-Oct-07	20-Oct-07	27221e-31067
PCB018	NA	EPA 8270Cm	ND	ng/dry g	1	5	04-Oct-07	20-Oct-07	27221e-31067
PCB028	NA	EPA 8270Cm	ND	ng/dry g	1	5	04-Oct-07	20-Oct-07	27221e-31067
PCB031	NA	EPA 8270Cm	ND	ng/dry g	1	5	04-Oct-07	20-Oct-07	27221e-31067
PCB033	NA	EPA 8270Cm	ND	ng/dry g	1	5	04-Oct-07	20-Oct-07	27221e-31067
PCB037	NA	EPA 8270Cm	ND	ng/dry g	1	5	04-Oct-07	20-Oct-07	27221e-31067
PCB044	NA	EPA 8270Cm	ND	ng/dry g	1	5	04-Oct-07	20-Oct-07	27221e-31067
PCB049	NA	EPA 8270Cm	ND	ng/dry g	1	5	04-Oct-07	20-Oct-07	27221e-31067
PCB052	NA	EPA 8270Cm	ND	ng/dry g	1	5	04-Oct-07	20-Oct-07	27221e-31067
PCB066	NA	EPA 8270Cm	ND	ng/dry g	1	5	04-Oct-07	20-Oct-07	27221e-31067
PCB070	NA	EPA 8270Cm	ND	ng/dry g	1	5	04-Oct-07	20-Oct-07	27221e-31067
PCB074	NA	EPA 8270Cm	ND	ng/dry g	1	5	04-Oct-07	20-Oct-07	27221e-31067
PCB077	NA	EPA 8270Cm	ND	ng/dry g	1	5	04-Oct-07	20-Oct-07	27221e-31067
PCB081	NA	EPA 8270Cm	ND	ng/dry g	1	5	04-Oct-07	20-Oct-07	27221e-31067
PCB087	NA	EPA 8270Cm	ND	ng/dry g	1	5	04-Oct-07	20-Oct-07	27221e-31067
PCB095	NA	EPA 8270Cm	ND	ng/dry g	1	5	04-Oct-07	20-Oct-07	27221e-31067
PCB097	NA	EPA 8270Cm	ND	ng/dry g	1	5	04-Oct-07	20-Oct-07	27221e-31067
PCB099	NA	EPA 8270Cm	ND	ng/dry g	1	5	04-Oct-07	20-Oct-07	27221e-31067
PCB101	NA	EPA 8270Cm	ND	ng/dry g	1	5	04-Oct-07	20-Oct-07	27221e-31067
PCB105	NA	EPA 8270Cm	ND	ng/dry g	1	5	04-Oct-07	20-Oct-07	27221e-31067
PCB110	NA	EPA 8270Cm	ND	ng/dry g	1	5	04-Oct-07	20-Oct-07	27221e-31067
PCB114	NA	EPA 8270Cm	ND	ng/dry g	1	5	04-Oct-07	20-Oct-07	27221e-31067
PCB118	NA	EPA 8270Cm	ND	ng/dry g	1	5	04-Oct-07	20-Oct-07	27221e-31067
PCB119	NA	EPA 8270Cm	ND	ng/dry g	1	5	04-Oct-07	20-Oct-07	27221e-31067
PCB123	NA	EPA 8270Cm	ND	ng/dry g	1	5	04-Oct-07	20-Oct-07	27221e-31067
PCB126	NA	EPA 8270Cm	ND	ng/dry g	1	5	04-Oct-07	20-Oct-07	27221e-31067

MDL= Method Detection Limit (CFR 40 Part 136); RL= Reporting Limit; J= Estimated Value below the RL and above the MDL; ND= Not Detected; NA= Not Applicable; MI = Matrix Interference

California ELAP Certificate # 2261

57314 R1

CRG Marine Laboratories, Inc.

2020 Del Amo Blvd., Suite 200, Torrance, CA 90501-1206 (310) 533-5190 FAX (310) 533-5003 crglabs@sbcglobal.net

PCB Congeners

Client: *Weston Solutions*

CRG Project ID: *27221e*

CRG ID#: 57314	Sample: B-2	BOTTOM	Date Sampled: 19-Sep-07 15:30
Replicate #: R1	Description: LADPW MDR		Date Received: 20-Sep-07
DILUTION FACTOR: 1	Matrix: Sediment		

CONSTITUENT	FRACTION	METHOD	RESULT	UNITS	MDL	RL	DATE PROCESSED	DATE ANALYZED	BATCH ID
PCB128	NA	EPA 8270Cm	ND	ng/dry g	1	5	04-Oct-07	20-Oct-07	27221e-31067
PCB138	NA	EPA 8270Cm	ND	ng/dry g	1	5	04-Oct-07	20-Oct-07	27221e-31067
PCB141	NA	EPA 8270Cm	ND	ng/dry g	1	5	04-Oct-07	20-Oct-07	27221e-31067
PCB149	NA	EPA 8270Cm	ND	ng/dry g	1	5	04-Oct-07	20-Oct-07	27221e-31067
PCB151	NA	EPA 8270Cm	ND	ng/dry g	1	5	04-Oct-07	20-Oct-07	27221e-31067
PCB153	NA	EPA 8270Cm	ND	ng/dry g	1	5	04-Oct-07	20-Oct-07	27221e-31067
PCB156	NA	EPA 8270Cm	ND	ng/dry g	1	5	04-Oct-07	20-Oct-07	27221e-31067
PCB157	NA	EPA 8270Cm	ND	ng/dry g	1	5	04-Oct-07	20-Oct-07	27221e-31067
PCB158	NA	EPA 8270Cm	ND	ng/dry g	1	5	04-Oct-07	20-Oct-07	27221e-31067
PCB167	NA	EPA 8270Cm	ND	ng/dry g	1	5	04-Oct-07	20-Oct-07	27221e-31067
PCB168+132	NA	EPA 8270Cm	ND	ng/dry g	1	5	04-Oct-07	20-Oct-07	27221e-31067
PCB169	NA	EPA 8270Cm	ND	ng/dry g	1	5	04-Oct-07	20-Oct-07	27221e-31067
PCB170	NA	EPA 8270Cm	ND	ng/dry g	1	5	04-Oct-07	20-Oct-07	27221e-31067
PCB177	NA	EPA 8270Cm	ND	ng/dry g	1	5	04-Oct-07	20-Oct-07	27221e-31067
PCB180	NA	EPA 8270Cm	ND	ng/dry g	1	5	04-Oct-07	20-Oct-07	27221e-31067
PCB183	NA	EPA 8270Cm	ND	ng/dry g	1	5	04-Oct-07	20-Oct-07	27221e-31067
PCB187	NA	EPA 8270Cm	ND	ng/dry g	1	5	04-Oct-07	20-Oct-07	27221e-31067
PCB189	NA	EPA 8270Cm	ND	ng/dry g	1	5	04-Oct-07	20-Oct-07	27221e-31067
PCB194	NA	EPA 8270Cm	ND	ng/dry g	1	5	04-Oct-07	20-Oct-07	27221e-31067
PCB195	NA	EPA 8270Cm	ND	ng/dry g	1	5	04-Oct-07	20-Oct-07	27221e-31067
PCB200	NA	EPA 8270Cm	ND	ng/dry g	1	5	04-Oct-07	20-Oct-07	27221e-31067
PCB201	NA	EPA 8270Cm	ND	ng/dry g	1	5	04-Oct-07	20-Oct-07	27221e-31067
PCB206	NA	EPA 8270Cm	ND	ng/dry g	1	5	04-Oct-07	20-Oct-07	27221e-31067
PCB209	NA	EPA 8270Cm	ND	ng/dry g	1	5	04-Oct-07	20-Oct-07	27221e-31067
Total Detectable PCBs	NA	EPA 8270Cm		ng/dry g			04-Oct-07	20-Oct-07	27221e-31067

MDL= Method Detection Limit (CFR 40 Part 136); RL= Reporting Limit; J= Estimated Value below the RL and above the MDL; ND= Not Detected; NA= Not Applicable; MI = Matrix Interference

California ELAP Certificate # 2261
57314 R1

CRG Marine Laboratories, Inc.

2020 Del Amo Blvd., Suite 200, Torrance, CA 90501-1206 (310) 533-5190 FAX (310) 533-5003 crglabs@sbcglobal.net

PCB Congeners

Client: *Weston Solutions*

CRG Project ID: *27221e*

CRG ID#: 57315	Sample: H-1	TOP	Date Sampled: 20-Sep-07 12:15
Replicate #: R1	Description: LADPW MDR		Date Received: 20-Sep-07
DILUTION FACTOR: 1	Matrix: Sediment		

CONSTITUENT	FRACTION	METHOD	RESULT	UNITS	MDL	RL	DATE PROCESSED	DATE ANALYZED	BATCH ID
PCB008	NA	EPA 8270Cm	ND	ng/dry g	1	5	04-Oct-07	20-Oct-07	27221e-31067
PCB018	NA	EPA 8270Cm	ND	ng/dry g	1	5	04-Oct-07	20-Oct-07	27221e-31067
PCB028	NA	EPA 8270Cm	ND	ng/dry g	1	5	04-Oct-07	20-Oct-07	27221e-31067
PCB031	NA	EPA 8270Cm	ND	ng/dry g	1	5	04-Oct-07	20-Oct-07	27221e-31067
PCB033	NA	EPA 8270Cm	ND	ng/dry g	1	5	04-Oct-07	20-Oct-07	27221e-31067
PCB037	NA	EPA 8270Cm	ND	ng/dry g	1	5	04-Oct-07	20-Oct-07	27221e-31067
PCB044	NA	EPA 8270Cm	ND	ng/dry g	1	5	04-Oct-07	20-Oct-07	27221e-31067
PCB049	NA	EPA 8270Cm	J 1.1	ng/dry g	1	5	04-Oct-07	20-Oct-07	27221e-31067
PCB052	NA	EPA 8270Cm	ND	ng/dry g	1	5	04-Oct-07	20-Oct-07	27221e-31067
PCB066	NA	EPA 8270Cm	ND	ng/dry g	1	5	04-Oct-07	20-Oct-07	27221e-31067
PCB070	NA	EPA 8270Cm	ND	ng/dry g	1	5	04-Oct-07	20-Oct-07	27221e-31067
PCB074	NA	EPA 8270Cm	ND	ng/dry g	1	5	04-Oct-07	20-Oct-07	27221e-31067
PCB077	NA	EPA 8270Cm	ND	ng/dry g	1	5	04-Oct-07	20-Oct-07	27221e-31067
PCB081	NA	EPA 8270Cm	ND	ng/dry g	1	5	04-Oct-07	20-Oct-07	27221e-31067
PCB087	NA	EPA 8270Cm	ND	ng/dry g	1	5	04-Oct-07	20-Oct-07	27221e-31067
PCB095	NA	EPA 8270Cm	J 1.2	ng/dry g	1	5	04-Oct-07	20-Oct-07	27221e-31067
PCB097	NA	EPA 8270Cm	ND	ng/dry g	1	5	04-Oct-07	20-Oct-07	27221e-31067
PCB099	NA	EPA 8270Cm	J 1	ng/dry g	1	5	04-Oct-07	20-Oct-07	27221e-31067
PCB101	NA	EPA 8270Cm	J 2.4	ng/dry g	1	5	04-Oct-07	20-Oct-07	27221e-31067
PCB105	NA	EPA 8270Cm	ND	ng/dry g	1	5	04-Oct-07	20-Oct-07	27221e-31067
PCB110	NA	EPA 8270Cm	J 2	ng/dry g	1	5	04-Oct-07	20-Oct-07	27221e-31067
PCB114	NA	EPA 8270Cm	ND	ng/dry g	1	5	04-Oct-07	20-Oct-07	27221e-31067
PCB118	NA	EPA 8270Cm	J 1.2	ng/dry g	1	5	04-Oct-07	20-Oct-07	27221e-31067
PCB119	NA	EPA 8270Cm	ND	ng/dry g	1	5	04-Oct-07	20-Oct-07	27221e-31067
PCB123	NA	EPA 8270Cm	ND	ng/dry g	1	5	04-Oct-07	20-Oct-07	27221e-31067
PCB126	NA	EPA 8270Cm	ND	ng/dry g	1	5	04-Oct-07	20-Oct-07	27221e-31067

MDL= Method Detection Limit (CFR 40 Part 136); RL= Reporting Limit; J= Estimated Value below the RL and above the MDL; ND= Not Detected; NA= Not Applicable; MI = Matrix Interference

California ELAP Certificate # 2261
57315 R1

CRG Marine Laboratories, Inc.

2020 Del Amo Blvd., Suite 200, Torrance, CA 90501-1206 (310) 533-5190 FAX (310) 533-5003 crglabs@sbcglobal.net

PCB Congeners

Client: *Weston Solutions*

CRG Project ID: *27221e*

CRG ID#: 57315	Sample: H-1	TOP	Date Sampled: 20-Sep-07 12:15
Replicate #: R1	Description: LADPW MDR		Date Received: 20-Sep-07
DILUTION FACTOR: 1	Matrix: Sediment		

CONSTITUENT	FRACTION	METHOD	RESULT	UNITS	MDL	RL	DATE PROCESSED	DATE ANALYZED	BATCH ID
PCB128	NA	EPA 8270Cm	ND	ng/dry g	1	5	04-Oct-07	20-Oct-07	27221e-31067
PCB138	NA	EPA 8270Cm	J 1.2	ng/dry g	1	5	04-Oct-07	20-Oct-07	27221e-31067
PCB141	NA	EPA 8270Cm	ND	ng/dry g	1	5	04-Oct-07	20-Oct-07	27221e-31067
PCB149	NA	EPA 8270Cm	J 1.5	ng/dry g	1	5	04-Oct-07	20-Oct-07	27221e-31067
PCB151	NA	EPA 8270Cm	ND	ng/dry g	1	5	04-Oct-07	20-Oct-07	27221e-31067
PCB153	NA	EPA 8270Cm	J 2	ng/dry g	1	5	04-Oct-07	20-Oct-07	27221e-31067
PCB156	NA	EPA 8270Cm	ND	ng/dry g	1	5	04-Oct-07	20-Oct-07	27221e-31067
PCB157	NA	EPA 8270Cm	ND	ng/dry g	1	5	04-Oct-07	20-Oct-07	27221e-31067
PCB158	NA	EPA 8270Cm	ND	ng/dry g	1	5	04-Oct-07	20-Oct-07	27221e-31067
PCB167	NA	EPA 8270Cm	ND	ng/dry g	1	5	04-Oct-07	20-Oct-07	27221e-31067
PCB168+132	NA	EPA 8270Cm	J 1	ng/dry g	1	5	04-Oct-07	20-Oct-07	27221e-31067
PCB169	NA	EPA 8270Cm	ND	ng/dry g	1	5	04-Oct-07	20-Oct-07	27221e-31067
PCB170	NA	EPA 8270Cm	ND	ng/dry g	1	5	04-Oct-07	20-Oct-07	27221e-31067
PCB177	NA	EPA 8270Cm	ND	ng/dry g	1	5	04-Oct-07	20-Oct-07	27221e-31067
PCB180	NA	EPA 8270Cm	J 1.4	ng/dry g	1	5	04-Oct-07	20-Oct-07	27221e-31067
PCB183	NA	EPA 8270Cm	ND	ng/dry g	1	5	04-Oct-07	20-Oct-07	27221e-31067
PCB187	NA	EPA 8270Cm	ND	ng/dry g	1	5	04-Oct-07	20-Oct-07	27221e-31067
PCB189	NA	EPA 8270Cm	ND	ng/dry g	1	5	04-Oct-07	20-Oct-07	27221e-31067
PCB194	NA	EPA 8270Cm	ND	ng/dry g	1	5	04-Oct-07	20-Oct-07	27221e-31067
PCB195	NA	EPA 8270Cm	ND	ng/dry g	1	5	04-Oct-07	20-Oct-07	27221e-31067
PCB200	NA	EPA 8270Cm	ND	ng/dry g	1	5	04-Oct-07	20-Oct-07	27221e-31067
PCB201	NA	EPA 8270Cm	ND	ng/dry g	1	5	04-Oct-07	20-Oct-07	27221e-31067
PCB206	NA	EPA 8270Cm	ND	ng/dry g	1	5	04-Oct-07	20-Oct-07	27221e-31067
PCB209	NA	EPA 8270Cm	ND	ng/dry g	1	5	04-Oct-07	20-Oct-07	27221e-31067
Total Detectable PCBs	NA	EPA 8270Cm	16	ng/dry g			04-Oct-07	20-Oct-07	27221e-31067

MDL= Method Detection Limit (CFR 40 Part 136); RL= Reporting Limit; J= Estimated Value below the RL and above the MDL; ND= Not Detected; NA= Not Applicable; MI = Matrix Interference

California ELAP Certificate # 2261
57315 R1

CRG Marine Laboratories, Inc.

2020 Del Amo Blvd., Suite 200, Torrance, CA 90501-1206 (310) 533-5190 FAX (310) 533-5003 crglabs@sbcglobal.net

PCB Congeners

Client: *Weston Solutions*

CRG Project ID: *27221e*

CRG ID#: 57316	Sample: H-1	BOTTOM	Date Sampled: 20-Sep-07 12:15
Replicate #: R1	Description: LADPW MDR		Date Received: 20-Sep-07
DILUTION FACTOR: 1	Matrix: Sediment		

CONSTITUENT	FRACTION	METHOD	RESULT	UNITS	MDL	RL	DATE PROCESSED	DATE ANALYZED	BATCH ID
PCB008	NA	EPA 8270Cm	ND	ng/dry g	1	5	04-Oct-07	20-Oct-07	27221e-31067
PCB018	NA	EPA 8270Cm	ND	ng/dry g	1	5	04-Oct-07	20-Oct-07	27221e-31067
PCB028	NA	EPA 8270Cm	ND	ng/dry g	1	5	04-Oct-07	20-Oct-07	27221e-31067
PCB031	NA	EPA 8270Cm	ND	ng/dry g	1	5	04-Oct-07	20-Oct-07	27221e-31067
PCB033	NA	EPA 8270Cm	ND	ng/dry g	1	5	04-Oct-07	20-Oct-07	27221e-31067
PCB037	NA	EPA 8270Cm	ND	ng/dry g	1	5	04-Oct-07	20-Oct-07	27221e-31067
PCB044	NA	EPA 8270Cm	ND	ng/dry g	1	5	04-Oct-07	20-Oct-07	27221e-31067
PCB049	NA	EPA 8270Cm	ND	ng/dry g	1	5	04-Oct-07	20-Oct-07	27221e-31067
PCB052	NA	EPA 8270Cm	ND	ng/dry g	1	5	04-Oct-07	20-Oct-07	27221e-31067
PCB066	NA	EPA 8270Cm	J 1.5	ng/dry g	1	5	04-Oct-07	20-Oct-07	27221e-31067
PCB070	NA	EPA 8270Cm	ND	ng/dry g	1	5	04-Oct-07	20-Oct-07	27221e-31067
PCB074	NA	EPA 8270Cm	ND	ng/dry g	1	5	04-Oct-07	20-Oct-07	27221e-31067
PCB077	NA	EPA 8270Cm	ND	ng/dry g	1	5	04-Oct-07	20-Oct-07	27221e-31067
PCB081	NA	EPA 8270Cm	ND	ng/dry g	1	5	04-Oct-07	20-Oct-07	27221e-31067
PCB087	NA	EPA 8270Cm	ND	ng/dry g	1	5	04-Oct-07	20-Oct-07	27221e-31067
PCB095	NA	EPA 8270Cm	J 1.9	ng/dry g	1	5	04-Oct-07	20-Oct-07	27221e-31067
PCB097	NA	EPA 8270Cm	ND	ng/dry g	1	5	04-Oct-07	20-Oct-07	27221e-31067
PCB099	NA	EPA 8270Cm	J 1.7	ng/dry g	1	5	04-Oct-07	20-Oct-07	27221e-31067
PCB101	NA	EPA 8270Cm	J 3.3	ng/dry g	1	5	04-Oct-07	20-Oct-07	27221e-31067
PCB105	NA	EPA 8270Cm	ND	ng/dry g	1	5	04-Oct-07	20-Oct-07	27221e-31067
PCB110	NA	EPA 8270Cm	J 2.4	ng/dry g	1	5	04-Oct-07	20-Oct-07	27221e-31067
PCB114	NA	EPA 8270Cm	ND	ng/dry g	1	5	04-Oct-07	20-Oct-07	27221e-31067
PCB118	NA	EPA 8270Cm	J 1.8	ng/dry g	1	5	04-Oct-07	20-Oct-07	27221e-31067
PCB119	NA	EPA 8270Cm	ND	ng/dry g	1	5	04-Oct-07	20-Oct-07	27221e-31067
PCB123	NA	EPA 8270Cm	ND	ng/dry g	1	5	04-Oct-07	20-Oct-07	27221e-31067
PCB126	NA	EPA 8270Cm	ND	ng/dry g	1	5	04-Oct-07	20-Oct-07	27221e-31067

MDL= Method Detection Limit (CFR 40 Part 136); RL= Reporting Limit; J= Estimated Value below the RL and above the MDL; ND= Not Detected; NA= Not Applicable; MI = Matrix Interference

California ELAP Certificate # 2261
57316 R1

CRG Marine Laboratories, Inc.

2020 Del Amo Blvd., Suite 200, Torrance, CA 90501-1206 (310) 533-5190 FAX (310) 533-5003 crglabs@sbcglobal.net

PCB Congeners

Client: *Weston Solutions*

CRG Project ID: *27221e*

CRG ID#: 57316	Sample: H-1	BOTTOM	Date Sampled: 20-Sep-07 12:15
Replicate #: R1	Description: LADPW MDR		Date Received: 20-Sep-07
DILUTION FACTOR: 1	Matrix: Sediment		

CONSTITUENT	FRACTION	METHOD	RESULT	UNITS	MDL	RL	DATE PROCESSED	DATE ANALYZED	BATCH ID
PCB128	NA	EPA 8270Cm	ND	ng/dry g	1	5	04-Oct-07	20-Oct-07	27221e-31067
PCB138	NA	EPA 8270Cm	J 2.2	ng/dry g	1	5	04-Oct-07	20-Oct-07	27221e-31067
PCB141	NA	EPA 8270Cm	ND	ng/dry g	1	5	04-Oct-07	20-Oct-07	27221e-31067
PCB149	NA	EPA 8270Cm	J 2.6	ng/dry g	1	5	04-Oct-07	20-Oct-07	27221e-31067
PCB151	NA	EPA 8270Cm	ND	ng/dry g	1	5	04-Oct-07	20-Oct-07	27221e-31067
PCB153	NA	EPA 8270Cm	J 3.9	ng/dry g	1	5	04-Oct-07	20-Oct-07	27221e-31067
PCB156	NA	EPA 8270Cm	ND	ng/dry g	1	5	04-Oct-07	20-Oct-07	27221e-31067
PCB157	NA	EPA 8270Cm	ND	ng/dry g	1	5	04-Oct-07	20-Oct-07	27221e-31067
PCB158	NA	EPA 8270Cm	ND	ng/dry g	1	5	04-Oct-07	20-Oct-07	27221e-31067
PCB167	NA	EPA 8270Cm	ND	ng/dry g	1	5	04-Oct-07	20-Oct-07	27221e-31067
PCB168+132	NA	EPA 8270Cm	J 1.1	ng/dry g	1	5	04-Oct-07	20-Oct-07	27221e-31067
PCB169	NA	EPA 8270Cm	ND	ng/dry g	1	5	04-Oct-07	20-Oct-07	27221e-31067
PCB170	NA	EPA 8270Cm	ND	ng/dry g	1	5	04-Oct-07	20-Oct-07	27221e-31067
PCB177	NA	EPA 8270Cm	ND	ng/dry g	1	5	04-Oct-07	20-Oct-07	27221e-31067
PCB180	NA	EPA 8270Cm	J 2.8	ng/dry g	1	5	04-Oct-07	20-Oct-07	27221e-31067
PCB183	NA	EPA 8270Cm	ND	ng/dry g	1	5	04-Oct-07	20-Oct-07	27221e-31067
PCB187	NA	EPA 8270Cm	J 1.3	ng/dry g	1	5	04-Oct-07	20-Oct-07	27221e-31067
PCB189	NA	EPA 8270Cm	ND	ng/dry g	1	5	04-Oct-07	20-Oct-07	27221e-31067
PCB194	NA	EPA 8270Cm	ND	ng/dry g	1	5	04-Oct-07	20-Oct-07	27221e-31067
PCB195	NA	EPA 8270Cm	ND	ng/dry g	1	5	04-Oct-07	20-Oct-07	27221e-31067
PCB200	NA	EPA 8270Cm	ND	ng/dry g	1	5	04-Oct-07	20-Oct-07	27221e-31067
PCB201	NA	EPA 8270Cm	ND	ng/dry g	1	5	04-Oct-07	20-Oct-07	27221e-31067
PCB206	NA	EPA 8270Cm	ND	ng/dry g	1	5	04-Oct-07	20-Oct-07	27221e-31067
PCB209	NA	EPA 8270Cm	ND	ng/dry g	1	5	04-Oct-07	20-Oct-07	27221e-31067
Total Detectable PCBs	NA	EPA 8270Cm	26.5	ng/dry g			04-Oct-07	20-Oct-07	27221e-31067

MDL= Method Detection Limit (CFR 40 Part 136); RL= Reporting Limit; J= Estimated Value below the RL and above the MDL; ND= Not Detected; NA= Not Applicable; MI = Matrix Interference

California ELAP Certificate # 2261
57316 R1

CRG Marine Laboratories, Inc.

2020 Del Amo Blvd., Suite 200, Torrance, CA 90501-1206 (310) 533-5190 FAX (310) 533-5003 crglabs@sbcglobal.net

PCB Congeners

Client: *Weston Solutions*

CRG Project ID: *27221e*

CRG ID#: 57316	Sample: H-1	BOTTOM	Date Sampled: 20-Sep-07 12:15
Replicate #: R2	Description: LADPW MDR		Date Received: 20-Sep-07
DILUTION FACTOR: 1	Matrix: Sediment		

CONSTITUENT	FRACTION	METHOD	RESULT	UNITS	MDL	RL	DATE PROCESSED	DATE ANALYZED	BATCH ID
PCB008	NA	EPA 8270Cm	ND	ng/dry g	1	5	04-Oct-07	20-Oct-07	27221e-31067
PCB018	NA	EPA 8270Cm	ND	ng/dry g	1	5	04-Oct-07	20-Oct-07	27221e-31067
PCB028	NA	EPA 8270Cm	ND	ng/dry g	1	5	04-Oct-07	20-Oct-07	27221e-31067
PCB031	NA	EPA 8270Cm	ND	ng/dry g	1	5	04-Oct-07	20-Oct-07	27221e-31067
PCB033	NA	EPA 8270Cm	ND	ng/dry g	1	5	04-Oct-07	20-Oct-07	27221e-31067
PCB037	NA	EPA 8270Cm	ND	ng/dry g	1	5	04-Oct-07	20-Oct-07	27221e-31067
PCB044	NA	EPA 8270Cm	ND	ng/dry g	1	5	04-Oct-07	20-Oct-07	27221e-31067
PCB049	NA	EPA 8270Cm	J 2.2	ng/dry g	1	5	04-Oct-07	20-Oct-07	27221e-31067
PCB052	NA	EPA 8270Cm	ND	ng/dry g	1	5	04-Oct-07	20-Oct-07	27221e-31067
PCB066	NA	EPA 8270Cm	J 1.7	ng/dry g	1	5	04-Oct-07	20-Oct-07	27221e-31067
PCB070	NA	EPA 8270Cm	J 1.1	ng/dry g	1	5	04-Oct-07	20-Oct-07	27221e-31067
PCB074	NA	EPA 8270Cm	ND	ng/dry g	1	5	04-Oct-07	20-Oct-07	27221e-31067
PCB077	NA	EPA 8270Cm	ND	ng/dry g	1	5	04-Oct-07	20-Oct-07	27221e-31067
PCB081	NA	EPA 8270Cm	ND	ng/dry g	1	5	04-Oct-07	20-Oct-07	27221e-31067
PCB087	NA	EPA 8270Cm	ND	ng/dry g	1	5	04-Oct-07	20-Oct-07	27221e-31067
PCB095	NA	EPA 8270Cm	J 2.7	ng/dry g	1	5	04-Oct-07	20-Oct-07	27221e-31067
PCB097	NA	EPA 8270Cm	ND	ng/dry g	1	5	04-Oct-07	20-Oct-07	27221e-31067
PCB099	NA	EPA 8270Cm	J 1.5	ng/dry g	1	5	04-Oct-07	20-Oct-07	27221e-31067
PCB101	NA	EPA 8270Cm	J 2.5	ng/dry g	1	5	04-Oct-07	20-Oct-07	27221e-31067
PCB105	NA	EPA 8270Cm	ND	ng/dry g	1	5	04-Oct-07	20-Oct-07	27221e-31067
PCB110	NA	EPA 8270Cm	J 2.2	ng/dry g	1	5	04-Oct-07	20-Oct-07	27221e-31067
PCB114	NA	EPA 8270Cm	ND	ng/dry g	1	5	04-Oct-07	20-Oct-07	27221e-31067
PCB118	NA	EPA 8270Cm	J 1.9	ng/dry g	1	5	04-Oct-07	20-Oct-07	27221e-31067
PCB119	NA	EPA 8270Cm	ND	ng/dry g	1	5	04-Oct-07	20-Oct-07	27221e-31067
PCB123	NA	EPA 8270Cm	ND	ng/dry g	1	5	04-Oct-07	20-Oct-07	27221e-31067
PCB126	NA	EPA 8270Cm	ND	ng/dry g	1	5	04-Oct-07	20-Oct-07	27221e-31067

MDL= Method Detection Limit (CFR 40 Part 136); RL= Reporting Limit; J= Estimated Value below the RL and above the MDL; ND= Not Detected; NA= Not Applicable; MI = Matrix Interference

California ELAP Certificate # 2261
57316 R2

CRG Marine Laboratories, Inc.

2020 Del Amo Blvd., Suite 200, Torrance, CA 90501-1206 (310) 533-5190 FAX (310) 533-5003 crglabs@sbcglobal.net

PCB Congeners

Client: *Weston Solutions*

CRG Project ID: *27221e*

CRG ID#: 57316	Sample: H-1	Location: BOTTOM	Date Sampled: 20-Sep-07 12:15
Replicate #: R2	Description: LADPW MDR		Date Received: 20-Sep-07
DILUTION FACTOR: 1	Matrix: Sediment		

CONSTITUENT	FRACTION	METHOD	RESULT	UNITS	MDL	RL	DATE PROCESSED	DATE ANALYZED	BATCH ID
PCB128	NA	EPA 8270Cm	ND	ng/dry g	1	5	04-Oct-07	20-Oct-07	27221e-31067
PCB138	NA	EPA 8270Cm	J 4.9	ng/dry g	1	5	04-Oct-07	20-Oct-07	27221e-31067
PCB141	NA	EPA 8270Cm	ND	ng/dry g	1	5	04-Oct-07	20-Oct-07	27221e-31067
PCB149	NA	EPA 8270Cm	J 2.8	ng/dry g	1	5	04-Oct-07	20-Oct-07	27221e-31067
PCB151	NA	EPA 8270Cm	ND	ng/dry g	1	5	04-Oct-07	20-Oct-07	27221e-31067
PCB153	NA	EPA 8270Cm	J 4.2	ng/dry g	1	5	04-Oct-07	20-Oct-07	27221e-31067
PCB156	NA	EPA 8270Cm	ND	ng/dry g	1	5	04-Oct-07	20-Oct-07	27221e-31067
PCB157	NA	EPA 8270Cm	ND	ng/dry g	1	5	04-Oct-07	20-Oct-07	27221e-31067
PCB158	NA	EPA 8270Cm	ND	ng/dry g	1	5	04-Oct-07	20-Oct-07	27221e-31067
PCB167	NA	EPA 8270Cm	ND	ng/dry g	1	5	04-Oct-07	20-Oct-07	27221e-31067
PCB168+132	NA	EPA 8270Cm	J 1.8	ng/dry g	1	5	04-Oct-07	20-Oct-07	27221e-31067
PCB169	NA	EPA 8270Cm	ND	ng/dry g	1	5	04-Oct-07	20-Oct-07	27221e-31067
PCB170	NA	EPA 8270Cm	ND	ng/dry g	1	5	04-Oct-07	20-Oct-07	27221e-31067
PCB177	NA	EPA 8270Cm	ND	ng/dry g	1	5	04-Oct-07	20-Oct-07	27221e-31067
PCB180	NA	EPA 8270Cm	J 2.6	ng/dry g	1	5	04-Oct-07	20-Oct-07	27221e-31067
PCB183	NA	EPA 8270Cm	ND	ng/dry g	1	5	04-Oct-07	20-Oct-07	27221e-31067
PCB187	NA	EPA 8270Cm	J 1.5	ng/dry g	1	5	04-Oct-07	20-Oct-07	27221e-31067
PCB189	NA	EPA 8270Cm	ND	ng/dry g	1	5	04-Oct-07	20-Oct-07	27221e-31067
PCB194	NA	EPA 8270Cm	ND	ng/dry g	1	5	04-Oct-07	20-Oct-07	27221e-31067
PCB195	NA	EPA 8270Cm	ND	ng/dry g	1	5	04-Oct-07	20-Oct-07	27221e-31067
PCB200	NA	EPA 8270Cm	ND	ng/dry g	1	5	04-Oct-07	20-Oct-07	27221e-31067
PCB201	NA	EPA 8270Cm	ND	ng/dry g	1	5	04-Oct-07	20-Oct-07	27221e-31067
PCB206	NA	EPA 8270Cm	ND	ng/dry g	1	5	04-Oct-07	20-Oct-07	27221e-31067
PCB209	NA	EPA 8270Cm	ND	ng/dry g	1	5	04-Oct-07	20-Oct-07	27221e-31067
Total Detectable PCBs	NA	EPA 8270Cm	33.6	ng/dry g			04-Oct-07	20-Oct-07	27221e-31067

MDL= Method Detection Limit (CFR 40 Part 136); RL= Reporting Limit; J= Estimated Value below the RL and above the MDL; ND= Not Detected; NA= Not Applicable; MI = Matrix Interference

California ELAP Certificate # 2261
57316 R2

QUALITY CONTROL REPORT

**PROCEDURAL BLANK
RESULTS**

CRG Marine Laboratories, Inc.

2020 Del Amo Blvd., Suite 200, Torrance, CA 90501-1206 (310) 533-5190 FAX (310) 533-5003 crglabs@sbcglobal.net

Trace Metals

Client: *Weston Solutions*

CRG Project ID: *27221e*

CRG ID#: 57295

Sample: QAQC

Procedural Blank

Date Sampled:

Replicate #: B1

Description: LADPW MDR

Date Received:

DILUTION FACTOR: 1

Matrix: DI Water

CONSTITUENT	FRACTION	METHOD	RESULT	UNITS	MDL	RL	DATE PROCESSED	DATE ANALYZED	BATCH ID
Aluminum (Al)	NA	EPA 6020m	ND	µg/dry g	1	5	09-Oct-07	10-Oct-07	27221e-17071
Antimony (Sb)	NA	EPA 6020m	ND	µg/dry g	0.025	0.05	09-Oct-07	10-Oct-07	27221e-17071
Arsenic (As)	NA	EPA 6020m	ND	µg/dry g	0.025	0.05	09-Oct-07	10-Oct-07	27221e-17071
Barium (Ba)	NA	EPA 6020m	ND	µg/dry g	0.025	0.05	09-Oct-07	10-Oct-07	27221e-17071
Beryllium (Be)	NA	EPA 6020m	ND	µg/dry g	0.025	0.05	09-Oct-07	10-Oct-07	27221e-17071
Cadmium (Cd)	NA	EPA 6020m	ND	µg/dry g	0.025	0.05	09-Oct-07	10-Oct-07	27221e-17071
Chromium (Cr)	NA	EPA 6020m	ND	µg/dry g	0.025	0.05	09-Oct-07	10-Oct-07	27221e-17071
Cobalt (Co)	NA	EPA 6020m	ND	µg/dry g	0.025	0.05	09-Oct-07	10-Oct-07	27221e-17071
Copper (Cu)	NA	EPA 6020m	ND	µg/dry g	0.025	0.05	09-Oct-07	10-Oct-07	27221e-17071
Iron (Fe)	NA	EPA 6020m	ND	µg/dry g	1	5	09-Oct-07	10-Oct-07	27221e-17071
Lead (Pb)	NA	EPA 6020m	ND	µg/dry g	0.025	0.05	09-Oct-07	10-Oct-07	27221e-17071
Manganese (Mn)	NA	EPA 6020m	ND	µg/dry g	0.025	0.05	09-Oct-07	10-Oct-07	27221e-17071
Molybdenum (Mo)	NA	EPA 6020m	ND	µg/dry g	0.025	0.05	09-Oct-07	10-Oct-07	27221e-17071
Nickel (Ni)	NA	EPA 6020m	ND	µg/dry g	0.025	0.05	09-Oct-07	10-Oct-07	27221e-17071
Selenium (Se)	NA	EPA 6020m	ND	µg/dry g	0.025	0.05	09-Oct-07	10-Oct-07	27221e-17071
Silver (Ag)	NA	EPA 6020m	ND	µg/dry g	0.025	0.05	09-Oct-07	10-Oct-07	27221e-17071
Strontium (Sr)	NA	EPA 6020m	ND	µg/dry g	0.025	0.05	09-Oct-07	10-Oct-07	27221e-17071
Thallium (Tl)	NA	EPA 6020m	ND	µg/dry g	0.025	0.05	09-Oct-07	10-Oct-07	27221e-17071
Tin (Sn)	NA	EPA 6020m	ND	µg/dry g	0.025	0.05	09-Oct-07	10-Oct-07	27221e-17071
Titanium (Ti)	NA	EPA 6020m	ND	µg/dry g	0.025	0.05	09-Oct-07	10-Oct-07	27221e-17071
Vanadium (V)	NA	EPA 6020m	ND	µg/dry g	0.025	0.05	09-Oct-07	10-Oct-07	27221e-17071
Zinc (Zn)	NA	EPA 6020m	0.131	µg/dry g	0.025	0.05	09-Oct-07	10-Oct-07	27221e-17071

MDL= Method Detection Limit (CFR 40 Part 136); RL= Reporting Limit; J= Estimated Value below the RL and above the MDL; ND= Not Detected; NA= Not Applicable; MI = Matrix Interference

California ELAP Certificate # 2261
57295 B1

CRG Marine Laboratories, Inc.

2020 Del Amo Blvd., Suite 200, Torrance, CA 90501-1206 (310) 533-5190 FAX (310) 533-5003 crglabs@sbcglobal.net

Chlorinated Pesticides

Client: *Weston Solutions*

CRG Project ID: *27221e*

CRG ID#: 57295

Sample: QAQC

Procedural Blank

Date Sampled:

Replicate #: B1

Description: LADPW MDR

Date Received:

DILUTION FACTOR: 1

Matrix: DI Water

CONSTITUENT	FRACTION	METHOD	RESULT	UNITS	MDL	RL	DATE PROCESSED	DATE ANALYZED	BATCH ID
(PCB030)	NA	EPA 8270Cm	83	% Recovery			04-Oct-07	20-Oct-07	27221e-31067
(PCB112)	NA	EPA 8270Cm	89	% Recovery			04-Oct-07	20-Oct-07	27221e-31067
(PCB198)	NA	EPA 8270Cm	88	% Recovery			04-Oct-07	20-Oct-07	27221e-31067
(TCMX)	NA	EPA 8270Cm	81	% Recovery			04-Oct-07	20-Oct-07	27221e-31067
2,4'-DDD	NA	EPA 8270Cm	ND	ng/dry g	1	5	04-Oct-07	20-Oct-07	27221e-31067
2,4'-DDE	NA	EPA 8270Cm	ND	ng/dry g	1	5	04-Oct-07	20-Oct-07	27221e-31067
2,4'-DDT	NA	EPA 8270Cm	ND	ng/dry g	1	5	04-Oct-07	20-Oct-07	27221e-31067
4,4'-DDD	NA	EPA 8270Cm	ND	ng/dry g	1	5	04-Oct-07	20-Oct-07	27221e-31067
4,4'-DDE	NA	EPA 8270Cm	ND	ng/dry g	1	5	04-Oct-07	20-Oct-07	27221e-31067
4,4'-DDT	NA	EPA 8270Cm	ND	ng/dry g	1	5	04-Oct-07	20-Oct-07	27221e-31067
Aldrin	NA	EPA 8270Cm	ND	ng/dry g	1	5	04-Oct-07	20-Oct-07	27221e-31067
BHC-alpha	NA	EPA 8270Cm	ND	ng/dry g	1	5	04-Oct-07	20-Oct-07	27221e-31067
BHC-beta	NA	EPA 8270Cm	ND	ng/dry g	1	5	04-Oct-07	20-Oct-07	27221e-31067
BHC-delta	NA	EPA 8270Cm	ND	ng/dry g	1	5	04-Oct-07	20-Oct-07	27221e-31067
BHC-gamma	NA	EPA 8270Cm	ND	ng/dry g	1	5	04-Oct-07	20-Oct-07	27221e-31067
Chlordane-alpha	NA	EPA 8270Cm	ND	ng/dry g	1	5	04-Oct-07	20-Oct-07	27221e-31067
Chlordane-gamma	NA	EPA 8270Cm	ND	ng/dry g	1	5	04-Oct-07	20-Oct-07	27221e-31067
cis-Nonachlor	NA	EPA 8270Cm	ND	ng/dry g	1	5	04-Oct-07	20-Oct-07	27221e-31067
DCPA (Dacthal)	NA	EPA 8270Cm	ND	ng/dry g	5	10	04-Oct-07	20-Oct-07	27221e-31067
Dicofol	NA	EPA 8270Cm	ND	ng/dry g	1	5	04-Oct-07	20-Oct-07	27221e-31067
Dieldrin	NA	EPA 8270Cm	ND	ng/dry g	1	5	04-Oct-07	20-Oct-07	27221e-31067
Endosulfan Sulfate	NA	EPA 8270Cm	ND	ng/dry g	1	5	04-Oct-07	20-Oct-07	27221e-31067
Endosulfan-I	NA	EPA 8270Cm	ND	ng/dry g	1	5	04-Oct-07	20-Oct-07	27221e-31067
Endosulfan-II	NA	EPA 8270Cm	ND	ng/dry g	1	5	04-Oct-07	20-Oct-07	27221e-31067
Endrin	NA	EPA 8270Cm	ND	ng/dry g	1	5	04-Oct-07	20-Oct-07	27221e-31067
Endrin Aldehyde	NA	EPA 8270Cm	ND	ng/dry g	1	5	04-Oct-07	20-Oct-07	27221e-31067

MDL= Method Detection Limit (CFR 40 Part 136); RL= Reporting Limit; J= Estimated Value below the RL and above the MDL; ND= Not Detected; NA= Not Applicable; MI = Matrix Interference

California ELAP Certificate # 2261

57295 B1

CRG Marine Laboratories, Inc.

2020 Del Amo Blvd., Suite 200, Torrance, CA 90501-1206 (310) 533-5190 FAX (310) 533-5003 crglabs@sbcglobal.net

Chlorinated Pesticides

Client: *Weston Solutions*

CRG Project ID: 27221e

CRG ID#: 57295

Sample: QAQC

Procedural Blank

Date Sampled:

Replicate #: B1

Description: LADPW MDR

Date Received:

DILUTION FACTOR: 1

Matrix: DI Water

CONSTITUENT	FRACTION	METHOD	RESULT	UNITS	MDL	RL	DATE PROCESSED	DATE ANALYZED	BATCH ID
Endrin Ketone	NA	EPA 8270Cm	ND	ng/dry g	1	5	04-Oct-07	20-Oct-07	27221e-31067
Heptachlor	NA	EPA 8270Cm	ND	ng/dry g	1	5	04-Oct-07	20-Oct-07	27221e-31067
Heptachlor Epoxide	NA	EPA 8270Cm	ND	ng/dry g	1	5	04-Oct-07	20-Oct-07	27221e-31067
Methoxychlor	NA	EPA 8270Cm	ND	ng/dry g	1	5	04-Oct-07	20-Oct-07	27221e-31067
Mirex	NA	EPA 8270Cm	ND	ng/dry g	1	5	04-Oct-07	20-Oct-07	27221e-31067
Oxychlorane	NA	EPA 8270Cm	ND	ng/dry g	1	5	04-Oct-07	20-Oct-07	27221e-31067
Perthane	NA	EPA 8270Cm	ND	ng/dry g	5	10	04-Oct-07	20-Oct-07	27221e-31067
Total Chlordane	NA	EPA 8270Cm		ng/dry g			04-Oct-07	20-Oct-07	27221e-31067
Total Detectable DDTs	NA	EPA 8270Cm		ng/dry g			04-Oct-07	20-Oct-07	27221e-31067
Toxaphene	NA	EPA 8270Cm	ND	ng/dry g	10	50	04-Oct-07	20-Oct-07	27221e-31067
trans-Nonachlor	NA	EPA 8270Cm	ND	ng/dry g	1	5	04-Oct-07	20-Oct-07	27221e-31067

MDL= Method Detection Limit (CFR 40 Part 136); RL= Reporting Limit; J= Estimated Value below the RL and above the MDL; ND= Not Detected; NA= Not Applicable; MI = Matrix Interference

California ELAP Certificate # 2261

57295 B1

CRG Marine Laboratories, Inc.

2020 Del Amo Blvd., Suite 200, Torrance, CA 90501-1206 (310) 533-5190 FAX (310) 533-5003 crglabs@sbcglobal.net

Aroclor PCBs

Client: *Weston Solutions*

CRG Project ID: 27221e

CRG ID#: 57295

Sample: QAQC

Procedural Blank

Date Sampled:

Replicate #: B1

Description: LADPW MDR

Date Received:

DILUTION FACTOR: 1

Matrix: DI Water

CONSTITUENT	FRACTION	METHOD	RESULT	UNITS	MDL	RL	DATE PROCESSED	DATE ANALYZED	BATCH ID
Aroclor 1016	NA	EPA 8270Cm	ND	ng/dry g	10	20	04-Oct-07	20-Oct-07	27221e-31067
Aroclor 1221	NA	EPA 8270Cm	ND	ng/dry g	10	20	04-Oct-07	20-Oct-07	27221e-31067
Aroclor 1232	NA	EPA 8270Cm	ND	ng/dry g	10	20	04-Oct-07	20-Oct-07	27221e-31067
Aroclor 1242	NA	EPA 8270Cm	ND	ng/dry g	10	20	04-Oct-07	20-Oct-07	27221e-31067
Aroclor 1248	NA	EPA 8270Cm	ND	ng/dry g	10	20	04-Oct-07	20-Oct-07	27221e-31067
Aroclor 1254	NA	EPA 8270Cm	ND	ng/dry g	10	20	04-Oct-07	20-Oct-07	27221e-31067
Aroclor 1260	NA	EPA 8270Cm	ND	ng/dry g	10	20	04-Oct-07	20-Oct-07	27221e-31067

MDL= Method Detection Limit (CFR 40 Part 136); RL= Reporting Limit; J= Estimated Value below the RL and above the MDL; ND= Not Detected; NA= Not Applicable; MI = Matrix Interference

California ELAP Certificate # 2261

57295 B1

CRG Marine Laboratories, Inc.

2020 Del Amo Blvd., Suite 200, Torrance, CA 90501-1206 (310) 533-5190 FAX (310) 533-5003 crglabs@sbcglobal.net

PCB Congeners

Client: *Weston Solutions*

CRG Project ID: *27221e*

CRG ID#: 57295

Sample: QAQC

Procedural Blank

Date Sampled:

Replicate #: B1

Description: LADPW MDR

Date Received:

DILUTION FACTOR: 1

Matrix: DI Water

CONSTITUENT	FRACTION	METHOD	RESULT	UNITS	MDL	RL	DATE PROCESSED	DATE ANALYZED	BATCH ID
PCB008	NA	EPA 8270Cm	ND	ng/dry g	1	5	04-Oct-07	20-Oct-07	27221e-31067
PCB018	NA	EPA 8270Cm	ND	ng/dry g	1	5	04-Oct-07	20-Oct-07	27221e-31067
PCB028	NA	EPA 8270Cm	ND	ng/dry g	1	5	04-Oct-07	20-Oct-07	27221e-31067
PCB031	NA	EPA 8270Cm	ND	ng/dry g	1	5	04-Oct-07	20-Oct-07	27221e-31067
PCB033	NA	EPA 8270Cm	ND	ng/dry g	1	5	04-Oct-07	20-Oct-07	27221e-31067
PCB037	NA	EPA 8270Cm	ND	ng/dry g	1	5	04-Oct-07	20-Oct-07	27221e-31067
PCB044	NA	EPA 8270Cm	ND	ng/dry g	1	5	04-Oct-07	20-Oct-07	27221e-31067
PCB049	NA	EPA 8270Cm	ND	ng/dry g	1	5	04-Oct-07	20-Oct-07	27221e-31067
PCB052	NA	EPA 8270Cm	ND	ng/dry g	1	5	04-Oct-07	20-Oct-07	27221e-31067
PCB066	NA	EPA 8270Cm	ND	ng/dry g	1	5	04-Oct-07	20-Oct-07	27221e-31067
PCB070	NA	EPA 8270Cm	ND	ng/dry g	1	5	04-Oct-07	20-Oct-07	27221e-31067
PCB074	NA	EPA 8270Cm	ND	ng/dry g	1	5	04-Oct-07	20-Oct-07	27221e-31067
PCB077	NA	EPA 8270Cm	ND	ng/dry g	1	5	04-Oct-07	20-Oct-07	27221e-31067
PCB081	NA	EPA 8270Cm	ND	ng/dry g	1	5	04-Oct-07	20-Oct-07	27221e-31067
PCB087	NA	EPA 8270Cm	ND	ng/dry g	1	5	04-Oct-07	20-Oct-07	27221e-31067
PCB095	NA	EPA 8270Cm	ND	ng/dry g	1	5	04-Oct-07	20-Oct-07	27221e-31067
PCB097	NA	EPA 8270Cm	ND	ng/dry g	1	5	04-Oct-07	20-Oct-07	27221e-31067
PCB099	NA	EPA 8270Cm	ND	ng/dry g	1	5	04-Oct-07	20-Oct-07	27221e-31067
PCB101	NA	EPA 8270Cm	ND	ng/dry g	1	5	04-Oct-07	20-Oct-07	27221e-31067
PCB105	NA	EPA 8270Cm	ND	ng/dry g	1	5	04-Oct-07	20-Oct-07	27221e-31067
PCB110	NA	EPA 8270Cm	ND	ng/dry g	1	5	04-Oct-07	20-Oct-07	27221e-31067
PCB114	NA	EPA 8270Cm	ND	ng/dry g	1	5	04-Oct-07	20-Oct-07	27221e-31067
PCB118	NA	EPA 8270Cm	ND	ng/dry g	1	5	04-Oct-07	20-Oct-07	27221e-31067
PCB119	NA	EPA 8270Cm	ND	ng/dry g	1	5	04-Oct-07	20-Oct-07	27221e-31067
PCB123	NA	EPA 8270Cm	ND	ng/dry g	1	5	04-Oct-07	20-Oct-07	27221e-31067
PCB126	NA	EPA 8270Cm	ND	ng/dry g	1	5	04-Oct-07	20-Oct-07	27221e-31067

MDL= Method Detection Limit (CFR 40 Part 136); RL= Reporting Limit; J= Estimated Value below the RL and above the MDL; ND= Not Detected; NA= Not Applicable; MI = Matrix Interference

California ELAP Certificate # 2261

57295 B1

CRG Marine Laboratories, Inc.

2020 Del Amo Blvd., Suite 200, Torrance, CA 90501-1206 (310) 533-5190 FAX (310) 533-5003 crglabs@sbcglobal.net

PCB Congeners

Client: *Weston Solutions*

CRG Project ID: *27221e*

CRG ID#: 57295

Sample: QAQC

Procedural Blank

Date Sampled:

Replicate #: B1

Description: LADPW MDR

Date Received:

DILUTION FACTOR: 1

Matrix: DI Water

CONSTITUENT	FRACTION	METHOD	RESULT	UNITS	MDL	RL	DATE PROCESSED	DATE ANALYZED	BATCH ID
PCB128	NA	EPA 8270Cm	ND	ng/dry g	1	5	04-Oct-07	20-Oct-07	27221e-31067
PCB138	NA	EPA 8270Cm	ND	ng/dry g	1	5	04-Oct-07	20-Oct-07	27221e-31067
PCB141	NA	EPA 8270Cm	ND	ng/dry g	1	5	04-Oct-07	20-Oct-07	27221e-31067
PCB149	NA	EPA 8270Cm	ND	ng/dry g	1	5	04-Oct-07	20-Oct-07	27221e-31067
PCB151	NA	EPA 8270Cm	ND	ng/dry g	1	5	04-Oct-07	20-Oct-07	27221e-31067
PCB153	NA	EPA 8270Cm	ND	ng/dry g	1	5	04-Oct-07	20-Oct-07	27221e-31067
PCB156	NA	EPA 8270Cm	ND	ng/dry g	1	5	04-Oct-07	20-Oct-07	27221e-31067
PCB157	NA	EPA 8270Cm	ND	ng/dry g	1	5	04-Oct-07	20-Oct-07	27221e-31067
PCB158	NA	EPA 8270Cm	ND	ng/dry g	1	5	04-Oct-07	20-Oct-07	27221e-31067
PCB167	NA	EPA 8270Cm	ND	ng/dry g	1	5	04-Oct-07	20-Oct-07	27221e-31067
PCB168+132	NA	EPA 8270Cm	ND	ng/dry g	1	5	04-Oct-07	20-Oct-07	27221e-31067
PCB169	NA	EPA 8270Cm	ND	ng/dry g	1	5	04-Oct-07	20-Oct-07	27221e-31067
PCB170	NA	EPA 8270Cm	ND	ng/dry g	1	5	04-Oct-07	20-Oct-07	27221e-31067
PCB177	NA	EPA 8270Cm	ND	ng/dry g	1	5	04-Oct-07	20-Oct-07	27221e-31067
PCB180	NA	EPA 8270Cm	ND	ng/dry g	1	5	04-Oct-07	20-Oct-07	27221e-31067
PCB183	NA	EPA 8270Cm	ND	ng/dry g	1	5	04-Oct-07	20-Oct-07	27221e-31067
PCB187	NA	EPA 8270Cm	ND	ng/dry g	1	5	04-Oct-07	20-Oct-07	27221e-31067
PCB189	NA	EPA 8270Cm	ND	ng/dry g	1	5	04-Oct-07	20-Oct-07	27221e-31067
PCB194	NA	EPA 8270Cm	ND	ng/dry g	1	5	04-Oct-07	20-Oct-07	27221e-31067
PCB195	NA	EPA 8270Cm	ND	ng/dry g	1	5	04-Oct-07	20-Oct-07	27221e-31067
PCB200	NA	EPA 8270Cm	ND	ng/dry g	1	5	04-Oct-07	20-Oct-07	27221e-31067
PCB201	NA	EPA 8270Cm	ND	ng/dry g	1	5	04-Oct-07	20-Oct-07	27221e-31067
PCB206	NA	EPA 8270Cm	ND	ng/dry g	1	5	04-Oct-07	20-Oct-07	27221e-31067
PCB209	NA	EPA 8270Cm	ND	ng/dry g	1	5	04-Oct-07	20-Oct-07	27221e-31067
Total Detectable PCBs	NA	EPA 8270Cm		ng/dry g			04-Oct-07	20-Oct-07	27221e-31067

MDL= Method Detection Limit (CFR 40 Part 136); RL= Reporting Limit; J= Estimated Value below the RL and above the MDL; ND= Not Detected; NA= Not Applicable; MI = Matrix Interference

California ELAP Certificate # 2261

57295 B1

ACCURACY DATA

CRG Marine Laboratories, Inc.
MATRIX SPIKE QAQC REPORT
Project ID: 27221e

Sample ID:	57295-BS1/BS2		QAQC	Procedural Balnk					Date Sampled:					
Parameter	<u>Non-Spiked Sample Concentration</u>			<u>Matrix Spike Results</u>					<u>Matrix Spike Duplicate Results</u>					Acceptance Range
	Rep-1	Rep-2	Mean	Gross Conc.	Net Conc.	Spike Conc.	Percent Recovery	Comment	Gross Conc.	Net Conc.	Spike Conc.	Percent Recovery	Comment	
Chlorinated Pesticides				Batch ID: 27221e-31067										
(PCB030)	0	0	0	75	75	100	75	PASS	70	70	100	70	PASS	55 - 120%
(PCB112)	0	0	0	81	81	100	81	PASS	78	78	100	78	PASS	65 - 120%
(PCB198)	0	0	0	86	86	100	86	PASS	81	81	100	81	PASS	60 - 120%
(TCMX)	0	0	0	72	72	100	72	PASS	63	63	100	63	PASS	50 - 120%
2,4'-DDD	0	0	0	349	349	400	87	PASS	325.1	325.1	400	81	PASS	50 - 135%
2,4'-DDE	0	0	0	322	322	400	80	PASS	305.4	305.4	400	76	PASS	60 - 130%
2,4'-DDT	0	0	0	335.7	335.7	400	84	PASS	318.4	318.4	400	80	PASS	40 - 135%
4,4'-DDD	0	0	0	350.8	350.8	400	88	PASS	334.4	334.4	400	84	PASS	70 - 130%
4,4'-DDE	0	0	0	328.1	328.1	400	82	PASS	318	318	400	80	PASS	65 - 130%
4,4'-DDT	0	0	0	382.1	382.1	400	96	PASS	353.9	353.9	400	88	PASS	35 - 140%
Aldrin	0	0	0	298	298	400	74	PASS	294.4	294.4	400	74	PASS	50 - 125%
BHC-alpha	0	0	0	273	273	400	68	PASS	266.6	266.6	400	67	PASS	60 - 120%
BHC-beta	0	0	0	323.7	323.7	400	81	PASS	321.6	321.6	400	80	PASS	60 - 120%
BHC-delta	0	0	0	267.9	267.9	400	67	PASS	270.9	270.9	400	68	PASS	60 - 120%
BHC-gamma	0	0	0	262.8	262.8	400	66	PASS	247.7	247.7	400	62	PASS	60 - 120%

Sample ID:	57295-BS1/BS2		QAQC	Procedural Balnk					Date Sampled:					
Parameter	<u>Non-Spiked Sample Concentration</u>			<u>Matrix Spike Results</u>					<u>Matrix Spike Duplicate Results</u>					Acceptance Range
	Rep-1	Rep-2	Mean	Gross Conc.	Net Conc.	Spike Conc.	Percent Recovery	Comment	Gross Conc.	Net Conc.	Spike Conc.	Percent Recovery	Comment	
Chlordane-alpha	0	0	0	350.5	350.5	400	88	PASS	334.9	334.9	400	84	PASS	70 - 130%
Chlordane-gamma	0	0	0	339.8	339.8	400	85	PASS	325	325	400	81	PASS	60 - 120%
cis-Nonachlor	0	0	0	363.5	363.5	400	91	PASS	332.3	332.3	400	83	PASS	60 - 120%
DCPA (Dacthal)	0	0	0	359.4	359.4	400	90	PASS	339.1	339.1	400	85	PASS	60 - 140%
Dicofol	0	0	0	264.5	264.5	400	66	PASS	300.1	300.1	400	75	PASS	65 - 125%
Dieldrin	0	0	0	274.7	274.7	400	69	PASS	276.6	276.6	400	69	PASS	50 - 125%
Endosulfan Sulfate	0	0	0	383.9	383.9	400	96	PASS	343.3	343.3	400	86	PASS	25 - 125%
Endosulfan-I	0	0	0	257.9	257.9	400	64	PASS	250.4	250.4	400	63	PASS	45 - 125%
Endosulfan-II	0	0	0	301.1	301.1	400	75	PASS	247.9	247.9	400	62	PASS	25 - 145%
Endrin	0	0	0	438.9	438.9	400	110	PASS	448.7	448.7	400	112	PASS	60 - 125%
Endrin Aldehyde	0	0	0	0	0	400	0	PASS	0	0	400	0	PASS	MDL - 149%
Endrin Ketone	0	0	0	389.7	389.7	400	97	PASS	330.2	330.2	400	83	PASS	45 - 125%
Heptachlor	0	0	0	305.5	305.5	400	76	PASS	293.4	293.4	400	73	PASS	45 - 125%
Heptachlor Epoxide	0	0	0	396.5	396.5	400	99	PASS	348.4	348.4	400	87	PASS	60 - 120%
Methoxychlor	0	0	0	434.9	434.9	400	109	PASS	394.9	394.9	400	99	PASS	35 - 140%
Mirex	0	0	0	266.6	266.6	400	67	PASS	258.8	258.8	400	65	PASS	50 - 130%
Oxychlordane	0	0	0	340.1	340.1	400	85	PASS	328.4	328.4	400	82	PASS	70 - 130%
Perthane	0	0	0	383.7	383.7	400	96	PASS	358.2	358.2	400	90	PASS	60 - 140%
trans-Nonachlor	0	0	0	329.4	329.4	400	82	PASS	307.6	307.6	400	77	PASS	60 - 120%
PCB Congeners				Batch ID: 27221e-31067										
PCB008	0	0	0	239.9	239.9	320	75	PASS	197.9	197.9	320	62	PASS	60 - 125%

Sample ID:	57295-BS1/BS2		QAQC	Procedural Balnk					Date Sampled:					
Parameter	<u>Non-Spiked Sample Concentration</u>			<u>Matrix Spike Results</u>					<u>Matrix Spike Duplicate Results</u>					Acceptance Range
	Rep-1	Rep-2	Mean	Gross Conc.	Net Conc.	Spike Conc.	Percent Recovery	Comment	Gross Conc.	Net Conc.	Spike Conc.	Percent Recovery	Comment	
PCB018	0	0	0	239.9	239.9	320	75	PASS	200.9	200.9	320	63	PASS	60 - 125%
PCB028	0	0	0	230.3	230.3	320	72	PASS	199.4	199.4	320	62	PASS	60 - 125%
PCB031	0	0	0	248.5	248.5	320	78	PASS	217.2	217.2	320	68	PASS	60 - 125%
PCB033	0	0	0	248.7	248.7	320	78	PASS	219.8	219.8	320	69	PASS	60 - 125%
PCB037	0	0	0	252.4	252.4	320	79	PASS	219.5	219.5	320	69	PASS	60 - 125%
PCB044	0	0	0	251.1	251.1	320	78	PASS	228.6	228.6	320	71	PASS	60 - 125%
PCB049	0	0	0	252.5	252.5	320	79	PASS	219.5	219.5	320	69	PASS	60 - 125%
PCB052	0	0	0	258.5	258.5	320	81	PASS	224.3	224.3	320	70	PASS	60 - 125%
PCB066	0	0	0	260.3	260.3	320	81	PASS	229.1	229.1	320	72	PASS	60 - 125%
PCB070	0	0	0	262.5	262.5	320	82	PASS	226.3	226.3	320	71	PASS	60 - 125%
PCB074	0	0	0	268.8	268.8	320	84	PASS	234.3	234.3	320	73	PASS	60 - 125%
PCB077	0	0	0	265.4	265.4	320	83	PASS	234	234	320	73	PASS	60 - 125%
PCB081	0	0	0	265.6	265.6	320	83	PASS	227.3	227.3	320	71	PASS	60 - 125%
PCB087	0	0	0	275.3	275.3	320	86	PASS	243.5	243.5	320	76	PASS	60 - 125%
PCB095	0	0	0	245.3	245.3	320	77	PASS	216.2	216.2	320	68	PASS	60 - 125%
PCB097	0	0	0	248.5	248.5	320	78	PASS	228.4	228.4	320	71	PASS	60 - 125%
PCB099	0	0	0	262.1	262.1	320	82	PASS	227	227	320	71	PASS	60 - 125%
PCB101	0	0	0	268.3	268.3	320	84	PASS	238.5	238.5	320	75	PASS	60 - 125%
PCB105	0	0	0	261.9	261.9	320	82	PASS	230.9	230.9	320	72	PASS	60 - 125%
PCB110	0	0	0	266.6	266.6	320	83	PASS	225.5	225.5	320	70	PASS	60 - 125%
PCB114	0	0	0	282.5	282.5	320	88	PASS	242.5	242.5	320	76	PASS	60 - 125%

Sample ID:	57295-BS1/BS2		QAQC	Procedural Balnk					Date Sampled:					
Parameter	<u>Non-Spiked Sample Concentration</u>			<u>Matrix Spike Results</u>					<u>Matrix Spike Duplicate Results</u>					Acceptance Range
	Rep-1	Rep-2	Mean	Gross Conc.	Net Conc.	Spike Conc.	Percent Recovery	Comment	Gross Conc.	Net Conc.	Spike Conc.	Percent Recovery	Comment	
PCB118	0	0	0	274	274	320	86	PASS	235.7	235.7	320	74	PASS	60 - 125%
PCB119	0	0	0	266.5	266.5	320	83	PASS	237	237	320	74	PASS	60 - 125%
PCB123	0	0	0	274.3	274.3	320	86	PASS	237.9	237.9	320	74	PASS	60 - 125%
PCB126	0	0	0	299.7	299.7	320	94	PASS	257.3	257.3	320	80	PASS	60 - 125%
PCB128	0	0	0	291.4	291.4	320	91	PASS	256.4	256.4	320	80	PASS	60 - 125%
PCB138	0	0	0	284.8	284.8	320	89	PASS	242.4	242.4	320	76	PASS	60 - 125%
PCB141	0	0	0	286.2	286.2	320	89	PASS	240.6	240.6	320	75	PASS	60 - 125%
PCB149	0	0	0	264.2	264.2	320	83	PASS	223.8	223.8	320	70	PASS	60 - 125%
PCB151	0	0	0	274.1	274.1	320	86	PASS	234.5	234.5	320	73	PASS	60 - 125%
PCB153	0	0	0	279.1	279.1	320	87	PASS	241.6	241.6	320	76	PASS	60 - 125%
PCB156	0	0	0	301.5	301.5	320	94	PASS	255	255	320	80	PASS	60 - 125%
PCB157	0	0	0	281.6	281.6	320	88	PASS	237.8	237.8	320	74	PASS	60 - 125%
PCB158	0	0	0	277.4	277.4	320	87	PASS	241.1	241.1	320	75	PASS	60 - 125%
PCB167	0	0	0	268.1	268.1	320	84	PASS	239.6	239.6	320	75	PASS	60 - 125%
PCB168+132	0	0	0	519.4	519.4	640	81	PASS	460	460	640	72	PASS	60 - 125%
PCB169	0	0	0	344.8	344.8	320	108	PASS	282.7	282.7	320	88	PASS	60 - 125%
PCB170	0	0	0	311	311	320	97	PASS	257	257	320	80	PASS	60 - 125%
PCB177	0	0	0	287.2	287.2	320	90	PASS	249.8	249.8	320	78	PASS	60 - 125%
PCB180	0	0	0	289.1	289.1	320	90	PASS	247.1	247.1	320	77	PASS	60 - 125%
PCB183	0	0	0	287.9	287.9	320	90	PASS	234.8	234.8	320	73	PASS	60 - 125%
PCB187	0	0	0	284.2	284.2	320	89	PASS	238.2	238.2	320	74	PASS	60 - 125%

Sample ID:	57295-BS1/BS2		QAQC	Procedural Balnk					Date Sampled:					
Parameter	<u>Non-Spiked Sample Concentration</u>			<u>Matrix Spike Results</u>					<u>Matrix Spike Duplicate Results</u>					Acceptance Range
	Rep-1	Rep-2	Mean	Gross Conc.	Net Conc.	Spike Conc.	Percent Recovery	Comment	Gross Conc.	Net Conc.	Spike Conc.	Percent Recovery	Comment	
PCB189	0	0	0	337.5	337.5	320	105	PASS	264	264	320	82	PASS	60 - 125%
PCB194	0	0	0	320.9	320.9	320	100	PASS	266.4	266.4	320	83	PASS	60 - 125%
PCB195	0	0	0	309.3	309.3	320	97	PASS	261.1	261.1	320	82	PASS	60 - 125%
PCB200	0	0	0	264.6	264.6	320	83	PASS	229.3	229.3	320	72	PASS	60 - 125%
PCB201	0	0	0	297.2	297.2	320	93	PASS	249.6	249.6	320	78	PASS	60 - 125%
PCB206	0	0	0	303.4	303.4	320	95	PASS	248.6	248.6	320	78	PASS	60 - 125%
PCB209	0	0	0	295.9	295.9	320	92	PASS	234.7	234.7	320	73	PASS	60 - 125%

Trace Metals

Batch ID: 27221e-17071

Aluminum (Al)	0	0	0	2	2	2	100	PASS	2	2	2	100	PASS	10 - 180%
Antimony (Sb)	0	0	0	0.19	0.19	0.2	99	PASS	0.2	0.2	0.2	100	PASS	70 - 130%
Arsenic (As)	0	0	0	1.76	1.76	2	88	PASS	1.77	1.77	2	89	PASS	70 - 130%
Barium (Ba)	0	0	0	2.23	2.23	2	112	PASS	2.24	2.24	2	112	PASS	70 - 140%
Beryllium (Be)	0	0	0	1.5	1.5	2	75	PASS	1.53	1.53	2	77	PASS	50 - 120%
Cadmium (Cd)	0	0	0	0.19	0.19	0.2	98	PASS	0.19	0.19	0.2	98	PASS	70 - 130%
Chromium (Cr)	0	0	0	1.77	1.77	2	89	PASS	1.8	1.8	2	90	PASS	55 - 135%
Cobalt (Co)	0	0	0	1.82	1.82	2	91	PASS	1.85	1.85	2	92	PASS	65 - 125%
Copper (Cu)	0	0	0	1.72	1.72	2	86	PASS	1.75	1.75	2	88	PASS	65 - 125%
Iron (Fe)	0	0	0	2	2	2	100	PASS	2	2	2	100	PASS	50 - 140%
Lead (Pb)	0	0	0	2.11	2.11	2	106	PASS	2.1	2.1	2	105	PASS	55 - 120%
Manganese (Mn)	0	0	0	1.54	1.54	2	77	PASS	1.55	1.55	2	78	PASS	50 - 140%
Molybdenum (Mo)	0	0	0	2.04	2.04	2	102	PASS	2.03	2.03	2	102	PASS	70 - 160%

<i>Sample ID:</i>	57295-BS1/BS2			QAQC		Procedural Balnk				<i>Date Sampled:</i>				
<i>Parameter</i>	<u><i>Non-Spiked Sample Concentration</i></u>			<u><i>Matrix Spike Results</i></u>					<u><i>Matrix Spike Duplicate Results</i></u>					<i>Acceptance Range</i>
	<i>Rep-1</i>	<i>Rep-2</i>	<i>Mean</i>	<i>Gross Conc.</i>	<i>Net Conc.</i>	<i>Spike Conc.</i>	<i>Percent Recovery</i>	<i>Comment</i>	<i>Gross Conc.</i>	<i>Net Conc.</i>	<i>Spike Conc.</i>	<i>Percent Recovery</i>	<i>Comment</i>	
Nickel (Ni)	0	0	0	1.65	1.65	2	83	PASS	1.67	1.67	2	84	PASS	70 - 130%
Selenium (Se)	0	0	0	1.63	1.63	2	82	PASS	1.66	1.66	2	83	PASS	60 - 125%
Silver (Ag)	0	0	0	0.22	0.22	0.2	112	PASS	0.23	0.23	0.2	120	PASS	50 - 120%
Strontium (Sr)	0	0	0	2.06	2.06	2	103	PASS	2.06	2.06	2	103	PASS	50 - 160%
Thallium (Tl)	0	0	0	2.1	2.1	2	105	PASS	2.11	2.11	2	106	PASS	65 - 125%
Tin (Sn)	0	0	0	2.14	2.14	2	107	PASS	2.16	2.16	2	108	PASS	70 - 150%
Titanium (Ti)	0	0	0	1.57	1.57	2	79	PASS	1.6	1.6	2	80	PASS	50 - 150%
Vanadium (V)	0	0	0	1.62	1.62	2	81	PASS	1.64	1.64	2	82	PASS	50 - 160%
Zinc (Zn)	0.131	0.131	0.13	1.75	1.62	2	81	PASS	1.77	1.64	2	82	PASS	60 - 120%

CRG Marine Laboratories, Inc.

2020 Del Amo Blvd., Suite 200, Torrance, CA 90501-1206 (310) 533-5190 FAX (310) 533-5003 crglabs@sbcglobal.net

Trace Metals

Client: *Weston Solutions*

CRG Project ID: *27221e*

CRG ID#: 57317	Sample QAQC	CRM (RTC016-050) Lot# BE016	Date Sampled:
Replicate #: CRM1	Description: LADPW MDR		Date Received:
Batch ID: 27221e-17071	Matrix: Sediment		Date Processed: 09-Oct-07
Instrument:	Analyst: P. Hershelman		Date Analyzed: 10-Oct-07

CONSTITUENT	METHOD	RESULT	UNITS	TRUE VALUE	ACCEPTANCE RANGE	COMMENT
Aluminum (Al)	EPA 6020m	9146	µg/dry g	11940	1270 - 22610	PASS
Arsenic (As)	EPA 6020m	7.14	µg/dry g	6.56	5.64 - 7.48	PASS
Beryllium (Be)	EPA 6020m	0.508	µg/dry g	0.44	0.20 - 0.69	PASS
Cadmium (Cd)	EPA 6020m	0.257	µg/dry g	0.34	0.04 - 0.63	PASS
Chromium (Cr)	EPA 6020m	15.16	µg/dry g	18.8	6.19 - 31.4	PASS
Cobalt (Co)	EPA 6020m	6.401	µg/dry g	6.16	4.72 - 7.60	PASS
Copper (Cu)	EPA 6020m	15.79	µg/dry g	14.8	12.2 - 17.5	PASS
Iron (Fe)	EPA 6020m	18740	µg/dry g	18540	13720 - 2336	PASS
Lead (Pb)	EPA 6020m	15.79	µg/dry g	14.4	10.9 - 17.9	PASS
Manganese (Mn)	EPA 6020m	198.5	µg/dry g	195	153 - 238	PASS
Nickel (Ni)	EPA 6020m	17.23	µg/dry g	16.7	12.4 - 21.1	PASS
Tin (Sn)	EPA 6020m	0.898	µg/dry g	1	0.76 - 1.24	PASS
Vanadium (V)	EPA 6020m	25.43	µg/dry g	31.9	6.9 - 56.9	PASS
Zinc (Zn)	EPA 6020m	69.29	µg/dry g	63.5	50.3 - 76.6	PASS

MDL= Method Detection Limit (CFR 40 Part 136); RL= Reporting Level; E= Estimated Value below the RL and above the MDL; ND= Not Detected; NA= Not Applicable.

California ELAP Certificate # 2261
57317 CRM1

CRG Marine Laboratories, Inc.

2020 Del Amo Blvd., Suite 200, Torrance, CA 90501-1206 (310) 533-5190 FAX (310) 533-5003 crglabs@sbcglobal.net

Trace Metals

Client: *Weston Solutions*

CRG Project ID: *27221e*

CRG ID#: 57317	Sample QAQC	CRM (RTC016-050) Lot# BE016	Date Sampled:
Replicate #: CRM2	Description: LADPW MDR		Date Received:
Batch ID: 27221e-17071	Matrix: Sediment		Date Processed: 09-Oct-07
Instrument:	Analyst: P. Hershelman		Date Analyzed: 10-Oct-07

CONSTITUENT	METHOD	RESULT	UNITS	TRUE VALUE	ACCEPTANCE RANGE	COMMENT
Aluminum (Al)	EPA 6020m	8041	µg/dry g	11940	1270 - 22610	PASS
Arsenic (As)	EPA 6020m	6.726	µg/dry g	6.56	5.64 - 7.48	PASS
Beryllium (Be)	EPA 6020m	0.48	µg/dry g	0.44	0.20 - 0.69	PASS
Cadmium (Cd)	EPA 6020m	0.333	µg/dry g	0.34	0.04 - 0.63	PASS
Chromium (Cr)	EPA 6020m	13.88	µg/dry g	18.8	6.19 - 31.4	PASS
Cobalt (Co)	EPA 6020m	6.288	µg/dry g	6.16	4.72 - 7.60	PASS
Copper (Cu)	EPA 6020m	15.22	µg/dry g	14.8	12.2 - 17.5	PASS
Iron (Fe)	EPA 6020m	17400	µg/dry g	18540	13720 - 2336	PASS
Lead (Pb)	EPA 6020m	15.54	µg/dry g	14.4	10.9 - 17.9	PASS
Manganese (Mn)	EPA 6020m	190.8	µg/dry g	195	153 - 238	PASS
Nickel (Ni)	EPA 6020m	16.78	µg/dry g	16.7	12.4 - 21.1	PASS
Tin (Sn)	EPA 6020m	0.876	µg/dry g	1	0.76 - 1.24	PASS
Vanadium (V)	EPA 6020m	23.62	µg/dry g	31.9	6.9 - 56.9	PASS
Zinc (Zn)	EPA 6020m	67.69	µg/dry g	63.5	50.3 - 76.6	PASS

MDL= Method Detection Limit (CFR 40 Part 136); RL= Reporting Level; E= Estimated Value below the RL and above the MDL; ND= Not Detected; NA= Not Applicable.

California ELAP Certificate # 2261
57317 CRM2

PRECISION DATA

CRG Marine Laboratories, Inc.

2020 Del Amo Blvd., Suite 200, Torrance, CA 90501-1206 (310) 533-5190 FAX (310) 533-5003 crglabs@sbcglobal.net

PCB Congeners

Client: *Weston Solutions*

CRG Project ID: *27221e*

CRG ID#: 57316	Sample Description: H-1 LADPW MDR	Location: BOTTOM	Date Sampled: 20-Sep-07 12:15
Batch ID: 27221e-31067	Matrix: Sediment		Date Received: 20-Sep-07
			Date Processed: 04-Oct-07
			Date Analyzed: 20-Oct-07

CONSTITUENT	FRACTION	METHOD	R1	R2	Units	% RPD	ACCEPTANCE RANGE	COMMENT	QUALIFIER	
									R1	R2
PCB066	NA	EPA 8270Cm	1.5	1.7	ng/dry g	13	0 - 30%	PASS		
PCB095	NA	EPA 8270Cm	1.9	2.7	ng/dry g	35	0 - 30%	FAIL	NA	NA
PCB099	NA	EPA 8270Cm	1.7	1.5	ng/dry g	13	0 - 30%	PASS		
PCB101	NA	EPA 8270Cm	3.3	2.5	ng/dry g	28	0 - 30%	PASS		
PCB110	NA	EPA 8270Cm	2.4	2.2	ng/dry g	9	0 - 30%	PASS		
PCB118	NA	EPA 8270Cm	1.8	1.9	ng/dry g	5	0 - 30%	PASS		
PCB138	NA	EPA 8270Cm	2.2	4.9	ng/dry g	76	0 - 30%	FAIL	NA	NA
PCB149	NA	EPA 8270Cm	2.6	2.8	ng/dry g	7	0 - 30%	PASS		
PCB153	NA	EPA 8270Cm	3.9	4.2	ng/dry g	7	0 - 30%	PASS		
PCB168+132	NA	EPA 8270Cm	1.1	1.8	ng/dry g	48	0 - 30%	FAIL	NA	NA
PCB180	NA	EPA 8270Cm	2.8	2.6	ng/dry g	7	0 - 30%	PASS		
PCB187	NA	EPA 8270Cm	1.3	1.5	ng/dry g	14	0 - 30%	PASS		

MDL= Method Detection Limit (CFR 40 Part 136); RL= Reporting Limit; E= Estimated Value below the RL and above the MDL; ND= Not Detected; NA= Not Applicable.

California ELAP Certificate # 2261
57316

CRG Marine Laboratories, Inc.

2020 Del Amo Blvd., Suite 200, Torrance, CA 90501-1206 (310) 533-5190 FAX (310) 533-5003 crglabs@sbcglobal.net

Trace Metals

Client: *Weston Solutions*

CRG Project ID: *27221e*

CRG ID#: 57295	Sample Description: QAQC LADPW MDR	Procedural Blank	Date Sampled:
Batch ID: 27221e-17071	Matrix: DI Water		Date Received:
			Date Processed: 09-Oct-07
			Date Analyzed: 10-Oct-07

CONSTITUENT	FRACTION	METHOD	BS1	BS2	Units	% RPD	ACCEPTANCE RANGE	COMMENT	QUALIFIER	
									BS1	BS2
Aluminum (Al)	NA	EPA 6020m	2	2	µg/dry g	0	0 - 30%	PASS		
Antimony (Sb)	NA	EPA 6020m	0.198	0.2	µg/dry g	1	0 - 30%	PASS		
Arsenic (As)	NA	EPA 6020m	1.761	1.777	µg/dry g	1	0 - 30%	PASS		
Barium (Ba)	NA	EPA 6020m	2.238	2.245	µg/dry g	0	0 - 30%	PASS		
Beryllium (Be)	NA	EPA 6020m	1.506	1.531	µg/dry g	2	0 - 30%	PASS		
Cadmium (Cd)	NA	EPA 6020m	0.195	0.195	µg/dry g	0	0 - 30%	PASS		
Chromium (Cr)	NA	EPA 6020m	1.775	1.806	µg/dry g	2	0 - 30%	PASS		
Cobalt (Co)	NA	EPA 6020m	1.825	1.85	µg/dry g	1	0 - 30%	PASS		
Copper (Cu)	NA	EPA 6020m	1.721	1.751	µg/dry g	2	0 - 30%	PASS		
Iron (Fe)	NA	EPA 6020m	2	2	µg/dry g	0	0 - 30%	PASS		
Lead (Pb)	NA	EPA 6020m	2.116	2.104	µg/dry g	1	0 - 30%	PASS		
Manganese (Mn)	NA	EPA 6020m	1.543	1.559	µg/dry g	1	0 - 30%	PASS		
Molybdenum (Mo)	NA	EPA 6020m	2.044	2.032	µg/dry g	1	0 - 30%	PASS		
Nickel (Ni)	NA	EPA 6020m	1.654	1.675	µg/dry g	1	0 - 30%	PASS		
Selenium (Se)	NA	EPA 6020m	1.634	1.669	µg/dry g	2	0 - 30%	PASS		
Silver (Ag)	NA	EPA 6020m	0.223	0.239	µg/dry g	7	0 - 30%	PASS		
Strontium (Sr)	NA	EPA 6020m	2.061	2.068	µg/dry g	0	0 - 30%	PASS		
Thallium (Tl)	NA	EPA 6020m	2.105	2.111	µg/dry g	0	0 - 30%	PASS		
Tin (Sn)	NA	EPA 6020m	2.148	2.166	µg/dry g	1	0 - 30%	PASS		
Titanium (Ti)	NA	EPA 6020m	1.573	1.604	µg/dry g	2	0 - 30%	PASS		
Vanadium (V)	NA	EPA 6020m	1.624	1.645	µg/dry g	1	0 - 30%	PASS		
Zinc (Zn)	NA	EPA 6020m	1.757	1.771	µg/dry g	1	0 - 30%	PASS		

MDL= Method Detection Limit (CFR 40 Part 136); RL= Reporting Limit; E= Estimated Value below the RL and above the MDL; ND= Not Detected; NA= Not Applicable.

California ELAP Certificate # 2261
57295

CRG Marine Laboratories, Inc.

2020 Del Amo Blvd., Suite 200, Torrance, CA 90501-1206 (310) 533-5190 FAX (310) 533-5003 crglabs@sbcglobal.net

Trace Metals

Client: *Weston Solutions*

CRG Project ID: *27221e*

CRG ID#: 57317	Sample Description: QAQC LADPW MDR	CRM (RTC016-050) Lot# BE016	Date Sampled:
Batch ID: 27221e-17071	Matrix: Sediment		Date Received:
			Date Processed: 09-Oct-07
			Date Analyzed: 10-Oct-07

CONSTITUENT	FRACTION	METHOD	CRM1	CRM2	Units	% RPD	ACCEPTANCE	COMMENT	QUALIFIER	
							RANGE		CRM1	CRM2
Aluminum (Al)	NA	EPA 6020m	9146	8041	µg/dry g	13	0 - 30%	PASS		
Arsenic (As)	NA	EPA 6020m	7.14	6.726	µg/dry g	6	0 - 30%	PASS		
Beryllium (Be)	NA	EPA 6020m	0.508	0.48	µg/dry g	6	0 - 30%	PASS		
Cadmium (Cd)	NA	EPA 6020m	0.257	0.333	µg/dry g	26	0 - 30%	PASS		
Chromium (Cr)	NA	EPA 6020m	15.16	13.88	µg/dry g	9	0 - 30%	PASS		
Cobalt (Co)	NA	EPA 6020m	6.401	6.288	µg/dry g	2	0 - 30%	PASS		
Copper (Cu)	NA	EPA 6020m	15.79	15.22	µg/dry g	4	0 - 30%	PASS		
Iron (Fe)	NA	EPA 6020m	18740	17400	µg/dry g	7	0 - 30%	PASS		
Lead (Pb)	NA	EPA 6020m	15.79	15.54	µg/dry g	2	0 - 30%	PASS		
Manganese (Mn)	NA	EPA 6020m	198.5	190.8	µg/dry g	4	0 - 30%	PASS		
Nickel (Ni)	NA	EPA 6020m	17.23	16.78	µg/dry g	3	0 - 30%	PASS		
Tin (Sn)	NA	EPA 6020m	0.898	0.876	µg/dry g	2	0 - 30%	PASS		
Vanadium (V)	NA	EPA 6020m	25.43	23.62	µg/dry g	7	0 - 30%	PASS		
Zinc (Zn)	NA	EPA 6020m	69.29	67.69	µg/dry g	2	0 - 30%	PASS		

MDL= Method Detection Limit (CFR 40 Part 136); RL= Reporting Limit; E= Estimated Value below the RL and above the MDL; ND= Not Detected; NA= Not Applicable.

California ELAP Certificate # 2261
57317

CRG Marine Laboratories, Inc.

2020 Del Amo Blvd., Suite 200, Torrance, CA 90501-1206 (310) 533-5190 FAX (310) 533-5003 crglabs@sbcglobal.net

Trace Metals

Client: *Weston Solutions*

CRG Project ID: *27221e*

CRG ID#: 57296	Sample Description: D-2 LADPW MDR	TOP	Date Sampled: 19-Sep-07 09:10
Batch ID: 27221e-17071	Matrix: Sediment		Date Received: 19-Sep-07
			Date Processed: 09-Oct-07
			Date Analyzed: 10-Oct-07

CONSTITUENT	FRACTION	METHOD	R1	R2	Units	% RPD	ACCEPTANCE RANGE	COMMENT	QUALIFIER	
									R1	R2
Aluminum (Al)	NA	EPA 6020m	10880	10590	µg/dry g	3	0 - 30%	PASS		
Antimony (Sb)	NA	EPA 6020m	0.333	0.314	µg/dry g	6	0 - 30%	PASS		
Arsenic (As)	NA	EPA 6020m	6.999	6.974	µg/dry g	0	0 - 30%	PASS		
Barium (Ba)	NA	EPA 6020m	78.43	83.01	µg/dry g	6	0 - 30%	PASS		
Beryllium (Be)	NA	EPA 6020m	0.407	0.395	µg/dry g	3	0 - 30%	PASS		
Cadmium (Cd)	NA	EPA 6020m	0.293	0.294	µg/dry g	0	0 - 30%	PASS		
Chromium (Cr)	NA	EPA 6020m	29.34	29.06	µg/dry g	1	0 - 30%	PASS		
Cobalt (Co)	NA	EPA 6020m	7.311	7.232	µg/dry g	1	0 - 30%	PASS		
Copper (Cu)	NA	EPA 6020m	130.8	143.5	µg/dry g	9	0 - 30%	PASS		
Iron (Fe)	NA	EPA 6020m	21010	20460	µg/dry g	3	0 - 30%	PASS		
Lead (Pb)	NA	EPA 6020m	39.17	38.98	µg/dry g	0	0 - 30%	PASS		
Manganese (Mn)	NA	EPA 6020m	151.1	146.5	µg/dry g	3	0 - 30%	PASS		
Molybdenum (Mo)	NA	EPA 6020m	1.08	1.071	µg/dry g	1	0 - 30%	PASS		
Nickel (Ni)	NA	EPA 6020m	19.77	19.51	µg/dry g	1	0 - 30%	PASS		
Selenium (Se)	NA	EPA 6020m	0.56	0.517	µg/dry g	8	0 - 30%	PASS		
Silver (Ag)	NA	EPA 6020m	0.387	0.521	µg/dry g	30	0 - 30%	PASS		
Strontium (Sr)	NA	EPA 6020m	53.01	51.78	µg/dry g	2	0 - 30%	PASS		
Thallium (Tl)	NA	EPA 6020m	0.222	0.221	µg/dry g	0	0 - 30%	PASS		
Tin (Sn)	NA	EPA 6020m	2.193	2.093	µg/dry g	5	0 - 30%	PASS		
Titanium (Ti)	NA	EPA 6020m	655.6	630.8	µg/dry g	4	0 - 30%	PASS		
Vanadium (V)	NA	EPA 6020m	42.6	40.28	µg/dry g	6	0 - 30%	PASS		
Zinc (Zn)	NA	EPA 6020m	148	149.9	µg/dry g	1	0 - 30%	PASS		

MDL= Method Detection Limit (CFR 40 Part 136); RL= Reporting Limit; E= Estimated Value below the RL and above the MDL; ND= Not Detected; NA= Not Applicable.

California ELAP Certificate # 2261
57296

CRG Marine Laboratories, Inc.

2020 Del Amo Blvd., Suite 200, Torrance, CA 90501-1206 (310) 533-5190 FAX (310) 533-5003 crglabs@sbcglobal.net

Chlorinated Pesticides

Client: *Weston Solutions*

CRG Project ID: *27221e*

CRG ID#: 57295	Sample Description: QAQC LADPW MDR	Procedural Blank	Date Sampled:
Batch ID: 27221e-31067	Matrix: DI Water		Date Received:
			Date Processed: 04-Oct-07
			Date Analyzed: 20-Oct-07

CONSTITUENT	FRACTION	METHOD	BS1	BS2	Units	% RPD	ACCEPTANCE RANGE	COMMENT	QUALIFIER	
									BS1	BS2
(PCB030)	NA	EPA 8270Cm	75	70	% Recovery	7	0 - 30%	PASS		
(PCB112)	NA	EPA 8270Cm	81	78	% Recovery	4	0 - 30%	PASS		
(PCB198)	NA	EPA 8270Cm	86	81	% Recovery	6	0 - 30%	PASS		
(TCMX)	NA	EPA 8270Cm	72	63	% Recovery	13	0 - 30%	PASS		
2,4'-DDD	NA	EPA 8270Cm	349	325.1	ng	7	0 - 30%	PASS		
2,4'-DDE	NA	EPA 8270Cm	322	305.4	ng	5	0 - 30%	PASS		
2,4'-DDT	NA	EPA 8270Cm	335.7	318.4	ng	5	0 - 30%	PASS		
4,4'-DDD	NA	EPA 8270Cm	350.8	334.4	ng	5	0 - 30%	PASS		
4,4'-DDE	NA	EPA 8270Cm	328.1	318	ng	3	0 - 30%	PASS		
4,4'-DDT	NA	EPA 8270Cm	382.1	353.9	ng	8	0 - 30%	PASS		
Aldrin	NA	EPA 8270Cm	298	294.4	ng	1	0 - 30%	PASS		
BHC-alpha	NA	EPA 8270Cm	273	266.6	ng	2	0 - 30%	PASS		
BHC-beta	NA	EPA 8270Cm	323.7	321.6	ng	1	0 - 30%	PASS		
BHC-delta	NA	EPA 8270Cm	267.9	270.9	ng	1	0 - 30%	PASS		
BHC-gamma	NA	EPA 8270Cm	262.8	247.7	ng	6	0 - 30%	PASS		
Chlordane-alpha	NA	EPA 8270Cm	350.5	334.9	ng	5	0 - 30%	PASS		
Chlordane-gamma	NA	EPA 8270Cm	339.8	325	ng	4	0 - 30%	PASS		
cis-Nonachlor	NA	EPA 8270Cm	363.5	332.3	ng	9	0 - 30%	PASS		
DCPA (Dacthal)	NA	EPA 8270Cm	359.4	339.1	ng	6	0 - 30%	PASS		
Dicofol	NA	EPA 8270Cm	264.5	300.1	ng	13	0 - 30%	PASS		
Dieldrin	NA	EPA 8270Cm	274.7	276.6	ng	1	0 - 30%	PASS		
Endosulfan Sulfate	NA	EPA 8270Cm	383.9	343.3	ng	11	0 - 30%	PASS		
Endosulfan-I	NA	EPA 8270Cm	257.9	250.4	ng	3	0 - 30%	PASS		
Endosulfan-II	NA	EPA 8270Cm	301.1	247.9	ng	19	0 - 30%	PASS		

MDL= Method Detection Limit (CFR 40 Part 136); RL= Reporting Limit; E= Estimated Value below the RL and above the MDL; ND= Not Detected; NA= Not Applicable.

California ELAP Certificate # 2261
57295

CRG Marine Laboratories, Inc.

2020 Del Amo Blvd., Suite 200, Torrance, CA 90501-1206 (310) 533-5190 FAX (310) 533-5003 crglabs@sbcglobal.net

Chlorinated Pesticides

Client: *Weston Solutions*

CRG Project ID: *27221e*

CRG ID#: 57295	Sample Description: QAQC LADPW MDR	Procedural Blank	Date Sampled:
Batch ID: 27221e-31067	Matrix: DI Water		Date Received:
			Date Processed: 04-Oct-07
			Date Analyzed: 20-Oct-07

CONSTITUENT	FRACTION	METHOD	BS1	BS2	Units	% RPD	ACCEPTANCE RANGE	COMMENT	QUALIFIER	
									BS1	BS2
Endrin	NA	EPA 8270Cm	438.9	448.7	ng	2	0 - 30%	PASS		
Endrin Ketone	NA	EPA 8270Cm	389.7	330.2	ng	17	0 - 30%	PASS		
Heptachlor	NA	EPA 8270Cm	305.5	293.4	ng	4	0 - 30%	PASS		
Heptachlor Epoxide	NA	EPA 8270Cm	396.5	348.4	ng	13	0 - 30%	PASS		
Methoxychlor	NA	EPA 8270Cm	434.9	394.9	ng	10	0 - 30%	PASS		
Mirex	NA	EPA 8270Cm	266.6	258.8	ng	3	0 - 30%	PASS		
Oxychlorane	NA	EPA 8270Cm	340.1	328.4	ng	4	0 - 30%	PASS		
Perthane	NA	EPA 8270Cm	383.7	358.2	ng	7	0 - 30%	PASS		
trans-Nonachlor	NA	EPA 8270Cm	329.4	307.6	ng	7	0 - 30%	PASS		

MDL= Method Detection Limit (CFR 40 Part 136); RL= Reporting Limit; E= Estimated Value below the RL and above the MDL; ND= Not Detected; NA= Not Applicable.

California ELAP Certificate # 2261
57295

CRG Marine Laboratories, Inc.

2020 Del Amo Blvd., Suite 200, Torrance, CA 90501-1206 (310) 533-5190 FAX (310) 533-5003 crglabs@sbcglobal.net

Chlorinated Pesticides

Client: *Weston Solutions*

CRG Project ID: *27221e*

CRG ID#: 57316	Sample Description: H-1 LADPW MDR	BOTTOM	Date Sampled: 20-Sep-07 12:15
Batch ID: 27221e-31067	Matrix: Sediment		Date Received: 20-Sep-07
			Date Processed: 04-Oct-07
			Date Analyzed: 20-Oct-07

CONSTITUENT	FRACTION	METHOD	R1	R2	Units	% RPD	ACCEPTANCE RANGE	COMMENT	QUALIFIER	
									R1	R2
(PCB030)	NA	EPA 8270Cm	53	61	% Recovery	14	0 - 30%	PASS		
(PCB112)	NA	EPA 8270Cm	59	71	% Recovery	18	0 - 30%	PASS		
(PCB198)	NA	EPA 8270Cm	65	81	% Recovery	22	0 - 30%	PASS		
(TCMX)	NA	EPA 8270Cm	51	58	% Recovery	13	0 - 30%	PASS		
2,4'-DDE	NA	EPA 8270Cm	1.4	1.5	ng/dry g	7	0 - 30%	PASS		
4,4'-DDD	NA	EPA 8270Cm	4.2	6.1	ng/dry g	37	0 - 30%	FAIL	NA	NA
4,4'-DDE	NA	EPA 8270Cm	13.4	19.3	ng/dry g	36	0 - 30%	FAIL		
Chlordane-gamma	NA	EPA 8270Cm	1.4	1.6	ng/dry g	13	0 - 30%	PASS		
cis-Nonachlor	NA	EPA 8270Cm	1.2	1.4	ng/dry g	15	0 - 30%	PASS		

MDL= Method Detection Limit (CFR 40 Part 136); RL= Reporting Limit; E= Estimated Value below the RL and above the MDL; ND= Not Detected; NA= Not Applicable.

California ELAP Certificate # 2261
57316

CRG Marine Laboratories, Inc.

2020 Del Amo Blvd., Suite 200, Torrance, CA 90501-1206 (310) 533-5190 FAX (310) 533-5003 crglabs@sbcglobal.net

Chlorinated Pesticides

Client: *Weston Solutions*

CRG Project ID: *27221e*

CRG ID#: 57316	Sample Description: H-1 LADPW MDR	Location: BOTTOM	Date Sampled: 20-Sep-07 12:15
Batch ID: 27221e-31067	Matrix: Sediment		Date Received: 20-Sep-07
			Date Processed: 04-Oct-07
			Date Analyzed: 20-Oct-07

CONSTITUENT	FRACTION	METHOD	MS1	MS2	Units	% RPD	ACCEPTANCE RANGE	COMMENT	QUALIFIER	
									MS1	MS2
(PCB030)	NA	EPA 8270Cm	68	71	% Recovery	4	0 - 30%	PASS		
(PCB112)	NA	EPA 8270Cm	78	82	% Recovery	5	0 - 30%	PASS		
(PCB198)	NA	EPA 8270Cm	86	91	% Recovery	6	0 - 30%	PASS		
(TCMX)	NA	EPA 8270Cm	65	67	% Recovery	3	0 - 30%	PASS		
2,4'-DDD	NA	EPA 8270Cm	355.4	374	ng	5	0 - 30%	PASS		
2,4'-DDE	NA	EPA 8270Cm	330.6	363.4	ng	9	0 - 30%	PASS		
2,4'-DDT	NA	EPA 8270Cm	306.7	337.1	ng	9	0 - 30%	PASS		
4,4'-DDD	NA	EPA 8270Cm	408	416.7	ng	2	0 - 30%	PASS		
4,4'-DDE	NA	EPA 8270Cm	403.3	461.9	ng	14	0 - 30%	PASS		
4,4'-DDT	NA	EPA 8270Cm	387.4	445.7	ng	14	0 - 30%	PASS		
Aldrin	NA	EPA 8270Cm	287.6	284.9	ng	1	0 - 30%	PASS		
BHC-alpha	NA	EPA 8270Cm	259.8	263.6	ng	1	0 - 30%	PASS		
BHC-beta	NA	EPA 8270Cm	296.2	343.1	ng	15	0 - 30%	PASS		
BHC-delta	NA	EPA 8270Cm	265.4	278.5	ng	5	0 - 30%	PASS		
BHC-gamma	NA	EPA 8270Cm	272.8	278	ng	2	0 - 30%	PASS		
Chlordane-alpha	NA	EPA 8270Cm	331.8	351.8	ng	6	0 - 30%	PASS		
Chlordane-gamma	NA	EPA 8270Cm	336.6	357.5	ng	6	0 - 30%	PASS		
cis-Nonachlor	NA	EPA 8270Cm	340.2	373.4	ng	9	0 - 30%	PASS		
DCPA (Dacthal)	NA	EPA 8270Cm	330.8	353.5	ng	7	0 - 30%	PASS		
Dicofol	NA	EPA 8270Cm	269.6	309.4	ng	14	0 - 30%	PASS		
Dieldrin	NA	EPA 8270Cm	360.3	325.1	ng	10	0 - 30%	PASS		
Endosulfan Sulfate	NA	EPA 8270Cm	402	311.2	ng	25	0 - 30%	PASS		
Endosulfan-I	NA	EPA 8270Cm	184.7	243	ng	27	0 - 30%	PASS		
Endosulfan-II	NA	EPA 8270Cm	355.2	351.8	ng	1	0 - 30%	PASS		

MDL= Method Detection Limit (CFR 40 Part 136); RL= Reporting Limit; E= Estimated Value below the RL and above the MDL; ND= Not Detected; NA= Not Applicable.

California ELAP Certificate # 2261
57316

CRG Marine Laboratories, Inc.

2020 Del Amo Blvd., Suite 200, Torrance, CA 90501-1206 (310) 533-5190 FAX (310) 533-5003 crglabs@sbcglobal.net

Chlorinated Pesticides

Client: *Weston Solutions*

CRG Project ID: *27221e*

CRG ID#: 57316

Sample Description: H-1 BOTTOM

Date Sampled: 20-Sep-07 12:15

Description: LADPW MDR

Date Received: 20-Sep-07

Batch ID: 27221e-31067

Matrix: Sediment

Date Processed: 04-Oct-07

Date Analyzed: 20-Oct-07

CONSTITUENT	FRACTION	METHOD	MS1	MS2	Units	% RPD	ACCEPTANCE	COMMENT	QUALIFIER	
							RANGE		MS1	MS2
Endrin	NA	EPA 8270Cm	344	453.6	ng	27	0 - 30%	PASS		
Endrin Ketone	NA	EPA 8270Cm	328.7	334.4	ng	2	0 - 30%	PASS		
Heptachlor	NA	EPA 8270Cm	278	304.6	ng	9	0 - 30%	PASS		
Heptachlor Epoxide	NA	EPA 8270Cm	344.4	364.8	ng	6	0 - 30%	PASS		
Methoxychlor	NA	EPA 8270Cm	478.7	492.5	ng	3	0 - 30%	PASS		
Mirex	NA	EPA 8270Cm	306.2	319	ng	4	0 - 30%	PASS		
Oxychlorane	NA	EPA 8270Cm	366.6	392.1	ng	7	0 - 30%	PASS		
Perthane	NA	EPA 8270Cm	401.3	435.7	ng	8	0 - 30%	PASS		
trans-Nonachlor	NA	EPA 8270Cm	308.2	336.8	ng	9	0 - 30%	PASS		

MDL= Method Detection Limit (CFR 40 Part 136); RL= Reporting Limit; E= Estimated Value below the RL and above the MDL; ND= Not Detected; NA= Not Applicable.

California ELAP Certificate # 2261
57316

CRG Marine Laboratories, Inc.

2020 Del Amo Blvd., Suite 200, Torrance, CA 90501-1206 (310) 533-5190 FAX (310) 533-5003 crglabs@sbcglobal.net

Aroclor PCBs

Client: *Weston Solutions*

CRG Project ID: *27221e*

CRG ID#: 57316	Sample Description: H-1 LADPW MDR	BOTTOM	Date Sampled: 20-Sep-07 12:15
Batch ID: 27221e-31067	Matrix: Sediment		Date Received: 20-Sep-07
			Date Processed: 04-Oct-07
			Date Analyzed: 20-Oct-07

CONSTITUENT	FRACTION	METHOD	R1	R2	Units	% RPD	ACCEPTANCE RANGE	COMMENT	QUALIFIER R1	R2
Aroclor 1254	NA	EPA 8270Cm	19.5	18.2	ng/dry g	7	0 - 30%	PASS		

MDL= Method Detection Limit (CFR 40 Part 136); RL= Reporting Limit; E= Estimated Value below the RL and above the MDL; ND= Not Detected; NA= Not Applicable.

California ELAP Certificate # 2261
57316

CRG Marine Laboratories, Inc.

2020 Del Amo Blvd., Suite 200, Torrance, CA 90501-1206 (310) 533-5190 FAX (310) 533-5003 crglabs@sbcglobal.net

PCB Congeners

Client: *Weston Solutions*

CRG Project ID: *27221e*

CRG ID#: 57295	Sample Description: QAQC LADPW MDR	Procedural Blank	Date Sampled:
Batch ID: 27221e-31067	Matrix: DI Water		Date Received:
			Date Processed: 04-Oct-07
			Date Analyzed: 20-Oct-07

CONSTITUENT	FRACTION	METHOD	BS1	BS2	Units	% RPD	ACCEPTANCE RANGE	COMMENT	QUALIFIER	
									BS1	BS2
PCB008	NA	EPA 8270Cm	239.9	197.9	ng	19	0 - 30%	PASS		
PCB018	NA	EPA 8270Cm	239.9	200.9	ng	18	0 - 30%	PASS		
PCB028	NA	EPA 8270Cm	230.3	199.4	ng	14	0 - 30%	PASS		
PCB031	NA	EPA 8270Cm	248.5	217.2	ng	13	0 - 30%	PASS		
PCB033	NA	EPA 8270Cm	248.7	219.8	ng	12	0 - 30%	PASS		
PCB037	NA	EPA 8270Cm	252.4	219.5	ng	14	0 - 30%	PASS		
PCB044	NA	EPA 8270Cm	251.1	228.6	ng	9	0 - 30%	PASS		
PCB049	NA	EPA 8270Cm	252.5	219.5	ng	14	0 - 30%	PASS		
PCB052	NA	EPA 8270Cm	258.5	224.3	ng	14	0 - 30%	PASS		
PCB066	NA	EPA 8270Cm	260.3	229.1	ng	13	0 - 30%	PASS		
PCB070	NA	EPA 8270Cm	262.5	226.3	ng	15	0 - 30%	PASS		
PCB074	NA	EPA 8270Cm	268.8	234.3	ng	14	0 - 30%	PASS		
PCB077	NA	EPA 8270Cm	265.4	234	ng	13	0 - 30%	PASS		
PCB081	NA	EPA 8270Cm	265.6	227.3	ng	16	0 - 30%	PASS		
PCB087	NA	EPA 8270Cm	275.3	243.5	ng	12	0 - 30%	PASS		
PCB095	NA	EPA 8270Cm	245.3	216.2	ng	13	0 - 30%	PASS		
PCB097	NA	EPA 8270Cm	248.5	228.4	ng	8	0 - 30%	PASS		
PCB099	NA	EPA 8270Cm	262.1	227	ng	14	0 - 30%	PASS		
PCB101	NA	EPA 8270Cm	268.3	238.5	ng	12	0 - 30%	PASS		
PCB105	NA	EPA 8270Cm	261.9	230.9	ng	13	0 - 30%	PASS		
PCB110	NA	EPA 8270Cm	266.6	225.5	ng	17	0 - 30%	PASS		
PCB114	NA	EPA 8270Cm	282.5	242.5	ng	15	0 - 30%	PASS		
PCB118	NA	EPA 8270Cm	274	235.7	ng	15	0 - 30%	PASS		
PCB119	NA	EPA 8270Cm	266.5	237	ng	12	0 - 30%	PASS		

MDL= Method Detection Limit (CFR 40 Part 136); RL= Reporting Limit; E= Estimated Value below the RL and above the MDL; ND= Not Detected; NA= Not Applicable.

California ELAP Certificate # 2261
57295

CRG Marine Laboratories, Inc.

2020 Del Amo Blvd., Suite 200, Torrance, CA 90501-1206 (310) 533-5190 FAX (310) 533-5003 crglabs@sbcglobal.net

PCB Congeners

Client: *Weston Solutions*

CRG Project ID: *27221e*

CRG ID#: 57295	Sample Description: QAQC LADPW MDR	Procedural Blank	Date Sampled:
Batch ID: 27221e-31067	Matrix: DI Water		Date Received:
			Date Processed: 04-Oct-07
			Date Analyzed: 20-Oct-07

CONSTITUENT	FRACTION	METHOD	BS1	BS2	Units	% RPD	ACCEPTANCE RANGE	COMMENT	QUALIFIER	
									BS1	BS2
PCB123	NA	EPA 8270Cm	274.3	237.9	ng	14	0 - 30%	PASS		
PCB126	NA	EPA 8270Cm	299.7	257.3	ng	15	0 - 30%	PASS		
PCB128	NA	EPA 8270Cm	291.4	256.4	ng	13	0 - 30%	PASS		
PCB138	NA	EPA 8270Cm	284.8	242.4	ng	16	0 - 30%	PASS		
PCB141	NA	EPA 8270Cm	286.2	240.6	ng	17	0 - 30%	PASS		
PCB149	NA	EPA 8270Cm	264.2	223.8	ng	17	0 - 30%	PASS		
PCB151	NA	EPA 8270Cm	274.1	234.5	ng	16	0 - 30%	PASS		
PCB153	NA	EPA 8270Cm	279.1	241.6	ng	14	0 - 30%	PASS		
PCB156	NA	EPA 8270Cm	301.5	255	ng	17	0 - 30%	PASS		
PCB157	NA	EPA 8270Cm	281.6	237.8	ng	17	0 - 30%	PASS		
PCB158	NA	EPA 8270Cm	277.4	241.1	ng	14	0 - 30%	PASS		
PCB167	NA	EPA 8270Cm	268.1	239.6	ng	11	0 - 30%	PASS		
PCB168+132	NA	EPA 8270Cm	519.4	460	ng	12	0 - 30%	PASS		
PCB169	NA	EPA 8270Cm	344.8	282.7	ng	20	0 - 30%	PASS		
PCB170	NA	EPA 8270Cm	311	257	ng	19	0 - 30%	PASS		
PCB177	NA	EPA 8270Cm	287.2	249.8	ng	14	0 - 30%	PASS		
PCB180	NA	EPA 8270Cm	289.1	247.1	ng	16	0 - 30%	PASS		
PCB183	NA	EPA 8270Cm	287.9	234.8	ng	20	0 - 30%	PASS		
PCB187	NA	EPA 8270Cm	284.2	238.2	ng	18	0 - 30%	PASS		
PCB189	NA	EPA 8270Cm	337.5	264	ng	24	0 - 30%	PASS		
PCB194	NA	EPA 8270Cm	320.9	266.4	ng	19	0 - 30%	PASS		
PCB195	NA	EPA 8270Cm	309.3	261.1	ng	17	0 - 30%	PASS		
PCB200	NA	EPA 8270Cm	264.6	229.3	ng	14	0 - 30%	PASS		
PCB201	NA	EPA 8270Cm	297.2	249.6	ng	17	0 - 30%	PASS		

MDL= Method Detection Limit (CFR 40 Part 136); RL= Reporting Limit; E= Estimated Value below the RL and above the MDL; ND= Not Detected; NA= Not Applicable.

California ELAP Certificate # 2261
57295

CRG Marine Laboratories, Inc.

2020 Del Amo Blvd., Suite 200, Torrance, CA 90501-1206 (310) 533-5190 FAX (310) 533-5003 crglabs@sbcglobal.net

PCB Congeners

Client: *Weston Solutions*

CRG Project ID: *27221e*

CRG ID#: 57295

Sample Description: QAQC
LADPW MDR

Procedural Blank

Date Sampled:

Date Received:

Batch ID: 27221e-31067

Matrix: DI Water

Date Processed: 04-Oct-07

Date Analyzed: 20-Oct-07

CONSTITUENT	FRACTION	METHOD	BS1	BS2	Units	% RPD	ACCEPTANCE	COMMENT	QUALIFIER	
							RANGE		BS1	BS2
PCB206	NA	EPA 8270Cm	303.4	248.6	ng	20	0 - 30%	PASS		
PCB209	NA	EPA 8270Cm	295.9	234.7	ng	23	0 - 30%	PASS		

MDL= Method Detection Limit (CFR 40 Part 136); RL= Reporting Limit; E= Estimated Value below the RL and above the MDL; ND= Not Detected; NA= Not Applicable.

California ELAP Certificate # 2261
57295

CRG Marine Laboratories, Inc.

2020 Del Amo Blvd., Suite 200, Torrance, CA 90501-1206 (310) 533-5190 FAX (310) 533-5003 crglabs@sbcglobal.net

PCB Congeners

Client: *Weston Solutions*

CRG Project ID: *27221e*

CRG ID#: 57316	Sample Description: H-1 LADPW MDR	Location: BOTTOM	Date Sampled: 20-Sep-07 12:15
Batch ID: 27221e-31067	Matrix: Sediment		Date Received: 20-Sep-07
			Date Processed: 04-Oct-07
			Date Analyzed: 20-Oct-07

CONSTITUENT	FRACTION	METHOD	MS1	MS2	Units	% RPD	ACCEPTANCE RANGE	COMMENT	QUALIFIER	
									MS1	MS2
PCB008	NA	EPA 8270Cm	222.5	223.2	ng	0	0 - 30%	PASS		
PCB018	NA	EPA 8270Cm	216.9	235.7	ng	8	0 - 30%	PASS		
PCB028	NA	EPA 8270Cm	218.4	230.8	ng	6	0 - 30%	PASS		
PCB031	NA	EPA 8270Cm	240.6	252.6	ng	5	0 - 30%	PASS		
PCB033	NA	EPA 8270Cm	237.5	254.1	ng	7	0 - 30%	PASS		
PCB037	NA	EPA 8270Cm	250.5	258.3	ng	3	0 - 30%	PASS		
PCB044	NA	EPA 8270Cm	242.8	252.9	ng	4	0 - 30%	PASS		
PCB049	NA	EPA 8270Cm	267.2	282.7	ng	6	0 - 30%	PASS		
PCB052	NA	EPA 8270Cm	251.8	268.6	ng	6	0 - 30%	PASS		
PCB066	NA	EPA 8270Cm	261.7	273.1	ng	4	0 - 30%	PASS		
PCB070	NA	EPA 8270Cm	258	275	ng	6	0 - 30%	PASS		
PCB074	NA	EPA 8270Cm	272.6	293.7	ng	7	0 - 30%	PASS		
PCB077	NA	EPA 8270Cm	264.4	276.3	ng	4	0 - 30%	PASS		
PCB081	NA	EPA 8270Cm	258.4	286.3	ng	10	0 - 30%	PASS		
PCB087	NA	EPA 8270Cm	274.2	292.3	ng	6	0 - 30%	PASS		
PCB095	NA	EPA 8270Cm	236.6	267.4	ng	12	0 - 30%	PASS		
PCB097	NA	EPA 8270Cm	252.5	267.1	ng	6	0 - 30%	PASS		
PCB099	NA	EPA 8270Cm	276.8	283.1	ng	2	0 - 30%	PASS		
PCB101	NA	EPA 8270Cm	297.8	305.1	ng	2	0 - 30%	PASS		
PCB105	NA	EPA 8270Cm	288.1	281.6	ng	2	0 - 30%	PASS		
PCB110	NA	EPA 8270Cm	254.3	269.2	ng	6	0 - 30%	PASS		
PCB114	NA	EPA 8270Cm	280.4	280.6	ng	0	0 - 30%	PASS		
PCB118	NA	EPA 8270Cm	288.1	287.9	ng	0	0 - 30%	PASS		
PCB119	NA	EPA 8270Cm	262.2	275.7	ng	5	0 - 30%	PASS		

MDL= Method Detection Limit (CFR 40 Part 136); RL= Reporting Limit; E= Estimated Value below the RL and above the MDL; ND= Not Detected; NA= Not Applicable.

California ELAP Certificate # 2261
57316

CRG Marine Laboratories, Inc.

2020 Del Amo Blvd., Suite 200, Torrance, CA 90501-1206 (310) 533-5190 FAX (310) 533-5003 crglabs@sbcglobal.net

PCB Congeners

Client: *Weston Solutions*

CRG Project ID: *27221e*

CRG ID#: 57316	Sample Description: H-1 LADPW MDR	Location: BOTTOM	Date Sampled: 20-Sep-07 12:15
Batch ID: 27221e-31067	Matrix: Sediment		Date Received: 20-Sep-07
			Date Processed: 04-Oct-07
			Date Analyzed: 20-Oct-07

CONSTITUENT	FRACTION	METHOD	MS1	MS2	Units	% RPD	ACCEPTANCE RANGE	COMMENT	QUALIFIER	
									MS1	MS2
PCB123	NA	EPA 8270Cm	266.3	277.4	ng	4	0 - 30%	PASS		
PCB126	NA	EPA 8270Cm	281	301.8	ng	7	0 - 30%	PASS		
PCB128	NA	EPA 8270Cm	279.3	289.7	ng	4	0 - 30%	PASS		
PCB138	NA	EPA 8270Cm	311	308.4	ng	1	0 - 30%	PASS		
PCB141	NA	EPA 8270Cm	268.8	298.4	ng	10	0 - 30%	PASS		
PCB149	NA	EPA 8270Cm	274.3	277.3	ng	1	0 - 30%	PASS		
PCB151	NA	EPA 8270Cm	266.8	288.3	ng	8	0 - 30%	PASS		
PCB153	NA	EPA 8270Cm	290.4	307.8	ng	6	0 - 30%	PASS		
PCB156	NA	EPA 8270Cm	278.4	330.1	ng	17	0 - 30%	PASS		
PCB157	NA	EPA 8270Cm	306.8	278.2	ng	10	0 - 30%	PASS		
PCB158	NA	EPA 8270Cm	274.9	287.7	ng	5	0 - 30%	PASS		
PCB167	NA	EPA 8270Cm	269.2	292.4	ng	8	0 - 30%	PASS		
PCB168+132	NA	EPA 8270Cm	494.9	544.6	ng	10	0 - 30%	PASS		
PCB169	NA	EPA 8270Cm	294.7	327.8	ng	11	0 - 30%	PASS		
PCB170	NA	EPA 8270Cm	331.8	340.7	ng	3	0 - 30%	PASS		
PCB177	NA	EPA 8270Cm	298.5	309.2	ng	4	0 - 30%	PASS		
PCB180	NA	EPA 8270Cm	310.4	335.8	ng	8	0 - 30%	PASS		
PCB183	NA	EPA 8270Cm	289.2	297.5	ng	3	0 - 30%	PASS		
PCB187	NA	EPA 8270Cm	292.2	310	ng	6	0 - 30%	PASS		
PCB189	NA	EPA 8270Cm	326.4	349.3	ng	7	0 - 30%	PASS		
PCB194	NA	EPA 8270Cm	315	350.5	ng	11	0 - 30%	PASS		
PCB195	NA	EPA 8270Cm	331.8	341.2	ng	3	0 - 30%	PASS		
PCB200	NA	EPA 8270Cm	261.6	281.4	ng	7	0 - 30%	PASS		
PCB201	NA	EPA 8270Cm	315.9	328.2	ng	4	0 - 30%	PASS		

MDL= Method Detection Limit (CFR 40 Part 136); RL= Reporting Limit; E= Estimated Value below the RL and above the MDL; ND= Not Detected; NA= Not Applicable.

California ELAP Certificate # 2261
57316

CRG Marine Laboratories, Inc.

2020 Del Amo Blvd., Suite 200, Torrance, CA 90501-1206 (310) 533-5190 FAX (310) 533-5003 crglabs@sbcglobal.net

PCB Congeners

Client: *Weston Solutions*

CRG Project ID: *27221e*

CRG ID#: 57316

Sample H-1 BOTTOM

Date Sampled: 20-Sep-07 12:15

Description: LADPW MDR

Date Received: 20-Sep-07

Batch ID: 27221e-31067

Matrix: Sediment

Date Processed: 04-Oct-07

Date Analyzed: 20-Oct-07

CONSTITUENT	FRACTION	METHOD	MS1	MS2	Units	% RPD	ACCEPTANCE	COMMENT	QUALIFIER	
							RANGE		MS1	MS2
PCB206	NA	EPA 8270Cm	329.1	334.3	ng	2	0 - 30%	PASS		
PCB209	NA	EPA 8270Cm	324.7	321.5	ng	1	0 - 30%	PASS		

MDL= Method Detection Limit (CFR 40 Part 136); RL= Reporting Limit; E= Estimated Value below the RL and above the MDL; ND= Not Detected; NA= Not Applicable.

California ELAP Certificate # 2261
57316

**SUB-CONTRACT LAB
REPORT**



Applied Marine Sciences, Inc.

502 N. Hwy 3, Suite B, League City, TX 77573, (281) 554-7272 Fax (281) 554-6356

ANALYTICAL RESULTS

Client: CRG Marine Laboratories
Project Number: P27221e
Project Name: N/A
Client Sample ID: A-1 BOTTOM
AMS Sample ID: 28983

AMS Project Number: 07-116
Date Sampled: 9/20/2007
Date Received: 10/3/2007

<u>Parameter</u>	<u>Result</u>	<u>Unit</u>	<u>Data Qualifier</u>	<u>LOD</u>	<u>LOQ</u>	<u>Method</u>	<u>Matrix</u>	<u>Date Analyzed</u>
Total Organic Carbon	1.48	%		0.01	0.03	EPA 9060A	Sediment	10/10/2007

Quality Assurance: These analyses were performed in accordance with EPA guidelines, the 2006 DoD Quality Systems Manual for Environmental Laboratories (Version 3), and the 2003 NELAC Standard, with the following exceptions:

- * TOC sample not analyzed in quadruplicate
- * TOC spike duplicate not analyzed every 10 samples

KS Davis, P.G.

AMS, Inc. Technical Director

1 of 24





Applied Marine Sciences, Inc.

502 N. Hwy 3, Suite B, League City, TX 77573, (281) 554-7272 Fax (281) 554-6356

ANALYTICAL RESULTS

Client: CRG Marine Laboratories
Project Number: P27221e
Project Name: N/A
Client Sample ID: A-1 TOP
AMS Sample ID: 28984

AMS Project Number: 07-116
Date Sampled: 9/20/2007
Date Received: 10/3/2007

<u>Parameter</u>	<u>Result</u>	<u>Unit</u>	<u>Data Qualifier</u>	<u>LOD</u>	<u>LOQ</u>	<u>Method</u>	<u>Matrix</u>	<u>Date Analyzed</u>
Total Organic Carbon	1.66	%		0.01	0.03	EPA 9060A	Sediment	10/10/2007

Quality Assurance: These analyses were performed in accordance with EPA guidelines, the 2006 DoD Quality Systems Manual for Environmental Laboratories (Version 3), and the 2003 NELAC Standard, with the following exceptions:

- * TOC sample not analyzed in quadruplicate
- * TOC spike duplicate not analyzed every 10 samples

KS Davis, P.G.

AMS, Inc. Technical Director



Applied Marine Sciences, Inc.

502 N. Hwy 3, Suite B, League City, TX 77573, (281) 554-7272 Fax (281) 554-6356

ANALYTICAL RESULTS

Client: CRG Marine Laboratories
Project Number: P27221e
Project Name: N/A
Client Sample ID: A-2 TOP
AMS Sample ID: 28985

AMS Project Number: 07-116
Date Sampled: 9/20/2007
Date Received: 10/3/2007

<u>Parameter</u>	<u>Result</u>	<u>Unit</u>	<u>Data Qualifier</u>	<u>LOD</u>	<u>LOQ</u>	<u>Method</u>	<u>Matrix</u>	<u>Date Analyzed</u>
Total Organic Carbon	0.95	%		0.01	0.03	EPA 9060A	Sediment	10/10/2007

Quality Assurance: These analyses were performed in accordance with EPA guidelines, the 2006 DoD Quality Systems Manual for Environmental Laboratories (Version 3), and the 2003 NELAC Standard, with the following exceptions:

- * TOC sample not analyzed in quadruplicate
- * TOC spike duplicate not analyzed every 10 samples

KS Davis, P.G.

AMS, Inc. Technical Director



Applied Marine Sciences, Inc.

502 N. Hwy 3, Suite B, League City, TX 77573, (281) 554-7272 Fax (281) 554-6356

ANALYTICAL RESULTS

Client: CRG Marine Laboratories
Project Number: P27221e
Project Name: N/A
Client Sample ID: B-1 TOP
AMS Sample ID: 28986

AMS Project Number: 07-116
Date Sampled: 9/19/2007
Date Received: 10/3/2007

<u>Parameter</u>	<u>Result</u>	<u>Unit</u>	<u>Data Qualifier</u>	<u>LOD</u>	<u>LOQ</u>	<u>Method</u>	<u>Matrix</u>	<u>Date Analyzed</u>
Total Organic Carbon	2.19	%		0.01	0.03	EPA 9060A	Sediment	10/10/2007

Quality Assurance: These analyses were performed in accordance with EPA guidelines, the 2006 DoD Quality Systems Manual for Environmental Laboratories (Version 3), and the 2003 NELAC Standard, with the following exceptions:

- * TOC sample not analyzed in quadruplicate
- * TOC spike duplicate not analyzed every 10 samples

KS Davis, P.G.

AMS, Inc. Technical Director



Applied Marine Sciences, Inc.

502 N. Hwy 3, Suite B, League City, TX 77573, (281) 554-7272 Fax (281) 554-6356

ANALYTICAL RESULTS

Client: CRG Marine Laboratories
Project Number: P27221e
Project Name: N/A
Client Sample ID: B-1 BOTTOM
AMS Sample ID: 28987

AMS Project Number: 07-116
Date Sampled: 9/19/2007
Date Received: 10/3/2007

<u>Parameter</u>	<u>Result</u>	<u>Unit</u>	<u>Data Qualifier</u>	<u>LOD</u>	<u>LOQ</u>	<u>Method</u>	<u>Matrix</u>	<u>Date Analyzed</u>
Total Organic Carbon	1.80	%		0.01	0.03	EPA 9060A	Sediment	10/10/2007

Quality Assurance: These analyses were performed in accordance with EPA guidelines, the 2006 DoD Quality Systems Manual for Environmental Laboratories (Version 3), and the 2003 NELAC Standard, with the following exceptions:

- * TOC sample not analyzed in quadruplicate
- * TOC spike duplicate not analyzed every 10 samples

KS Davis, P.G.

AMS, Inc. Technical Director



Applied Marine Sciences, Inc.

502 N. Hwy 3, Suite B, League City, TX 77573, (281) 554-7272 Fax (281) 554-6356

ANALYTICAL RESULTS

Client: CRG Marine Laboratories
Project Number: P27221e
Project Name: N/A
Client Sample ID: B-2 BOTTOM
AMS Sample ID: 28988

AMS Project Number: 07-116
Date Sampled: 9/19/2007
Date Received: 10/3/2007

<u>Parameter</u>	<u>Result</u>	<u>Unit</u>	<u>Data Qualifier</u>	<u>LOD</u>	<u>LOQ</u>	<u>Method</u>	<u>Matrix</u>	<u>Date Analyzed</u>
Total Organic Carbon	0.70	%		0.01	0.03	EPA 9060A	Sediment	10/10/2007

Quality Assurance: These analyses were performed in accordance with EPA guidelines, the 2006 DoD Quality Systems Manual for Environmental Laboratories (Version 3), and the 2003 NELAC Standard, with the following exceptions:

- * TOC sample not analyzed in quadruplicate
- * TOC spike duplicate not analyzed every 10 samples

KS Davis, P.G.

AMS, Inc. Technical Director

6 of 24





Applied Marine Sciences, Inc.

502 N. Hwy 3, Suite B, League City, TX 77573, (281) 554-7272 Fax (281) 554-6356

ANALYTICAL RESULTS

Client: CRG Marine Laboratories
Project Number: P27221e
Project Name: N/A
Client Sample ID: B-2 TOP
AMS Sample ID: 28989

AMS Project Number: 07-116
Date Sampled: 9/19/2007
Date Received: 10/3/2007

<u>Parameter</u>	<u>Result</u>	<u>Unit</u>	<u>Data Qualifier</u>	<u>LOD</u>	<u>LOQ</u>	<u>Method</u>	<u>Matrix</u>	<u>Date Analyzed</u>
Total Organic Carbon	0.77	%		0.01	0.03	EPA 9060A	Sediment	10/10/2007

Quality Assurance: These analyses were performed in accordance with EPA guidelines, the 2006 DoD Quality Systems Manual for Environmental Laboratories (Version 3), and the 2003 NELAC Standard, with the following exceptions:

- * TOC sample not analyzed in quadruplicate
- * TOC spike duplicate not analyzed every 10 samples

KS Davis, P.G.

AMS, Inc. Technical Director



Applied Marine Sciences, Inc.

502 N. Hwy 3, Suite B, League City, TX 77573, (281) 554-7272 Fax (281) 554-6356

ANALYTICAL RESULTS

Client: CRG Marine Laboratories
Project Number: P27221e
Project Name: N/A
Client Sample ID: C-1 TOP
AMS Sample ID: 28990

AMS Project Number: 07-116
Date Sampled: 9/19/2007
Date Received: 10/3/2007

<u>Parameter</u>	<u>Result</u>	<u>Unit</u>	<u>Data Qualifier</u>	<u>LOD</u>	<u>LOQ</u>	<u>Method</u>	<u>Matrix</u>	<u>Date Analyzed</u>
Total Organic Carbon	0.91	%		0.01	0.03	EPA 9060A	Sediment	10/10/2007

Quality Assurance: These analyses were performed in accordance with EPA guidelines, the 2006 DoD Quality Systems Manual for Environmental Laboratories (Version 3), and the 2003 NELAC Standard, with the following exceptions:

- * TOC sample not analyzed in quadruplicate
- * TOC spike duplicate not analyzed every 10 samples

KS Davis, P.G.

AMS, Inc. Technical Director



Applied Marine Sciences, Inc.

502 N. Hwy 3, Suite B, League City, TX 77573, (281) 554-7272 Fax (281) 554-6356

ANALYTICAL RESULTS

Client: CRG Marine Laboratories
Project Number: P27221e
Project Name: N/A
Client Sample ID: C-1 BOTTOM
AMS Sample ID: 28991

AMS Project Number: 07-116
Date Sampled: 9/19/2007
Date Received: 10/3/2007

<u>Parameter</u>	<u>Result</u>	<u>Unit</u>	<u>Data Qualifier</u>	<u>LOD</u>	<u>LOQ</u>	<u>Method</u>	<u>Matrix</u>	<u>Date Analyzed</u>
Total Organic Carbon	0.70	%		0.01	0.03	EPA 9060A	Sediment	10/10/2007

Quality Assurance: These analyses were performed in accordance with EPA guidelines, the 2006 DoD Quality Systems Manual for Environmental Laboratories (Version 3), and the 2003 NELAC Standard, with the following exceptions:

- * TOC sample not analyzed in quadruplicate
- * TOC spike duplicate not analyzed every 10 samples

KS Davis, P.G.

AMS, Inc. Technical Director



Applied Marine Sciences, Inc.

502 N. Hwy 3, Suite B, League City, TX 77573, (281) 554-7272 Fax (281) 554-6356

ANALYTICAL RESULTS

Client: CRG Marine Laboratories
Project Number: P27221e
Project Name: N/A
Client Sample ID: D-2 TOP
AMS Sample ID: 28992

AMS Project Number: 07-116
Date Sampled: 9/19/2007
Date Received: 10/3/2007

<u>Parameter</u>	<u>Result</u>	<u>Unit</u>	<u>Data Qualifier</u>	<u>LOD</u>	<u>LOQ</u>	<u>Method</u>	<u>Matrix</u>	<u>Date Analyzed</u>
Total Organic Carbon	0.58	%		0.01	0.03	EPA 9060A	Sediment	10/10/2007

Quality Assurance: These analyses were performed in accordance with EPA guidelines, the 2006 DoD Quality Systems Manual for Environmental Laboratories (Version 3), and the 2003 NELAC Standard, with the following exceptions:

- * TOC sample not analyzed in quadruplicate
- * TOC spike duplicate not analyzed every 10 samples

KS Davis, P.G.

AMS, Inc. Technical Director



Applied Marine Sciences, Inc.

502 N. Hwy 3, Suite B, League City, TX 77573, (281) 554-7272 Fax (281) 554-6356

ANALYTICAL RESULTS

Client: CRG Marine Laboratories
Project Number: P27221e
Project Name: N/A
Client Sample ID: E-2 TOP
AMS Sample ID: 28993

AMS Project Number: 07-116
Date Sampled: 9/18/2007
Date Received: 10/3/2007

<u>Parameter</u>	<u>Result</u>	<u>Unit</u>	<u>Data Qualifier</u>	<u>LOD</u>	<u>LOQ</u>	<u>Method</u>	<u>Matrix</u>	<u>Date Analyzed</u>
Total Organic Carbon	1.26	%		0.01	0.03	EPA 9060A	Sediment	10/10/2007

Quality Assurance: These analyses were performed in accordance with EPA guidelines, the 2006 DoD Quality Systems Manual for Environmental Laboratories (Version 3), and the 2003 NELAC Standard, with the following exceptions:

- * TOC sample not analyzed in quadruplicate
- * TOC spike duplicate not analyzed every 10 samples

KS Davis, P.G.

AMS, Inc. Technical Director



Applied Marine Sciences, Inc.

502 N. Hwy 3, Suite B, League City, TX 77573, (281) 554-7272 Fax (281) 554-6356

ANALYTICAL RESULTS

Client: CRG Marine Laboratories
Project Number: P27221e
Project Name: N/A
Client Sample ID: G-1 BOTTOM
AMS Sample ID: 28994

AMS Project Number: 07-116
Date Sampled: 9/20/2007
Date Received: 10/3/2007

<u>Parameter</u>	<u>Result</u>	<u>Unit</u>	<u>Data Qualifier</u>	<u>LOD</u>	<u>LOQ</u>	<u>Method</u>	<u>Matrix</u>	<u>Date Analyzed</u>
Total Organic Carbon	0.87	%		0.01	0.03	EPA 9060A	Sediment	10/10/2007

Quality Assurance: These analyses were performed in accordance with EPA guidelines, the 2006 DoD Quality Systems Manual for Environmental Laboratories (Version 3), and the 2003 NELAC Standard, with the following exceptions:

- * TOC sample not analyzed in quadruplicate
- * TOC spike duplicate not analyzed every 10 samples

KS Davis, P.G.

AMS, Inc. Technical Director

12 of 24





Applied Marine Sciences, Inc.

502 N. Hwy 3, Suite B, League City, TX 77573, (281) 554-7272 Fax (281) 554-6356

ANALYTICAL RESULTS

Client: CRG Marine Laboratories
Project Number: P27221e
Project Name: N/A
Client Sample ID: G-1 TOP
AMS Sample ID: 28995

AMS Project Number: 07-116
Date Sampled: 9/20/2007
Date Received: 10/3/2007

<u>Parameter</u>	<u>Result</u>	<u>Unit</u>	<u>Data Qualifier</u>	<u>LOD</u>	<u>LOQ</u>	<u>Method</u>	<u>Matrix</u>	<u>Date Analyzed</u>
Total Organic Carbon	1.43	%		0.01	0.03	EPA 9060A	Sediment	10/10/2007

Quality Assurance: These analyses were performed in accordance with EPA guidelines, the 2006 DoD Quality Systems Manual for Environmental Laboratories (Version 3), and the 2003 NELAC Standard, with the following exceptions:

- * TOC sample not analyzed in quadruplicate
- * TOC spike duplicate not analyzed every 10 samples

KS Davis, P.G.

AMS, Inc. Technical Director



Applied Marine Sciences, Inc.

502 N. Hwy 3, Suite B, League City, TX 77573, (281) 554-7272 Fax (281) 554-6356

ANALYTICAL RESULTS

Client: CRG Marine Laboratories
Project Number: P27221e
Project Name: N/A
Client Sample ID: G-2 BOTTOM
AMS Sample ID: 28996

AMS Project Number: 07-116
Date Sampled: 9/20/2007
Date Received: 10/3/2007

<u>Parameter</u>	<u>Result</u>	<u>Unit</u>	<u>Data Qualifier</u>	<u>LOD</u>	<u>LOQ</u>	<u>Method</u>	<u>Matrix</u>	<u>Date Analyzed</u>
Total Organic Carbon	0.41	%		0.01	0.03	EPA 9060A	Sediment	10/10/2007

Quality Assurance: These analyses were performed in accordance with EPA guidelines, the 2006 DoD Quality Systems Manual for Environmental Laboratories (Version 3), and the 2003 NELAC Standard, with the following exceptions:

- * TOC sample not analyzed in quadruplicate
- * TOC spike duplicate not analyzed every 10 samples

KS Davis, P.G.

AMS, Inc. Technical Director

14 of 24





Applied Marine Sciences, Inc.

502 N. Hwy 3, Suite B, League City, TX 77573, (281) 554-7272 Fax (281) 554-6356

ANALYTICAL RESULTS

Client: CRG Marine Laboratories
Project Number: P27221e
Project Name: N/A
Client Sample ID: G-2 TOP
AMS Sample ID: 28997

AMS Project Number: 07-116
Date Sampled: 9/20/2007
Date Received: 10/3/2007

<u>Parameter</u>	<u>Result</u>	<u>Unit</u>	<u>Data Qualifier</u>	<u>LOD</u>	<u>LOQ</u>	<u>Method</u>	<u>Matrix</u>	<u>Date Analyzed</u>
Total Organic Carbon	1.11	%		0.01	0.03	EPA 9060A	Sediment	10/10/2007

Quality Assurance: These analyses were performed in accordance with EPA guidelines, the 2006 DoD Quality Systems Manual for Environmental Laboratories (Version 3), and the 2003 NELAC Standard, with the following exceptions:

- * TOC sample not analyzed in quadruplicate
- * TOC spike duplicate not analyzed every 10 samples

KS Davis, P.G.

AMS, Inc. Technical Director

15 of 24





Applied Marine Sciences, Inc.

502 N. Hwy 3, Suite B, League City, TX 77573, (281) 554-7272 Fax (281) 554-6356

ANALYTICAL RESULTS

Client: CRG Marine Laboratories
Project Number: P27221e
Project Name: N/A
Client Sample ID: H-1 TOP
AMS Sample ID: 28998

AMS Project Number: 07-116
Date Sampled: 9/20/2007
Date Received: 10/3/2007

<u>Parameter</u>	<u>Result</u>	<u>Unit</u>	<u>Data Qualifier</u>	<u>LOD</u>	<u>LOQ</u>	<u>Method</u>	<u>Matrix</u>	<u>Date Analyzed</u>
Total Organic Carbon	1.05	%		0.01	0.03	EPA 9060A	Sediment	10/10/2007

Quality Assurance: These analyses were performed in accordance with EPA guidelines, the 2006 DoD Quality Systems Manual for Environmental Laboratories (Version 3), and the 2003 NELAC Standard, with the following exceptions:

- * TOC sample not analyzed in quadruplicate
- * TOC spike duplicate not analyzed every 10 samples

KS Davis, P.G.

AMS, Inc. Technical Director



Applied Marine Sciences, Inc.

502 N. Hwy 3, Suite B, League City, TX 77573, (281) 554-7272 Fax (281) 554-6356

ANALYTICAL RESULTS

Client: CRG Marine Laboratories
Project Number: P27221e
Project Name: N/A
Client Sample ID: H-1 BOTTOM
AMS Sample ID: 28999

AMS Project Number: 07-116
Date Sampled: 9/20/2007
Date Received: 10/3/2007

<u>Parameter</u>	<u>Result</u>	<u>Unit</u>	<u>Data Qualifier</u>	<u>LOD</u>	<u>LOQ</u>	<u>Method</u>	<u>Matrix</u>	<u>Date Analyzed</u>
Total Organic Carbon	1.07	%		0.01	0.03	EPA 9060A	Sediment	10/10/2007

Quality Assurance: These analyses were performed in accordance with EPA guidelines, the 2006 DoD Quality Systems Manual for Environmental Laboratories (Version 3), and the 2003 NELAC Standard, with the following exceptions:

- * TOC sample not analyzed in quadruplicate
- * TOC spike duplicate not analyzed every 10 samples

KS Davis, P.G.

AMS, Inc. Technical Director

17 of 24





Applied Marine Sciences, Inc.

502 N. Hwy 3, Suite B, League City, TX 77573, (281) 554-7272 Fax (281) 554-6356

ANALYTICAL RESULTS

Client: CRG Marine Laboratories
Project Number: P27221e
Project Name: N/A
Client Sample ID: H-2 TOP
AMS Sample ID: 29000

AMS Project Number: 07-116
Date Sampled: 9/19/2007
Date Received: 10/3/2007

<u>Parameter</u>	<u>Result</u>	<u>Unit</u>	<u>Data Qualifier</u>	<u>LOD</u>	<u>LOQ</u>	<u>Method</u>	<u>Matrix</u>	<u>Date Analyzed</u>
Total Organic Carbon	0.76	%		0.01	0.03	EPA 9060A	Sediment	10/10/2007

Quality Assurance: These analyses were performed in accordance with EPA guidelines, the 2006 DoD Quality Systems Manual for Environmental Laboratories (Version 3), and the 2003 NELAC Standard, with the following exceptions:

- * TOC sample not analyzed in quadruplicate
- * TOC spike duplicate not analyzed every 10 samples

KS Davis, P.G.

AMS, Inc. Technical Director

18 of 24





Applied Marine Sciences, Inc.

502 N. Hwy 3, Suite B, League City, TX 77573, (281) 554-7272 Fax (281) 554-6356

ANALYTICAL RESULTS

Client: CRG Marine Laboratories
Project Number: P27221e
Project Name: N/A
Client Sample ID: H-2 BOTTOM
AMS Sample ID: 29001

AMS Project Number: 07-116
Date Sampled: 9/19/2007
Date Received: 10/3/2007

<u>Parameter</u>	<u>Result</u>	<u>Unit</u>	<u>Data Qualifier</u>	<u>LOD</u>	<u>LOQ</u>	<u>Method</u>	<u>Matrix</u>	<u>Date Analyzed</u>
Total Organic Carbon	0.63	%		0.01	0.03	EPA 9060A	Sediment	10/10/2007

Quality Assurance: These analyses were performed in accordance with EPA guidelines, the 2006 DoD Quality Systems Manual for Environmental Laboratories (Version 3), and the 2003 NELAC Standard, with the following exceptions:

- * TOC sample not analyzed in quadruplicate
- * TOC spike duplicate not analyzed every 10 samples

KS Davis, P.G.

AMS, Inc. Technical Director



Applied Marine Sciences, Inc.

502 N. Hwy 3, Suite B, League City, TX 77573, (281) 554-7272 Fax (281) 554-6356

ANALYTICAL RESULTS

Client: CRG Marine Laboratories
Project Number: P27221e
Project Name: N/A
Client Sample ID: MC-1 BOTTOM
AMS Sample ID: 29002

AMS Project Number: 07-116
Date Sampled: 9/18/2007
Date Received: 10/3/2007

<u>Parameter</u>	<u>Result</u>	<u>Unit</u>	<u>Data Qualifier</u>	<u>LOD</u>	<u>LOQ</u>	<u>Method</u>	<u>Matrix</u>	<u>Date Analyzed</u>
Total Organic Carbon	0.80	%		0.01	0.03	EPA 9060A	Sediment	10/10/2007

Quality Assurance: These analyses were performed in accordance with EPA guidelines, the 2006 DoD Quality Systems Manual for Environmental Laboratories (Version 3), and the 2003 NELAC Standard, with the following exceptions:

- * TOC sample not analyzed in quadruplicate
- * TOC spike duplicate not analyzed every 10 samples

KS Davis, P.G.

AMS, Inc. Technical Director

20 of 24





Applied Marine Sciences, Inc.

502 N. Hwy 3, Suite B, League City, TX 77573, (281) 554-7272 Fax (281) 554-6356

ANALYTICAL RESULTS

Client: CRG Marine Laboratories
Project Number: P27221e
Project Name: N/A
Client Sample ID: MC-1 TOP
AMS Sample ID: 29003

AMS Project Number: 07-116
Date Sampled: 9/18/2007
Date Received: 10/3/2007

<u>Parameter</u>	<u>Result</u>	<u>Unit</u>	<u>Data Qualifier</u>	<u>LOD</u>	<u>LOQ</u>	<u>Method</u>	<u>Matrix</u>	<u>Date Analyzed</u>
Total Organic Carbon	0.78	%		0.01	0.03	EPA 9060A	Sediment	10/10/2007

Quality Assurance: These analyses were performed in accordance with EPA guidelines, the 2006 DoD Quality Systems Manual for Environmental Laboratories (Version 3), and the 2003 NELAC Standard, with the following exceptions:

- * TOC sample not analyzed in quadruplicate
- * TOC spike duplicate not analyzed every 10 samples

KS Davis, P.G.

AMS, Inc. Technical Director

21 of 24





TOC QUALITY CONTROL RESULTS

Client: CRG Marine Laboratories
 Project Number: P27221e
 Project Name: N/A
 Matrix: Sediment
 Method: EPA 9060A

AMS Project Number: 07-116
 Date Analyzed: 10/10/2007
 Batch ID: 101007-01

Method Blank (Batch Continuing Blank (CB)), Continuing Calibration Verification (CCV) and Independent Continuing Calibration Verification (ICCV) Results:

AMS Sample ID	Result (%)	CCV Conc. (%)	Relative % Difference (%)	Data Qualifier	LOD (%)	LOQ (%)	QC Limits (%)
CB-01	0.01	0.01	--	U	0.01	0.03	≤ 0.03
CCV-01	3.14	3.23	2.83		0.01	0.03	≤ 5 RPD
ICCV-01	2.07	2.00	3.44		0.01	0.03	≤ 5 RPD

Sample Duplicate Results:

AMS Sample ID	Result (%)	Duplicate Result (%)	Relative % Difference (%)	Data Qualifier	LOD (%)	LOQ (%)	QC Limits (%)
28987	1.80	1.74	3.39		0.01	0.03	≤ 25 RPD

Samples in Batch (AMS ID):

28983	28986	28989	28992	28995
28984	28987	28990	28993	28996
28985	28988	28991	28994	28997

Quality Assurance: These analyses were performed in accordance with EPA guidelines, the 2006 DoD Quality Systems Manual for Environmental Laboratories (Version 3), and the 2003 NELAC Standard, with the following exceptions:

- * TOC samples not analyzed in quadruplicate
- * TOC spike duplicate not analyzed every 10 samples

Project-specific Quality Assurance requirements supersede those provided by the above quality systems and documents. Measurements of uncertainty are available upon request.

KS Davis, P.G.

AMS, Inc. Technical Director



TOC QUALITY CONTROL RESULTS

Client: CRG Marine Laboratories
 Project Number: P27221e
 Project Name: N/A
 Matrix: Sediment
 Method: EPA 9060A

AMS Project Number: 07-116
 Date Analyzed: 10/10/2007
 Batch ID: 101007-02

Method Blank (Batch Continuing Blank (CB)), Continuing Calibration Verification (CCV) and Independent Continuing Calibration Verification (ICCV) Results:

AMS Sample ID	Result (%)	CCV Conc. (%)	Relative % Difference (%)	Data Qualifier	LOD (%)	LOQ (%)	QC Limits (%)
CB-02	0.01	0.01	--	U	0.01	0.03	≤ 0.03
CCV-02	3.15	3.23	2.51		0.01	0.03	≤ 5 RPD
ICCV-02	2.04	2.00	1.98		0.01	0.03	≤ 5 RPD

Sample Duplicate Results:

AMS Sample ID	Result (%)	Duplicate Result (%)	Relative % Difference (%)	Data Qualifier	LOD (%)	LOQ (%)	QC Limits (%)
29003	0.78	0.79	1.27		0.01	0.03	≤ 25 RPD

Samples in Batch (AMS ID):
 28998 29001 29008
 28999 29002 29009
 29000 29003

Quality Assurance: These analyses were performed in accordance with EPA guidelines, the 2006 DoD Quality Systems Manual for Environmental Laboratories (Version 3), and the 2003 NELAC Standard, with the following exceptions:

- * TOC samples not analyzed in quadruplicate
- * TOC spike duplicate not analyzed every 10 samples

Project-specific Quality Assurance requirements supersede those provided by the above quality systems and documents. Measurements of uncertainty are available upon request.

KS Davis, P.G.

AMS, Inc. Technical Director





Applied Marine Sciences, Inc.

502 N. Hwy 3, Suite B, League City, TX 77573, (281) 554-7272 Fax (281) 554-6356

QUALITY CONTROL

Client: CRG Marine Laboratories
Project Number: P27221e
Project Name: N/A

AMS Project Number: 07-116

Data Qualifiers:

- U Undetected at the Limit of Detection (LOD): The associated value is the Limit of Detection, adjusted by any dilution factor used in the analysis.
- J The analyte was positively identified, but was below the Limit of Quantitation (LOQ). The quantitation is an estimate.
- B Blank contamination: The analyte was detected above one-half the LOD in an associated blank.
- Q One or more Quality Control criteria failed. Data usability should be carefully assessed by the Project Team.
- I Insufficient sample was provided to perform required Quality Control analyses and/or to meet method-specific sample volume recommendations.

Definitions:

- LOD The Limit of Detection (LOD) is determined by quantitative establishment of the Method Detection Limit (MDL), as defined in 40 CFR 136(b).
- LOQ The Limit of Quantitation (LOQ) is the minimum level, concentration or quantity of a target variable (target analyte) that can be quantitatively reported with a specified level of confidence. As defined in DoD QSM §D.1.2.2, the LOQ value must be a minimum of 3 times the LOD, although the specified level of confidence may have a lower quantitative value.

Quality Assurance: These analyses were performed in accordance with EPA guidelines, the 2006 DoD Quality Systems Manual for Environmental Laboratories (Version 3), and the 2003 NELAC Standard, with the following exceptions:

- * TOC samples not analyzed in quadruplicate
- * TOC spike duplicate not analyzed every 10 samples

Project-specific Quality Assurance requirements supersede those provided by the above quality systems and documents. Measurements of uncertainty are available upon request.

KS Davis, P.G.

AMS, Inc. Technical Director

CHAIN-OF-CUSTODY



Marine Laboratories, Inc.

2020 Del Amo Blvd., Suite 200, Torrance, CA 90501-1206
PHONE (310) 533-5190 FAX (310) 533-5003

CHAIN-OF-CUSTODY RECORD

TO:

Client Name Address		WESTON SOLUTIONS 2433 IMPALA DR. CARLSBAD, CA 92010			REQUESTED ANALYSIS										
Sampled By		C-CLARK, B. CLARKE, D. MCCOY, K. MORRIS, M. WOODWARD			CHEM. ANALYSES *										
Project Manager		SHELLY ANGERA													
Phone		(760) 497-3527													
FAX		(760) 931-1580													
Email		SHELLY.ANGERA@WESTON.SOLUTIONS.COM													
Project Name/Number		MDR - SEDIMENT CHARACTERIZATION													
Client Sample ID		Sample Date	Sample Time	Sample Matrix*		Container Quantity	Container Type								
1	A-1 TOP	9/20/07	1110	SEDIMENT	1 JAR	.									
2	A-1 BOTTOM	↓	1110	↓	↓	.									
3	A-2 TOP	↓	1010	↓	↓	.									
4	G-1 TOP	↓	0900	↓	↓	.									
5	G-1 BOTTOM	↓	0900	↓	↓	.									
6	G-2 TOP	↓	0750	↓	↓	.									
7	G-2 BOTTOM	↓	0750	↓	↓	.									
8	H-2 TOP	9/19/07	1645	↓	↓	.									
9	H-2 BOTTOM	↓	1645	↓	↓	.									
10	B-2 TOP	9/19/07	1530	↓	↓	.									
Correct Containers:		Yes	No			RELINQUISHED BY									
Sample Temperature:		Ambient	<u>Cold</u>	Warm											
Sample Preservative:		Yes	No												
Turnaround Time:		STD	Specify:												
Report Format:		pdf	EDD	hardcopy											
Comments: * EMAIL FROM S. ANGERA WILL SPECIFY ANALYSES TO BE PERFORMED PATAALE					Signature:										
					Print: DAN MCCOY										
					Company: WESTON SOLUTIONS										
					DATE: 9/20/07					TIME: 2:48 PM					
					RECEIVED BY										
					Signature:										
					Print: J. H. Attoward										
					Company: CRG										
					DATE: 9/20/07					TIME: 2:50 PM					

*MATRIX CODES: (SED = Sediment); (TISS = Tissue); (SW = Seawater, Saltwater); (FW = Freshwater); (WW = Wastewater); (STRMW = Stormwater)





CRG Marine Laboratories, Inc.

2020 Del Amo Blvd., Suite 200, Torrance, CA 90501-1206
PHONE (310) 533-5190 FAX (310) 533-5003

CHAIN-OF-CUSTODY RECORD

* TO:

Client Name Address				WESTON SOLUTIONS 2433 IMPALA DRIVE CARLSBAD, CA 92010		REQUESTED ANALYSIS																													
Sampled By																																			
Project Manager																																			
Phone																																			
FAX																																			
Email																																			
Project Name/Number																																			
Client Sample ID	Sample Date	Sample Time	Sample Matrix*	Container		CHEMISTRY ANALYSES																													
					Quantity															Type															
1	B-2 BOTTOM	9/19/07	1530	SEDIMENT	1 JAR																														
2	H-1 TOP	9/26/07	1215	↓	↓																														
3	H-1 BOTTOM	9/20/07	1215	↓	↓																														
4																																			
5																																			
6																																			
7																																			
8																																			
9																																			
10																																			
Correct Containers:				Yes	No			RELINQUISHED BY																											
Sample Temperature:				Ambient	Cold	Warm																													
Sample Preservative:				Yes	No																														
Turnaround Time:				STD	Specify:																														
Report Format:				pdf	EDD	hardcopy																													
Comments: * EMAIL TO MISTY MERCIER FROM SHELLY ANGHERRA WILL SPECIFY ANALYSES TO BE PERFORMED. PATZALE							Signature:  Print: DAN MCCOY Company: WESTON SOLUTIONS DATE: 9/20/07 TIME: 14:50																												
							RECEIVED BY																												
							Signature:  Print: TRINA HOWARD Company: CRG DATE: 9/20/07 TIME: 2:00																												

*MATRIX CODES: (SED = Sediment); (TISS = Tissue); (SW = Seawater, Saltwater); (FW = Freshwater); (WW = Wastewater); (STRMW = Stormwater)



Marine Laboratories, Inc.

SAMPLE RECEIVING

CRG Project ID

P27221e

CLIENT NAME Weston Solutions

DATE RECEIVED 9/20/07

COURIER INFORMATION

<input type="checkbox"/> CRG	<input type="checkbox"/> FEDEX	TRACKING NUMBER
<input checked="" type="checkbox"/> OTHER*	<input type="checkbox"/> UPS	

TEMPERATURE

°C

BLUE ICE

WET ICE

NO ICE

Chain-of-Custody

INCLUDED

SIGNED

NOT INCLUDED

SAMPLE MATRIX

LIQUID

SOLID

OTHER*

CONDITION OF SAMPLES UPON ARRIVAL

	YES	NO*	NA
All sample containers intact and good condition.....	<input checked="" type="checkbox"/>	<input type="checkbox"/>	<input type="checkbox"/>
All samples listed on COC are present.....	<input checked="" type="checkbox"/>	<input type="checkbox"/>	<input type="checkbox"/>
Sample ID on containers consistent with COC.....	<input checked="" type="checkbox"/>	<input type="checkbox"/>	<input type="checkbox"/>
Correct containers used for analyses requested.....	<input checked="" type="checkbox"/>	<input type="checkbox"/>	<input type="checkbox"/>
All samples received within method holding time.....	<input checked="" type="checkbox"/>	<input type="checkbox"/>	<input type="checkbox"/>

*NOTES

COMPLETED BY: _____

APPENDIX C.2:

Marina Del Rey Sediment Characterization Study

Grain Size



WESTON SOLUTIONS, INC.
2433 Impala Drive
Carlsbad, CA 92010
(760) 795-6900 / (760) 931-1580 FAX
www.westonsolutions.com

October 17, 2007

Dear Dan:

Please find enclosed the results for 61 grain size samples for your job Marina Del Rey received on September 19-20, 2007. These samples were processed according to procedures described by Plumb, 1981. All analyses were performed consistent with our laboratory's quality assurance program, and all samples met the quality control criteria specified in the above methods and/or our internal SOPs.

We will dispose of the samples in 3 months unless you specify otherwise. Please let me know if you have any questions.

Sincerely,

A handwritten signature in cursive script that reads "Satomi Yonemasu". The signature is written in black ink and has a long, horizontal flourish extending to the right.

Satomi Yonemasu
Assistant Benthic Laboratory Manager

GRAIN SIZE ANALYSIS

Contract Number/Name: Marina Del Rey
 Contact person: Dan McCoy
 Date of analysis: 04Oct07
 Date of report: 17Oct07
 Analysis method: Sieve/pipette (Plumb, 1981)
 Sample Identification: B070919.01
 Client Sample Name: H-2
 Total sample weight: 24.718 grams

Size	Phi	Weight grams	Percent	Cumulative Percent
2000.000	-1.0	0.006	0.024	0.024
1414.214	-0.5	0.006	0.024	0.049
1000.000	0.0	0.020	0.081	0.129
707.107	0.5	0.042	0.170	0.299
500.000	1.0	0.235	0.951	1.250
353.553	1.5	0.296	1.197	2.448
250.000	2.0	0.222	0.898	3.346
176.777	2.5	0.631	2.553	5.898
125.000	3.0	2.158	8.730	14.629
88.388	3.5	4.109	16.623	31.252
62.500	4.0	3.955	16.000	47.252
31.250	5.0	4.248	17.184	64.436
15.625	6.0	2.166	8.764	73.200
7.812	7.0	1.104	4.468	77.667
3.906	8.0	1.232	4.983	82.651
1.953	9.0	1.019	4.124	86.775
< 1.953	> 9.0	3.269	13.225	100.000

% < 4 phi = 52.748
 % > 1 phi = 0.299
 % gravel = 0.024
 % sand = 47.228
 % silt = 35.398
 % clay = 17.349

Sample Statistics

Median		Mean		Dispersion	Skewness
phi	microns	phi	microns		
4.160	55.94	5.684	19.45	2.643	0.577

5th percentile = 2.324
 16th percentile = 3.041
 50th percentile = 4.160
 84th percentile = 8.327
 95th percentile = .
 *** 95th percentile not reached ***

Weston Solutions, Inc.
 2433 Impala Dr.
 Carlsbad, CA 92010

GRAIN SIZE ANALYSIS

Contract Number/Name: Marina Del Rey
 Contact person: Dan McCoy
 Date of analysis: 04Oct07
 Date of report: 17Oct07
 Analysis method: Sieve/pipette (Plumb, 1981)
 Sample Identification: B070919.03
 Client Sample Name: MC-2
 Total sample weight: 22.204 grams

Size	Phi	Weight grams	Percent	Cumulative Percent
2000.000	-1.0	0.000	0.000	0.000
1414.214	-0.5	0.015	0.068	0.068
1000.000	0.0	0.054	0.243	0.311
707.107	0.5	0.040	0.180	0.491
500.000	1.0	0.041	0.185	0.676
353.553	1.5	0.044	0.198	0.874
250.000	2.0	0.106	0.477	1.351
176.777	2.5	0.364	1.639	2.990
125.000	3.0	1.126	5.071	8.061
88.388	3.5	1.255	5.652	13.714
62.500	4.0	1.024	4.612	18.325
31.250	5.0	4.757	21.425	39.750
15.625	6.0	3.908	17.599	57.349
7.812	7.0	3.101	13.964	71.313
3.906	8.0	1.614	7.269	78.582
1.953	9.0	1.019	4.591	83.173
< 1.953	> 9.0	3.736	16.827	100.000

% < 4 phi = 81.675
 % > 1 phi = 0.491
 % gravel = 0.000
 % sand = 18.325
 % silt = 60.257
 % clay = 21.418

Sample Statistics

Median	Mean	Dispersion	Skewness
phi microns	phi microns		
5.582 20.87	6.417 11.71	2.669	0.313

5th percentile = 2.698
 16th percentile = 3.748
 50th percentile = 5.582
 84th percentile = 9.085
 95th percentile = .
 *** 84th percentile extrapolated ***
 *** 95th percentile not reached ***

Weston Solutions, Inc.
 2433 Impala Dr.
 Carlsbad, CA 92010

GRAIN SIZE ANALYSIS

Contract Number/Name: Marina Del Rey
 Contact person: Dan McCoy
 Date of analysis: 04Oct07
 Date of report: 17Oct07
 Analysis method: Sieve/pipette (Plumb, 1981)
 Sample Identification: B070919.04
 Client Sample Name: MC-1
 Total sample weight: 18.875 grams

Size	Phi	Weight grams	Percent	Cumulative Percent
2000.000	-1.0	0.000	0.000	0.000
1414.214	-0.5	0.005	0.026	0.026
1000.000	0.0	0.012	0.064	0.090
707.107	0.5	0.035	0.185	0.275
500.000	1.0	0.046	0.244	0.519
353.553	1.5	0.050	0.265	0.784
250.000	2.0	0.134	0.710	1.494
176.777	2.5	0.202	1.070	2.564
125.000	3.0	0.388	2.056	4.620
88.388	3.5	0.552	2.924	7.544
62.500	4.0	0.590	3.126	10.670
31.250	5.0	2.081	11.027	21.697
15.625	6.0	4.035	21.378	43.075
7.812	7.0	2.931	15.527	58.602
3.906	8.0	2.336	12.377	70.979
1.953	9.0	1.359	7.201	78.180
< 1.953	> 9.0	4.119	21.820	100.000

% < 4 phi = 89.330
 % > 1 phi = 0.275
 % gravel = 0.000
 % sand = 10.670
 % silt = 60.309
 % clay = 29.021

Sample Statistics

Median	Mean	Dispersion	Skewness
phi microns	phi microns		
6.446 11.47	7.005 7.78	2.522	0.222

5th percentile = 3.065
 16th percentile = 4.483
 50th percentile = 6.446
 84th percentile = 9.527
 95th percentile = .
 *** 84th percentile extrapolated ***
 *** 95th percentile not reached ***

Weston Solutions, Inc.
 2433 Impala Dr.
 Carlsbad, CA 92010

GRAIN SIZE ANALYSIS

Contract Number/Name: Marina Del Rey
 Contact person: Dan McCoy
 Date of analysis: 04Oct07
 Date of report: 17Oct07
 Analysis method: Sieve/pipette (Plumb, 1981)
 Sample Identification: B070919.05
 Client Sample Name: F-1
 Total sample weight: 16.087 grams

Size	Phi	Weight grams	Percent	Cumulative Percent
2000.000	-1.0	0.000	0.000	0.000
1414.214	-0.5	0.002	0.012	0.012
1000.000	0.0	0.012	0.075	0.087
707.107	0.5	0.013	0.081	0.168
500.000	1.0	0.011	0.068	0.236
353.553	1.5	0.013	0.081	0.317
250.000	2.0	0.007	0.044	0.361
176.777	2.5	0.006	0.037	0.398
125.000	3.0	0.013	0.081	0.479
88.388	3.5	0.027	0.168	0.646
62.500	4.0	0.056	0.348	0.995
31.250	5.0	0.765	4.753	5.747
15.625	6.0	2.549	15.842	21.590
7.812	7.0	3.228	20.067	41.657
3.906	8.0	2.464	15.314	56.971
1.953	9.0	1.572	9.769	66.740
< 1.953	> 9.0	5.350	33.260	100.000

% < 4 phi = 99.005
 % > 1 phi = 0.168
 % gravel = 0.000
 % sand = 0.995
 % silt = 55.976
 % clay = 43.029

Sample Statistics

Median		Mean		Dispersion	Skewness
phi	microns	phi	microns		
7.545	5.36	8.074	3.71	2.427	0.218

5th percentile = 4.843
 16th percentile = 5.647
 50th percentile = 7.545
 84th percentile = 10.500
 95th percentile = .
 *** 84th percentile extrapolated ***
 *** 95th percentile not reached ***

Weston Solutions, Inc.
 2433 Impala Dr.
 Carlsbad, CA 92010

GRAIN SIZE ANALYSIS

Contract Number/Name: Marina Del Rey
 Contact person: Dan McCoy
 Date of analysis: 04Oct07
 Date of report: 17Oct07
 Analysis method: Sieve/pipette (Plumb, 1981)
 Sample Identification: B070919.06
 Client Sample Name: MC-5
 Total sample weight: 18.988 grams

Size	Phi	Weight grams	Percent	Cumulative Percent
2000.000	-1.0	0.000	0.000	0.000
1414.214	-0.5	0.099	0.521	0.521
1000.000	0.0	0.113	0.595	1.117
707.107	0.5	0.059	0.311	1.427
500.000	1.0	0.041	0.216	1.643
353.553	1.5	0.043	0.226	1.870
250.000	2.0	0.018	0.095	1.964
176.777	2.5	0.021	0.111	2.075
125.000	3.0	0.052	0.274	2.349
88.388	3.5	0.093	0.490	2.839
62.500	4.0	0.101	0.532	3.371
31.250	5.0	2.676	14.093	17.464
15.625	6.0	5.309	27.962	45.426
7.812	7.0	3.738	19.685	65.111
3.906	8.0	1.741	9.172	74.283
1.953	9.0	1.104	5.816	80.099
< 1.953	> 9.0	3.779	19.901	100.000

% < 4 phi = 96.629
 % > 1 phi = 1.427
 % gravel = 0.000
 % sand = 3.371
 % silt = 70.912
 % clay = 25.717

Sample Statistics

Median		Mean		Dispersion	Skewness
phi	microns	phi	microns		
6.232	13.30	7.127	7.15	2.231	0.401

5th percentile = 4.116
 16th percentile = 4.896
 50th percentile = 6.232
 84th percentile = 9.359
 95th percentile = .
 *** 84th percentile extrapolated ***
 *** 95th percentile not reached ***

Weston Solutions, Inc.
 2433 Impala Dr.
 Carlsbad, CA 92010

GRAIN SIZE ANALYSIS

Contract Number/Name: Marina Del Rey
 Contact person: Dan McCoy
 Date of analysis: 04Oct07
 Date of report: 17Oct07
 Analysis method: Sieve/pipette (Plumb, 1981)
 Sample Identification: B070919.07
 Client Sample Name: MC-3
 Total sample weight: 17.363 grams

Size	Phi	Weight grams	Percent	Cumulative Percent
2000.000	-1.0	0.000	0.000	0.000
1414.214	-0.5	0.000	0.000	0.000
1000.000	0.0	0.032	0.184	0.184
707.107	0.5	0.046	0.265	0.449
500.000	1.0	0.031	0.179	0.628
353.553	1.5	0.028	0.161	0.789
250.000	2.0	0.045	0.259	1.048
176.777	2.5	0.085	0.490	1.538
125.000	3.0	0.318	1.832	3.369
88.388	3.5	0.489	2.816	6.186
62.500	4.0	0.362	2.085	8.271
31.250	5.0	1.572	9.051	17.322
15.625	6.0	3.950	22.751	40.073
7.812	7.0	3.016	17.369	57.442
3.906	8.0	1.911	11.009	68.451
1.953	9.0	1.359	7.828	76.279
< 1.953	> 9.0	4.119	23.721	100.000

% < 4 phi = 91.729
 % > 1 phi = 0.449
 % gravel = 0.000
 % sand = 8.271
 % silt = 60.180
 % clay = 31.549

Sample Statistics

Median		Mean		Dispersion	Skewness
phi	microns	phi	microns		
6.572	10.51	7.284	6.42	2.430	0.293

5th percentile = 3.290
 16th percentile = 4.854
 50th percentile = 6.572
 84th percentile = 9.713
 95th percentile = .
 *** 84th percentile extrapolated ***
 *** 95th percentile not reached ***

Weston Solutions, Inc.
 2433 Impala Dr.
 Carlsbad, CA 92010

GRAIN SIZE ANALYSIS

Contract Number/Name: Marina Del Rey
 Contact person: Dan McCoy
 Date of analysis: 04Oct07
 Date of report: 17Oct07
 Analysis method: Sieve/pipette (Plumb, 1981)
 Sample Identification: B070919.08
 Client Sample Name: E-1
 Total sample weight: 18.147 grams

Size	Phi	Weight grams	Percent	Cumulative Percent
2000.000	-1.0	0.000	0.000	0.000
1414.214	-0.5	0.004	0.022	0.022
1000.000	0.0	0.001	0.006	0.028
707.107	0.5	0.009	0.050	0.077
500.000	1.0	0.010	0.055	0.132
353.553	1.5	0.027	0.149	0.281
250.000	2.0	0.023	0.127	0.408
176.777	2.5	0.065	0.358	0.766
125.000	3.0	0.196	1.080	1.846
88.388	3.5	0.361	1.989	3.835
62.500	4.0	0.372	2.050	5.885
31.250	5.0	1.629	8.976	14.861
15.625	6.0	3.299	18.181	33.042
7.812	7.0	4.093	22.554	55.596
3.906	8.0	2.088	11.507	67.103
1.953	9.0	1.128	6.214	73.317
< 1.953	> 9.0	4.842	26.683	100.000

% < 4 phi = 94.115
 % > 1 phi = 0.077
 % gravel = 0.000
 % sand = 5.885
 % silt = 61.218
 % clay = 32.897

Sample Statistics

Median	Mean	Dispersion	Skewness
phi microns	phi microns		
6.752 9.28	7.546 5.35	2.484	0.320

5th percentile = 3.784
 16th percentile = 5.063
 50th percentile = 6.752
 84th percentile = 10.030
 95th percentile = .
 *** 84th percentile extrapolated ***
 *** 95th percentile not reached ***

Weston Solutions, Inc.
 2433 Impala Dr.
 Carlsbad, CA 92010

GRAIN SIZE ANALYSIS

Contract Number/Name: Marina Del Rey
 Contact person: Dan McCoy
 Date of analysis: 04Oct07
 Date of report: 17Oct07
 Analysis method: Sieve/pipette (Plumb, 1981)
 Sample Identification: B070919.09
 Client Sample Name: G-2
 Total sample weight: 16.143 grams

Size	Phi	Weight grams	Percent	Cumulative Percent
2000.000	-1.0	0.008	0.050	0.050
1414.214	-0.5	0.001	0.006	0.056
1000.000	0.0	0.007	0.043	0.099
707.107	0.5	0.012	0.074	0.173
500.000	1.0	0.008	0.050	0.223
353.553	1.5	0.017	0.105	0.328
250.000	2.0	0.031	0.192	0.520
176.777	2.5	0.066	0.409	0.929
125.000	3.0	0.161	0.997	1.926
88.388	3.5	0.256	1.586	3.512
62.500	4.0	0.335	2.075	5.587
31.250	5.0	1.044	6.468	12.055
15.625	6.0	2.130	13.194	25.249
7.812	7.0	3.007	18.627	43.876
3.906	8.0	2.088	12.935	56.811
1.953	9.0	1.879	11.642	68.453
< 1.953	> 9.0	5.093	31.547	100.000

% < 4 phi = 94.413
 % > 1 phi = 0.173
 % gravel = 0.050
 % sand = 5.538
 % silt = 51.224
 % clay = 43.189

Sample Statistics

Median		Mean		Dispersion	Skewness
phi	microns	phi	microns		
7.473	5.63	7.793	4.51	2.494	0.128

5th percentile = 3.858
 16th percentile = 5.299
 50th percentile = 7.473
 84th percentile = 10.286
 95th percentile = .
 *** 84th percentile extrapolated ***
 *** 95th percentile not reached ***

Weston Solutions, Inc.
 2433 Impala Dr.
 Carlsbad, CA 92010

GRAIN SIZE ANALYSIS

Contract Number/Name: Marina Del Rey
 Contact person: Dan McCoy
 Date of analysis: 04Oct07
 Date of report: 17Oct07
 Analysis method: Sieve/pipette (Plumb, 1981)
 Sample Identification: B070919.10
 Client Sample Name: C-2
 Total sample weight: 19.040 grams

Size	Phi	Weight grams	Percent	Cumulative Percent
2000.000	-1.0	0.000	0.000	0.000
1414.214	-0.5	0.002	0.011	0.011
1000.000	0.0	0.001	0.005	0.016
707.107	0.5	0.009	0.047	0.063
500.000	1.0	0.002	0.011	0.074
353.553	1.5	0.024	0.126	0.200
250.000	2.0	0.018	0.095	0.294
176.777	2.5	0.171	0.898	1.192
125.000	3.0	0.837	4.396	5.588
88.388	3.5	1.908	10.021	15.609
62.500	4.0	1.996	10.483	26.092
31.250	5.0	2.005	10.529	36.621
15.625	6.0	2.046	10.748	47.369
7.812	7.0	1.921	10.090	57.459
3.906	8.0	2.046	10.748	68.207
1.953	9.0	1.462	7.677	75.884
< 1.953	> 9.0	4.592	24.116	100.000

% < 4 phi = 73.908
 % > 1 phi = 0.063
 % gravel = 0.000
 % sand = 26.092
 % silt = 42.115
 % clay = 31.793

Sample Statistics

Median		Mean		Dispersion	Skewness
phi	microns	phi	microns		
6.261	13.04	6.689	9.69	3.170	0.135

5th percentile = 2.933
 16th percentile = 3.519
 50th percentile = 6.261
 84th percentile = 9.859
 95th percentile = .
 *** 84th percentile extrapolated ***
 *** 95th percentile not reached ***

Weston Solutions, Inc.
 2433 Impala Dr.
 Carlsbad, CA 92010

GRAIN SIZE ANALYSIS

Contract Number/Name: Marina Del Rey
 Contact person: Dan McCoy
 Date of analysis: 04Oct07
 Date of report: 17Oct07
 Analysis method: Sieve/pipette (Plumb, 1981)
 Sample Identification: B070919.11
 Client Sample Name: B-2
 Total sample weight: 15.862 grams

Size	Phi	Weight grams	Percent	Cumulative Percent
2000.000	-1.0	0.001	0.006	0.006
1414.214	-0.5	0.002	0.013	0.019
1000.000	0.0	0.002	0.013	0.032
707.107	0.5	0.015	0.095	0.126
500.000	1.0	0.006	0.038	0.164
353.553	1.5	0.007	0.044	0.208
250.000	2.0	0.016	0.101	0.309
176.777	2.5	0.021	0.132	0.441
125.000	3.0	0.069	0.435	0.876
88.388	3.5	0.112	0.706	1.582
62.500	4.0	0.119	0.750	2.333
31.250	5.0	0.877	5.529	7.862
15.625	6.0	1.963	12.375	20.237
7.812	7.0	2.213	13.955	34.191
3.906	8.0	3.759	23.697	57.888
1.953	9.0	1.086	6.846	64.734
< 1.953	> 9.0	5.594	35.266	100.000

% < 4 phi = 97.667
 % > 1 phi = 0.126
 % gravel = 0.006
 % sand = 2.326
 % silt = 55.555
 % clay = 42.112

Sample Statistics

Median		Mean		Dispersion	Skewness
phi	microns	phi	microns		
7.667	4.92	8.200	3.40	2.543	0.210

5th percentile = 4.482
 16th percentile = 5.658
 50th percentile = 7.667
 84th percentile = 10.743
 95th percentile = .
 *** 84th percentile extrapolated ***
 *** 95th percentile not reached ***

Weston Solutions, Inc.
 2433 Impala Dr.
 Carlsbad, CA 92010

GRAIN SIZE ANALYSIS

Contract Number/Name: Marina Del Rey
 Contact person: Dan McCoy
 Date of analysis: 04Oct07
 Date of report: 17Oct07
 Analysis method: Sieve/pipette (Plumb, 1981)
 Sample Identification: B070919.12
 Client Sample Name: A-2
 Total sample weight: 19.206 grams

Size	Phi	Weight grams	Percent	Cumulative Percent
2000.000	-1.0	0.001	0.005	0.005
1414.214	-0.5	0.010	0.052	0.057
1000.000	0.0	0.025	0.130	0.187
707.107	0.5	0.015	0.078	0.266
500.000	1.0	0.019	0.099	0.364
353.553	1.5	0.087	0.453	0.817
250.000	2.0	0.819	4.264	5.082
176.777	2.5	1.839	9.575	14.657
125.000	3.0	2.420	12.600	27.257
88.388	3.5	2.114	11.007	38.264
62.500	4.0	1.502	7.820	46.084
31.250	5.0	0.877	4.566	50.651
15.625	6.0	1.378	7.176	57.827
7.812	7.0	1.462	7.611	65.438
3.906	8.0	1.504	7.828	73.266
1.953	9.0	1.336	6.958	80.224
< 1.953	> 9.0	3.798	19.776	100.000

% < 4 phi = 53.916
 % > 1 phi = 0.266
 % gravel = 0.005
 % sand = 46.079
 % silt = 27.182
 % clay = 26.734

Sample Statistics

Median		Mean		Dispersion	Skewness
phi	microns	phi	microns		
4.857	34.49	6.035	15.25	3.482	0.338

5th percentile = 1.990
 16th percentile = 2.553
 50th percentile = 4.857
 84th percentile = 9.517
 95th percentile = .
 *** 84th percentile extrapolated ***
 *** 95th percentile not reached ***

Weston Solutions, Inc.
 2433 Impala Dr.
 Carlsbad, CA 92010

GRAIN SIZE ANALYSIS

Contract Number/Name: Marina Del Rey
 Contact person: Dan McCoy
 Date of analysis: 04Oct07
 Date of report: 17Oct07
 Analysis method: Sieve/pipette (Plumb, 1981)
 Sample Identification: B070919.13
 Client Sample Name: MC-4
 Total sample weight: 21.448 grams

Size	Phi	Weight grams	Percent	Cumulative Percent
2000.000	-1.0	0.004	0.019	0.019
1414.214	-0.5	0.016	0.075	0.093
1000.000	0.0	0.020	0.093	0.186
707.107	0.5	0.018	0.084	0.270
500.000	1.0	0.014	0.065	0.336
353.553	1.5	0.031	0.145	0.480
250.000	2.0	0.026	0.121	0.601
176.777	2.5	0.079	0.368	0.970
125.000	3.0	0.531	2.476	3.445
88.388	3.5	2.144	9.996	13.442
62.500	4.0	2.614	12.187	25.629
31.250	5.0	4.093	19.082	44.711
15.625	6.0	3.926	18.303	63.015
7.812	7.0	2.381	11.099	74.114
3.906	8.0	1.504	7.010	81.124
1.953	9.0	0.710	3.310	84.434
< 1.953	> 9.0	3.339	15.566	100.000

% < 4 phi = 74.371
 % > 1 phi = 0.270
 % gravel = 0.019
 % sand = 25.610
 % silt = 55.495
 % clay = 18.876

Sample Statistics

Median		Mean		Dispersion	Skewness
phi	microns	phi	microns		
5.289	25.58	6.237	13.26	2.632	0.360

5th percentile = 3.078
 16th percentile = 3.605
 50th percentile = 5.289
 84th percentile = 8.869
 95th percentile = .
 *** 95th percentile not reached ***

Weston Solutions, Inc.
 2433 Impala Dr.
 Carlsbad, CA 92010

GRAIN SIZE ANALYSIS

Contract Number/Name: Marina Del Rey
 Contact person: Dan McCoy
 Date of analysis: 05Oct07
 Date of report: 17Oct07
 Analysis method: Sieve/pipette (Plumb, 1981)
 Sample Identification: B070919.14
 Client Sample Name: E-1 BOTTOM
 Total sample weight: 29.970 grams

Size	Phi	Weight grams	Percent	Cumulative Percent
2000.000	-1.0	2.095	6.990	6.990
1414.214	-0.5	0.827	2.759	9.750
1000.000	0.0	1.192	3.977	13.727
707.107	0.5	1.497	4.995	18.722
500.000	1.0	1.739	5.803	24.525
353.553	1.5	2.824	9.423	33.948
250.000	2.0	1.519	5.068	39.016
176.777	2.5	2.072	6.914	45.930
125.000	3.0	2.464	8.222	54.151
88.388	3.5	1.904	6.353	60.504
62.500	4.0	1.262	4.211	64.715
31.250	5.0	1.487	4.960	69.676
15.625	6.0	1.911	6.378	76.053
7.812	7.0	1.529	5.102	81.155
3.906	8.0	1.274	4.252	85.407
1.953	9.0	0.510	1.701	87.108
< 1.953	> 9.0	3.864	12.892	100.000

% < 4 phi = 35.285
 % > 1 phi = 18.722
 % gravel = 6.990
 % sand = 57.725
 % silt = 20.692
 % clay = 14.593

Sample Statistics

Median		Mean		Dispersion	Skewness
phi	microns	phi	microns		
2.748	148.90	3.948	64.78	3.721	0.323

5th percentile = .
 16th percentile = 0.228
 50th percentile = 2.748
 84th percentile = 7.669
 95th percentile = .
 *** 5th percentile not obtainable ***
 *** 95th percentile not reached ***

Weston Solutions, Inc.
 2433 Impala Dr.
 Carlsbad, CA 92010

GRAIN SIZE ANALYSIS

Contract Number/Name: Marina Del Rey
 Contact person: Dan McCoy
 Date of analysis: 11Oct07
 Date of report: 17Oct07
 Analysis method: Sieve/pipette (Plumb, 1981)
 Sample Identification: B070919.15
 Client Sample Name: E-2 TOP
 Total sample weight: 16.989 grams

Size	Phi	Weight	Percent	Cumulative
Microns		grams		Percent
2000.000	-1.0	0.000	0.000	0.000
1414.214	-0.5	0.003	0.018	0.018
1000.000	0.0	0.002	0.012	0.029
707.107	0.5	0.004	0.024	0.053
500.000	1.0	0.012	0.071	0.124
353.553	1.5	0.005	0.029	0.153
250.000	2.0	0.017	0.100	0.253
176.777	2.5	0.012	0.071	0.324
125.000	3.0	0.016	0.094	0.418
88.388	3.5	0.013	0.077	0.494
62.500	4.0	0.001	0.006	0.500
31.250	5.0	0.127	0.750	1.250
15.625	6.0	1.444	8.501	9.751
7.812	7.0	3.525	20.752	30.503
3.906	8.0	2.761	16.251	46.754
1.953	9.0	2.039	12.001	58.755
< 1.953	> 9.0	7.007	41.245	100.000

% < 4 phi = 99.500
 % > 1 phi = 0.053
 % gravel = 0.000
 % sand = 0.500
 % silt = 46.254
 % clay = 53.246

Sample Statistics

Median		Mean		Dispersion	Skewness
phi	microns	phi	microns		
8.270	3.24	8.702	2.40	2.401	0.180

5th percentile = 5.441
 16th percentile = 6.301
 50th percentile = 8.270
 84th percentile = 11.104
 95th percentile = .
 *** 84th percentile extrapolated ***
 *** 95th percentile not reached ***

Weston Solutions, Inc.
 2433 Impala Dr.
 Carlsbad, CA 92010

GRAIN SIZE ANALYSIS

Contract Number/Name: Marina Del Rey
 Contact person: Dan McCoy
 Date of analysis: 05Oct07
 Date of report: 17Oct07
 Analysis method: Sieve/pipette (Plumb, 1981)
 Sample Identification: B070919.16
 Client Sample Name: MC-5 BOTTOM
 Total sample weight: 22.611 grams

Size	Phi	Weight grams	Percent	Cumulative Percent
2000.000	-1.0	0.001	0.004	0.004
1414.214	-0.5	0.010	0.044	0.049
1000.000	0.0	0.005	0.022	0.071
707.107	0.5	0.019	0.084	0.155
500.000	1.0	0.125	0.553	0.708
353.553	1.5	0.335	1.482	2.189
250.000	2.0	0.173	0.765	2.954
176.777	2.5	0.357	1.579	4.533
125.000	3.0	1.322	5.847	10.380
88.388	3.5	2.276	10.066	20.446
62.500	4.0	1.127	4.984	25.430
31.250	5.0	1.232	5.448	30.878
15.625	6.0	3.271	14.464	45.342
7.812	7.0	3.610	15.967	61.309
3.906	8.0	2.251	9.956	71.266
1.953	9.0	1.487	6.575	77.840
< 1.953	> 9.0	5.011	22.160	100.000

% < 4 phi = 74.570
 % > 1 phi = 0.155
 % gravel = 0.004
 % sand = 25.426
 % silt = 45.836
 % clay = 28.734

Sample Statistics

Median		Mean		Dispersion	Skewness
phi	microns	phi	microns		
6.292	12.76	6.439	11.52	3.160	0.047

5th percentile = 2.540
 16th percentile = 3.279
 50th percentile = 6.292
 84th percentile = 9.599
 95th percentile = .
 *** 84th percentile extrapolated ***
 *** 95th percentile not reached ***

Weston Solutions, Inc.
 2433 Impala Dr.
 Carlsbad, CA 92010

GRAIN SIZE ANALYSIS

Contract Number/Name: Marina Del Rey
 Contact person: Dan McCoy
 Date of analysis: 05Oct07
 Date of report: 17Oct07
 Analysis method: Sieve/pipette (Plumb, 1981)
 Sample Identification: B070919.17
 Client Sample Name: MC-2 BOTTOM
 Total sample weight: 25.714 grams

Size	Phi	Weight grams	Percent	Cumulative Percent
2000.000	-1.0	1.451	5.643	5.643
1414.214	-0.5	0.199	0.774	6.417
1000.000	0.0	0.302	1.174	7.591
707.107	0.5	0.348	1.353	8.945
500.000	1.0	0.410	1.594	10.539
353.553	1.5	0.519	2.018	12.557
250.000	2.0	0.732	2.847	15.404
176.777	2.5	0.993	3.862	19.266
125.000	3.0	1.410	5.483	24.749
88.388	3.5	1.126	4.379	29.128
62.500	4.0	0.853	3.317	32.446
31.250	5.0	1.826	7.103	39.549
15.625	6.0	3.313	12.884	52.433
7.812	7.0	2.888	11.233	63.665
3.906	8.0	2.464	9.581	73.246
1.953	9.0	1.741	6.773	80.019
< 1.953	> 9.0	5.138	19.981	100.000

% < 4 phi = 67.554
 % > 1 phi = 8.945
 % gravel = 5.643
 % sand = 26.803
 % silt = 40.800
 % clay = 26.754

Sample Statistics

Median	Mean	Dispersion	Skewness
phi microns	phi microns		
5.811 17.81	5.750 18.58	3.673	-0.017

5th percentile = .
 16th percentile = 2.077
 50th percentile = 5.811
 84th percentile = 9.423
 95th percentile = .
 *** 5th percentile not obtainable ***
 *** 84th percentile extrapolated ***
 *** 95th percentile not reached ***

Weston Solutions, Inc.
 2433 Impala Dr.
 Carlsbad, CA 92010

GRAIN SIZE ANALYSIS

Contract Number/Name: Marina Del Rey
 Contact person: Dan McCoy
 Date of analysis: 05Oct07
 Date of report: 17Oct07
 Analysis method: Sieve/pipette (Plumb, 1981)
 Sample Identification: B070919.18
 Client Sample Name: E-2 BOTTOM
 Total sample weight: 21.997 grams

Size	Phi	Weight grams	Percent	Cumulative Percent
2000.000	-1.0	0.239	1.087	1.087
1414.214	-0.5	0.224	1.018	2.105
1000.000	0.0	0.366	1.664	3.769
707.107	0.5	0.429	1.950	5.719
500.000	1.0	0.358	1.628	7.347
353.553	1.5	0.684	3.110	10.456
250.000	2.0	0.230	1.046	11.502
176.777	2.5	0.352	1.600	13.102
125.000	3.0	0.446	2.028	15.130
88.388	3.5	0.528	2.400	17.530
62.500	4.0	0.515	2.341	19.871
31.250	5.0	1.487	6.758	26.630
15.625	6.0	3.313	15.062	41.691
7.812	7.0	2.761	12.551	54.243
3.906	8.0	2.548	11.586	65.829
1.953	9.0	1.572	7.145	72.973
< 1.953	> 9.0	5.945	27.027	100.000

% < 4 phi = 80.129
 % > 1 phi = 5.719
 % gravel = 1.087
 % sand = 18.785
 % silt = 45.957
 % clay = 34.171

Sample Statistics

Median		Mean		Dispersion	Skewness
phi	microns	phi	microns		
6.662	9.88	6.652	9.95	3.470	-0.003

5th percentile = 0.316
 16th percentile = 3.181
 50th percentile = 6.662
 84th percentile = 10.122
 95th percentile = .
 *** 84th percentile extrapolated ***
 *** 95th percentile not reached ***

Weston Solutions, Inc.
 2433 Impala Dr.
 Carlsbad, CA 92010

GRAIN SIZE ANALYSIS

Contract Number/Name: Marina Del Rey
 Contact person: Dan McCoy
 Date of analysis: 05Oct07
 Date of report: 17Oct07
 Analysis method: Sieve/pipette (Plumb, 1981)
 Sample Identification: B070919.19
 Client Sample Name: E-3 TOP
 Total sample weight: 16.421 grams

Size	Phi	Weight grams	Percent	Cumulative Percent
2000.000	-1.0	0.000	0.000	0.000
1414.214	-0.5	0.001	0.006	0.006
1000.000	0.0	0.004	0.024	0.030
707.107	0.5	0.015	0.091	0.122
500.000	1.0	0.017	0.104	0.225
353.553	1.5	0.016	0.097	0.323
250.000	2.0	0.027	0.164	0.487
176.777	2.5	0.018	0.110	0.597
125.000	3.0	0.016	0.097	0.694
88.388	3.5	0.019	0.116	0.810
62.500	4.0	0.022	0.134	0.944
31.250	5.0	0.212	1.293	2.237
15.625	6.0	0.680	4.138	6.376
7.812	7.0	2.973	18.106	24.482
3.906	8.0	2.633	16.037	40.518
1.953	9.0	2.336	14.226	54.744
< 1.953	> 9.0	7.432	45.256	100.000

% < 4 phi = 99.056
 % > 1 phi = 0.122
 % gravel = 0.000
 % sand = 0.944
 % silt = 39.574
 % clay = 59.482

Sample Statistics

Median		Mean		Dispersion	Skewness
phi	microns	phi	microns		
8.667	2.46	8.794	2.25	2.262	0.056

5th percentile = 5.668
 16th percentile = 6.532
 50th percentile = 8.667
 84th percentile = 11.056
 95th percentile = .
 *** 84th percentile extrapolated ***
 *** 95th percentile not reached ***

Weston Solutions, Inc.
 2433 Impala Dr.
 Carlsbad, CA 92010

GRAIN SIZE ANALYSIS

Contract Number/Name: Marina Del Rey
 Contact person: Dan McCoy
 Date of analysis: 05Oct07
 Date of report: 17Oct07
 Analysis method: Sieve/pipette (Plumb, 1981)
 Sample Identification: B070919.20
 Client Sample Name: MC-1 TOP
 Total sample weight: 22.931 grams

Size	Phi	Weight grams	Percent	Cumulative Percent
2000.000	-1.0	0.069	0.301	0.301
1414.214	-0.5	0.044	0.192	0.493
1000.000	0.0	0.073	0.318	0.811
707.107	0.5	0.144	0.628	1.439
500.000	1.0	0.187	0.816	2.255
353.553	1.5	0.855	3.729	5.983
250.000	2.0	0.387	1.688	7.671
176.777	2.5	0.595	2.595	10.266
125.000	3.0	0.820	3.576	13.842
88.388	3.5	0.816	3.559	17.400
62.500	4.0	0.593	2.586	19.986
31.250	5.0	1.274	5.557	25.543
15.625	6.0	2.591	11.299	36.842
7.812	7.0	3.738	16.300	53.143
3.906	8.0	2.888	12.596	65.739
1.953	9.0	1.614	7.039	72.777
< 1.953	> 9.0	6.242	27.223	100.000

% < 4 phi = 80.014
 % > 1 phi = 1.439
 % gravel = 0.301
 % sand = 19.685
 % silt = 45.752
 % clay = 34.261

Sample Statistics

Median	Mean	Dispersion	Skewness
phi microns	phi microns		
6.807 8.93	6.692 9.67	3.389	-0.034

5th percentile = 1.368
 16th percentile = 3.303
 50th percentile = 6.807
 84th percentile = 10.080
 95th percentile = .
 *** 84th percentile extrapolated ***
 *** 95th percentile not reached ***

Weston Solutions, Inc.
 2433 Impala Dr.
 Carlsbad, CA 92010

GRAIN SIZE ANALYSIS

Contract Number/Name: Marina Del Rey
 Contact person: Dan McCoy
 Date of analysis: 05Oct07
 Date of report: 17Oct07
 Analysis method: Sieve/pipette (Plumb, 1981)
 Sample Identification: B070919.21
 Client Sample Name: MC-1 BOTTOM
 Total sample weight: 27.934 grams

Size	Phi	Weight grams	Percent	Cumulative Percent
2000.000	-1.0	0.000	0.000	0.000
1414.214	-0.5	0.003	0.011	0.011
1000.000	0.0	0.003	0.011	0.021
707.107	0.5	0.011	0.039	0.061
500.000	1.0	0.012	0.043	0.104
353.553	1.5	0.082	0.294	0.397
250.000	2.0	0.144	0.515	0.913
176.777	2.5	1.306	4.675	5.588
125.000	3.0	5.284	18.916	24.504
88.388	3.5	7.833	28.041	52.545
62.500	4.0	6.117	21.898	74.443
31.250	5.0	2.506	8.970	83.413
15.625	6.0	0.752	2.691	86.104
7.812	7.0	0.710	2.542	88.646
3.906	8.0	0.794	2.841	91.487
1.953	9.0	0.376	1.346	92.832
< 1.953	> 9.0	2.002	7.168	100.000

% < 4 phi = 25.557
 % > 1 phi = 0.061
 % gravel = 0.000
 % sand = 74.443
 % silt = 17.044
 % clay = 8.513

Sample Statistics

Median	Mean	Dispersion	Skewness
phi microns	phi microns		
3.455 91.21	3.997 62.65	1.221	0.444

5th percentile = 2.437
 16th percentile = 2.775
 50th percentile = 3.455
 84th percentile = 5.218
 95th percentile = .
 *** 95th percentile not reached ***

Weston Solutions, Inc.
 2433 Impala Dr.
 Carlsbad, CA 92010

GRAIN SIZE ANALYSIS

Contract Number/Name: Marina Del Rey
 Contact person: Dan McCoy
 Date of analysis: 05Oct07
 Date of report: 17Oct07
 Analysis method: Sieve/pipette (Plumb, 1981)
 Sample Identification: B070919.22
 Client Sample Name: E-4 BOTTOM
 Total sample weight: 24.956 grams

Size	Phi	Weight grams	Percent	Cumulative Percent
2000.000	-1.0	0.038	0.152	0.152
1414.214	-0.5	0.006	0.024	0.176
1000.000	0.0	0.016	0.064	0.240
707.107	0.5	0.028	0.112	0.353
500.000	1.0	0.040	0.160	0.513
353.553	1.5	0.075	0.301	0.813
250.000	2.0	0.143	0.573	1.386
176.777	2.5	0.353	1.414	2.801
125.000	3.0	1.252	5.017	7.818
88.388	3.5	1.999	8.010	15.828
62.500	4.0	2.173	8.707	24.535
31.250	5.0	4.469	17.906	42.441
15.625	6.0	4.719	18.910	61.352
7.812	7.0	2.840	11.380	72.732
3.906	8.0	1.754	7.029	79.760
1.953	9.0	0.961	3.849	83.609
< 1.953	> 9.0	4.090	16.391	100.000

% < 4 phi = 75.465
 % > 1 phi = 0.353
 % gravel = 0.152
 % sand = 24.383
 % silt = 55.225
 % clay = 20.240

Sample Statistics

Median		Mean		Dispersion	Skewness
phi	microns	phi	microns		
5.400	23.69	6.276	12.91	2.766	0.317

5th percentile = 2.719
 16th percentile = 3.510
 50th percentile = 5.400
 84th percentile = 9.042
 95th percentile = .
 *** 84th percentile extrapolated ***
 *** 95th percentile not reached ***

Weston Solutions, Inc.
 2433 Impala Dr.
 Carlsbad, CA 92010

GRAIN SIZE ANALYSIS

Contract Number/Name: Marina Del Rey
 Contact person: Dan McCoy
 Date of analysis: 05Oct07
 Date of report: 17Oct07
 Analysis method: Sieve/pipette (Plumb, 1981)
 Sample Identification: B070919.23
 Client Sample Name: F-1 BOTTOM
 Total sample weight: 27.883 grams

Size	Phi	Weight grams	Percent	Cumulative Percent
2000.000	-1.0	0.000	0.000	0.000
1414.214	-0.5	0.011	0.039	0.039
1000.000	0.0	0.013	0.047	0.086
707.107	0.5	0.027	0.097	0.183
500.000	1.0	0.031	0.111	0.294
353.553	1.5	0.128	0.459	0.753
250.000	2.0	0.129	0.463	1.216
176.777	2.5	0.497	1.782	2.998
125.000	3.0	1.995	7.155	10.153
88.388	3.5	4.438	15.916	26.069
62.500	4.0	4.663	16.723	42.792
31.250	5.0	6.515	23.366	66.158
15.625	6.0	4.176	14.978	81.136
7.812	7.0	1.712	6.141	87.277
3.906	8.0	0.710	2.546	89.824
1.953	9.0	0.543	1.947	91.771
< 1.953	> 9.0	2.295	8.229	100.000

% < 4 phi = 57.208
 % > 1 phi = 0.183
 % gravel = 0.000
 % sand = 42.792
 % silt = 47.031
 % clay = 10.176

Sample Statistics

Median	Mean	Dispersion	Skewness
phi microns	phi microns		
4.308 50.47	4.825 35.28	1.641	0.315

5th percentile = 2.640
 16th percentile = 3.184
 50th percentile = 4.308
 84th percentile = 6.466
 95th percentile = .
 *** 95th percentile not reached ***

Weston Solutions, Inc.
 2433 Impala Dr.
 Carlsbad, CA 92010

GRAIN SIZE ANALYSIS

Contract Number/Name: Marina Del Rey
 Contact person: Dan McCoy
 Date of analysis: 05Oct07
 Date of report: 17Oct07
 Analysis method: Sieve/pipette (Plumb, 1981)
 Sample Identification: B070919.24
 Client Sample Name: E-3 BOTTOM
 Total sample weight: 25.115 grams

Size	Phi	Weight grams	Percent	Cumulative Percent
2000.000	-1.0	0.000	0.000	0.000
1414.214	-0.5	0.016	0.064	0.064
1000.000	0.0	0.013	0.052	0.115
707.107	0.5	0.031	0.123	0.239
500.000	1.0	0.091	0.362	0.601
353.553	1.5	0.410	1.633	2.234
250.000	2.0	0.301	1.199	3.432
176.777	2.5	0.713	2.839	6.271
125.000	3.0	2.111	8.405	14.677
88.388	3.5	3.631	14.458	29.134
62.500	4.0	3.308	13.172	42.306
31.250	5.0	3.508	13.969	56.274
15.625	6.0	2.756	10.975	67.250
7.812	7.0	2.381	9.479	76.729
3.906	8.0	1.336	5.321	82.050
1.953	9.0	0.877	3.492	85.542
< 1.953	> 9.0	3.631	14.458	100.000

% < 4 phi = 57.694
 % > 1 phi = 0.239
 % gravel = 0.000
 % sand = 42.306
 % silt = 39.744
 % clay = 17.950

Sample Statistics

Median		Mean		Dispersion	Skewness
phi	microns	phi	microns		
4.551	42.66	5.802	17.92	2.756	0.454

5th percentile = 2.276
 16th percentile = 3.046
 50th percentile = 4.551
 84th percentile = 8.558
 95th percentile = .
 *** 95th percentile not reached ***

Weston Solutions, Inc.
 2433 Impala Dr.
 Carlsbad, CA 92010

GRAIN SIZE ANALYSIS

Contract Number/Name: Marina Del Rey
 Contact person: Dan McCoy
 Date of analysis: 05Oct07
 Date of report: 17Oct07
 Analysis method: Sieve/pipette (Plumb, 1981)
 Sample Identification: B070919.25
 Client Sample Name: E-1 TOP
 Total sample weight: 28.537 grams

Size	Phi	Weight grams	Percent	Cumulative Percent
2000.000	-1.0	0.000	0.000	0.000
1414.214	-0.5	0.008	0.028	0.028
1000.000	0.0	0.017	0.060	0.088
707.107	0.5	0.037	0.130	0.217
500.000	1.0	0.076	0.266	0.484
353.553	1.5	0.324	1.135	1.619
250.000	2.0	0.266	0.932	2.551
176.777	2.5	0.711	2.492	5.043
125.000	3.0	2.522	8.838	13.880
88.388	3.5	5.059	17.728	31.608
62.500	4.0	5.194	18.201	49.810
31.250	5.0	6.515	22.831	72.641
15.625	6.0	3.091	10.830	83.471
7.812	7.0	1.295	4.537	88.008
3.906	8.0	0.835	2.927	90.935
1.953	9.0	0.167	0.585	91.520
< 1.953	> 9.0	2.420	8.480	100.000

% < 4 phi = 50.190
 % > 1 phi = 0.217
 % gravel = 0.000
 % sand = 49.810
 % silt = 41.125
 % clay = 9.065

Sample Statistics

Median	Mean	Dispersion	Skewness
phi microns	phi microns		
4.008 62.14	4.588 41.57	1.528	0.379

5th percentile = 2.491
 16th percentile = 3.060
 50th percentile = 4.008
 84th percentile = 6.117
 95th percentile = .
 *** 95th percentile not reached ***

Weston Solutions, Inc.
 2433 Impala Dr.
 Carlsbad, CA 92010

GRAIN SIZE ANALYSIS

Contract Number/Name: Marina Del Rey
 Contact person: Dan McCoy
 Date of analysis: 05Oct07
 Date of report: 17Oct07
 Analysis method: Sieve/pipette (Plumb, 1981)
 Sample Identification: B070919.26
 Client Sample Name: E-4 TOP
 Total sample weight: 22.578 grams

Size	Phi	Weight grams	Percent	Cumulative Percent
2000.000	-1.0	0.000	0.000	0.000
1414.214	-0.5	0.000	0.000	0.000
1000.000	0.0	0.009	0.040	0.040
707.107	0.5	0.008	0.035	0.075
500.000	1.0	0.033	0.146	0.221
353.553	1.5	0.135	0.598	0.819
250.000	2.0	0.210	0.930	1.749
176.777	2.5	0.381	1.687	3.437
125.000	3.0	1.290	5.714	9.150
88.388	3.5	1.650	7.308	16.458
62.500	4.0	1.240	5.492	21.951
31.250	5.0	1.629	7.214	29.165
15.625	6.0	2.965	13.133	42.298
7.812	7.0	3.258	14.428	56.726
3.906	8.0	2.297	10.174	66.900
1.953	9.0	1.587	7.029	73.929
< 1.953	> 9.0	5.886	26.071	100.000

% < 4 phi = 78.049
 % > 1 phi = 0.075
 % gravel = 0.000
 % sand = 21.951
 % silt = 44.949
 % clay = 33.100

Sample Statistics

Median		Mean		Dispersion	Skewness
phi	microns	phi	microns		
6.534	10.79	6.753	9.27	3.285	0.067

5th percentile = 2.637
 16th percentile = 3.469
 50th percentile = 6.534
 84th percentile = 10.038
 95th percentile = .
 *** 84th percentile extrapolated ***
 *** 95th percentile not reached ***

Weston Solutions, Inc.
 2433 Impala Dr.
 Carlsbad, CA 92010

GRAIN SIZE ANALYSIS

Contract Number/Name: Marina Del Rey
 Contact person: Dan McCoy
 Date of analysis: 09Oct07
 Date of report: 17Oct07
 Analysis method: Sieve/pipette (Plumb, 1981)
 Sample Identification: B070919.27
 Client Sample Name: F-1 TOP
 Total sample weight: 18.965 grams

Size	Phi	Weight grams	Percent	Cumulative Percent
2000.000	-1.0	0.001	0.005	0.005
1414.214	-0.5	0.004	0.021	0.026
1000.000	0.0	0.007	0.037	0.063
707.107	0.5	0.003	0.016	0.079
500.000	1.0	0.003	0.016	0.095
353.553	1.5	0.009	0.047	0.142
250.000	2.0	0.005	0.026	0.169
176.777	2.5	0.003	0.016	0.185
125.000	3.0	0.012	0.063	0.248
88.388	3.5	0.026	0.137	0.385
62.500	4.0	0.059	0.311	0.696
31.250	5.0	1.128	5.946	6.642
15.625	6.0	1.963	10.350	16.992
7.812	7.0	3.091	16.296	33.288
3.906	8.0	3.091	16.296	49.584
1.953	9.0	2.297	12.112	61.695
< 1.953	> 9.0	7.265	38.305	100.000

% < 4 phi = 99.304
 % > 1 phi = 0.079
 % gravel = 0.005
 % sand = 0.691
 % silt = 48.888
 % clay = 50.416

Sample Statistics

Median		Mean		Dispersion	Skewness
phi	microns	phi	microns		
8.034	3.81	8.373	3.02	2.469	0.137

5th percentile = 4.724
 16th percentile = 5.904
 50th percentile = 8.034
 84th percentile = 10.842
 95th percentile = .
 *** 84th percentile extrapolated ***
 *** 95th percentile not reached ***

Weston Solutions, Inc.
 2433 Impala Dr.
 Carlsbad, CA 92010

GRAIN SIZE ANALYSIS

Contract Number/Name: Marina Del Rey
 Contact person: Dan McCoy
 Date of analysis: 09Oct07
 Date of report: 17Oct07
 Analysis method: Sieve/pipette (Plumb, 1981)
 Sample Identification: B070919.28
 Client Sample Name: MC-3 TOP
 Total sample weight: 20.337 grams

Size	Phi	Weight grams	Percent	Cumulative Percent
2000.000	-1.0	0.022	0.108	0.108
1414.214	-0.5	0.009	0.044	0.152
1000.000	0.0	0.008	0.039	0.192
707.107	0.5	0.007	0.034	0.226
500.000	1.0	0.011	0.054	0.280
353.553	1.5	0.011	0.054	0.334
250.000	2.0	0.011	0.054	0.388
176.777	2.5	0.037	0.182	0.570
125.000	3.0	0.118	0.580	1.151
88.388	3.5	0.182	0.895	2.046
62.500	4.0	0.169	0.831	2.877
31.250	5.0	0.919	4.518	7.394
15.625	6.0	2.756	13.554	20.948
7.812	7.0	3.508	17.250	38.198
3.906	8.0	2.923	14.375	52.574
1.953	9.0	2.255	11.089	63.663
< 1.953	> 9.0	7.390	36.337	100.000

% < 4 phi = 97.123
 % > 1 phi = 0.226
 % gravel = 0.108
 % sand = 2.768
 % silt = 49.697
 % clay = 47.426

Sample Statistics

Median	Mean	Dispersion	Skewness
phi microns	phi microns		
7.821 4.42	8.195 3.41	2.560	0.146

5th percentile = 4.470
 16th percentile = 5.635
 50th percentile = 7.821
 84th percentile = 10.755
 95th percentile = .
 *** 84th percentile extrapolated ***
 *** 95th percentile not reached ***

Weston Solutions, Inc.
 2433 Impala Dr.
 Carlsbad, CA 92010

GRAIN SIZE ANALYSIS

Contract Number/Name: Marina Del Rey
 Contact person: Dan McCoy
 Date of analysis: 09Oct07
 Date of report: 17Oct07
 Analysis method: Sieve/pipette (Plumb, 1981)
 Sample Identification: B070919.29
 Client Sample Name: MC-5 TOP
 Total sample weight: 21.878 grams

Size	Phi	Weight grams	Percent	Cumulative Percent
2000.000	-1.0	0.069	0.315	0.315
1414.214	-0.5	0.008	0.037	0.352
1000.000	0.0	0.016	0.073	0.425
707.107	0.5	0.015	0.069	0.494
500.000	1.0	0.013	0.059	0.553
353.553	1.5	0.044	0.201	0.754
250.000	2.0	0.025	0.114	0.868
176.777	2.5	0.047	0.215	1.083
125.000	3.0	0.191	0.873	1.956
88.388	3.5	0.471	2.153	4.109
62.500	4.0	0.308	1.408	5.517
31.250	5.0	2.005	9.163	14.680
15.625	6.0	6.640	30.353	45.033
7.812	7.0	4.176	19.090	64.122
3.906	8.0	2.339	10.690	74.813
1.953	9.0	1.002	4.582	79.394
< 1.953	> 9.0	4.508	20.606	100.000

% < 4 phi = 94.483
 % > 1 phi = 0.494
 % gravel = 0.315
 % sand = 5.202
 % silt = 69.296
 % clay = 25.187

Sample Statistics

Median	Mean	Dispersion	Skewness
phi microns	phi microns		
6.260 13.05	7.236 6.63	2.193	0.445

5th percentile = 3.816
 16th percentile = 5.043
 50th percentile = 6.260
 84th percentile = 9.429
 95th percentile = .
 *** 84th percentile extrapolated ***
 *** 95th percentile not reached ***

Weston Solutions, Inc.
 2433 Impala Dr.
 Carlsbad, CA 92010

GRAIN SIZE ANALYSIS

Contract Number/Name: Marina Del Rey
 Contact person: Dan McCoy
 Date of analysis: 09Oct07
 Date of report: 17Oct07
 Analysis method: Sieve/pipette (Plumb, 1981)
 Sample Identification: B070919.30
 Client Sample Name: MC-3 BOTTOM
 Total sample weight: 22.662 grams

Size	Phi	Weight grams	Percent	Cumulative Percent
2000.000	-1.0	0.022	0.097	0.097
1414.214	-0.5	0.006	0.026	0.124
1000.000	0.0	0.011	0.049	0.172
707.107	0.5	0.018	0.079	0.252
500.000	1.0	0.015	0.066	0.318
353.553	1.5	0.022	0.097	0.415
250.000	2.0	0.025	0.110	0.525
176.777	2.5	0.064	0.282	0.808
125.000	3.0	0.261	1.152	1.959
88.388	3.5	0.465	2.052	4.011
62.500	4.0	0.456	2.012	6.023
31.250	5.0	1.838	8.109	14.132
15.625	6.0	3.759	16.586	30.718
7.812	7.0	3.466	15.296	46.014
3.906	8.0	3.174	14.006	60.020
1.953	9.0	1.963	8.662	68.681
< 1.953	> 9.0	7.097	31.319	100.000

% < 4 phi = 93.977
 % > 1 phi = 0.252
 % gravel = 0.097
 % sand = 5.926
 % silt = 53.997
 % clay = 39.980

Sample Statistics

Median		Mean		Dispersion	Skewness
phi	microns	phi	microns		
7.285	6.41	7.760	4.61	2.647	0.179

5th percentile = 3.746
 16th percentile = 5.113
 50th percentile = 7.285
 84th percentile = 10.407
 95th percentile = .
 *** 84th percentile extrapolated ***
 *** 95th percentile not reached ***

Weston Solutions, Inc.
 2433 Impala Dr.
 Carlsbad, CA 92010

GRAIN SIZE ANALYSIS

Contract Number/Name: Marina Del Rey
 Contact person: Dan McCoy
 Date of analysis: 09Oct07
 Date of report: 17Oct07
 Analysis method: Sieve/pipette (Plumb, 1981)
 Sample Identification: B070919.31
 Client Sample Name: MC-4 TOP
 Total sample weight: 26.231 grams

Size	Phi	Weight grams	Percent	Cumulative Percent
2000.000	-1.0	0.022	0.084	0.084
1414.214	-0.5	0.017	0.065	0.149
1000.000	0.0	0.008	0.030	0.179
707.107	0.5	0.021	0.080	0.259
500.000	1.0	0.014	0.053	0.313
353.553	1.5	0.077	0.294	0.606
250.000	2.0	0.071	0.271	0.877
176.777	2.5	0.328	1.250	2.127
125.000	3.0	2.943	11.219	13.347
88.388	3.5	6.987	26.636	39.982
62.500	4.0	4.929	18.790	58.773
31.250	5.0	2.422	9.234	68.007
15.625	6.0	2.339	8.916	76.923
7.812	7.0	1.629	6.209	83.133
3.906	8.0	0.961	3.662	86.794
1.953	9.0	0.752	2.866	89.660
< 1.953	> 9.0	2.712	10.340	100.000

% < 4 phi = 41.227
 % > 1 phi = 0.259
 % gravel = 0.084
 % sand = 58.689
 % silt = 28.022
 % clay = 13.206

Sample Statistics

Median	Mean	Dispersion	Skewness
phi microns	phi microns		
3.767 73.48	5.143 28.29	2.094	0.658

5th percentile = 2.628
 16th percentile = 3.050
 50th percentile = 3.767
 84th percentile = 7.237
 95th percentile = .
 *** 95th percentile not reached ***

Weston Solutions, Inc.
 2433 Impala Dr.
 Carlsbad, CA 92010

GRAIN SIZE ANALYSIS

Contract Number/Name: Marina Del Rey
 Contact person: Dan McCoy
 Date of analysis: 09Oct07
 Date of report: 17Oct07
 Analysis method: Sieve/pipette (Plumb, 1981)
 Sample Identification: B070919.32
 Client Sample Name: MC-4 BOTTOM
 Total sample weight: 29.932 grams

Size	Phi	Weight grams	Percent	Cumulative Percent
2000.000	-1.0	0.418	1.396	1.396
1414.214	-0.5	0.042	0.140	1.537
1000.000	0.0	0.049	0.164	1.701
707.107	0.5	0.101	0.337	2.038
500.000	1.0	0.112	0.374	2.412
353.553	1.5	0.612	2.045	4.457
250.000	2.0	0.473	1.580	6.037
176.777	2.5	1.327	4.433	10.470
125.000	3.0	5.973	19.955	30.425
88.388	3.5	9.786	32.694	63.119
62.500	4.0	4.443	14.843	77.963
31.250	5.0	1.671	5.581	83.544
15.625	6.0	1.044	3.488	87.032
7.812	7.0	0.794	2.651	89.683
3.906	8.0	0.752	2.512	92.194
1.953	9.0	0.418	1.395	93.590
< 1.953	> 9.0	1.919	6.410	100.000

% < 4 phi = 22.037
 % > 1 phi = 2.038
 % gravel = 1.396
 % sand = 76.566
 % silt = 14.232
 % clay = 7.806

Sample Statistics

Median	Mean	Dispersion	Skewness
phi microns	phi microns		
3.299 101.58	3.885 67.70	1.246	0.470

5th percentile = 1.672
 16th percentile = 2.639
 50th percentile = 3.299
 84th percentile = 5.131
 95th percentile = .
 *** 95th percentile not reached ***

Weston Solutions, Inc.
 2433 Impala Dr.
 Carlsbad, CA 92010

GRAIN SIZE ANALYSIS

Contract Number/Name: Marina Del Rey
 Contact person: Dan McCoy
 Date of analysis: 09Oct07
 Date of report: 17Oct07
 Analysis method: Sieve/pipette (Plumb, 1981)
 Sample Identification: B070919.33
 Client Sample Name: MC-2 TOP
 Total sample weight: 25.093 grams

Size	Phi	Weight grams	Percent	Cumulative Percent
2000.000	-1.0	0.248	0.988	0.988
1414.214	-0.5	0.092	0.367	1.355
1000.000	0.0	0.052	0.207	1.562
707.107	0.5	0.073	0.291	1.853
500.000	1.0	0.113	0.450	2.303
353.553	1.5	0.180	0.717	3.021
250.000	2.0	0.374	1.490	4.511
176.777	2.5	1.076	4.288	8.799
125.000	3.0	2.564	10.218	19.018
88.388	3.5	2.558	10.194	29.212
62.500	4.0	1.644	6.552	35.764
31.250	5.0	2.798	11.151	46.915
15.625	6.0	4.302	17.143	64.058
7.812	7.0	2.673	10.652	74.711
3.906	8.0	1.879	7.490	82.200
1.953	9.0	0.794	3.162	85.363
< 1.953	> 9.0	3.673	14.637	100.000

% < 4 phi = 64.236
 % > 1 phi = 1.853
 % gravel = 0.988
 % sand = 34.775
 % silt = 46.437
 % clay = 17.800

Sample Statistics

Median	Mean	Dispersion	Skewness
phi microns	phi microns		
5.180 27.59	5.711 19.09	2.858	0.186

5th percentile = 2.057
 16th percentile = 2.852
 50th percentile = 5.180
 84th percentile = 8.569
 95th percentile = .
 *** 95th percentile not reached ***

Weston Solutions, Inc.
 2433 Impala Dr.
 Carlsbad, CA 92010

GRAIN SIZE ANALYSIS

Contract Number/Name: Marina Del Rey
 Contact person: Dan McCoy
 Date of analysis: 09Oct07
 Date of report: 17Oct07
 Analysis method: Sieve/pipette (Plumb, 1981)
 Sample Identification: B070920.01
 Client Sample Name: E-3
 Total sample weight: 15.160 grams

Size	Phi	Weight grams	Percent	Cumulative Percent
2000.000	-1.0	0.000	0.000	0.000
1414.214	-0.5	0.000	0.000	0.000
1000.000	0.0	0.005	0.033	0.033
707.107	0.5	0.002	0.013	0.046
500.000	1.0	0.011	0.073	0.119
353.553	1.5	0.034	0.224	0.343
250.000	2.0	0.014	0.092	0.435
176.777	2.5	0.020	0.132	0.567
125.000	3.0	0.022	0.145	0.712
88.388	3.5	0.031	0.204	0.917
62.500	4.0	0.029	0.191	1.108
31.250	5.0	0.425	2.802	3.910
15.625	6.0	0.977	6.444	10.354
7.812	7.0	2.421	15.970	26.324
3.906	8.0	2.633	17.371	43.695
1.953	9.0	2.421	15.970	59.665
< 1.953	> 9.0	6.115	40.335	100.000

% < 4 phi = 98.892
 % > 1 phi = 0.046
 % gravel = 0.000
 % sand = 1.108
 % silt = 42.587
 % clay = 56.305

Sample Statistics

Median	Mean	Dispersion	Skewness
phi microns	phi microns		
8.395 2.97	8.439 2.88	2.085	0.021

5th percentile = 5.169
 16th percentile = 6.354
 50th percentile = 8.395
 84th percentile = 10.524
 95th percentile =
 *** 84th percentile extrapolated ***
 *** 95th percentile not reached ***

Weston Solutions, Inc.
 2433 Impala Dr.
 Carlsbad, CA 92010

GRAIN SIZE ANALYSIS

Contract Number/Name: Marina Del Rey
 Contact person: Dan McCoy
 Date of analysis: 09Oct07
 Date of report: 17Oct07
 Analysis method: Sieve/pipette (Plumb, 1981)
 Sample Identification: B070920.02
 Client Sample Name: E-4
 Total sample weight: 23.808 grams

Size	Phi	Weight grams	Percent	Cumulative Percent
2000.000	-1.0	0.288	1.210	1.210
1414.214	-0.5	0.459	1.928	3.138
1000.000	0.0	0.907	3.810	6.947
707.107	0.5	1.565	6.573	13.521
500.000	1.0	2.108	8.854	22.375
353.553	1.5	2.561	10.757	33.132
250.000	2.0	2.413	10.135	43.267
176.777	2.5	1.874	7.871	51.138
125.000	3.0	1.262	5.301	56.439
88.388	3.5	0.654	2.747	59.186
62.500	4.0	0.374	1.571	60.757
31.250	5.0	0.595	2.498	63.255
15.625	6.0	0.680	2.855	66.109
7.812	7.0	0.892	3.747	69.856
3.906	8.0	1.444	6.066	75.921
1.953	9.0	1.572	6.601	82.522
< 1.953	> 9.0	4.161	17.478	100.000

% < 4 phi = 39.243
 % > 1 phi = 13.521
 % gravel = 1.210
 % sand = 59.547
 % silt = 15.165
 % clay = 24.079

Sample Statistics

Median	Mean	Dispersion	Skewness
phi microns	phi microns		
2.428 185.86	4.969 31.92	4.329	0.587

5th percentile = -0.256
 16th percentile = 0.640
 50th percentile = 2.428
 84th percentile = 9.299
 95th percentile = .
 *** 84th percentile extrapolated ***
 *** 95th percentile not reached ***

Weston Solutions, Inc.
 2433 Impala Dr.
 Carlsbad, CA 92010

GRAIN SIZE ANALYSIS

Contract Number/Name: Marina Del Rey
 Contact person: Dan McCoy
 Date of analysis: 09Oct07
 Date of report: 17Oct07
 Analysis method: Sieve/pipette (Plumb, 1981)
 Sample Identification: B070920.03
 Client Sample Name: D-3
 Total sample weight: 19.553 grams

Size	Phi	Weight grams	Percent	Cumulative Percent
2000.000	-1.0	0.000	0.000	0.000
1414.214	-0.5	0.001	0.005	0.005
1000.000	0.0	0.004	0.020	0.026
707.107	0.5	0.020	0.102	0.128
500.000	1.0	0.080	0.409	0.537
353.553	1.5	0.482	2.465	3.002
250.000	2.0	0.264	1.350	4.352
176.777	2.5	0.393	2.010	6.362
125.000	3.0	1.425	7.288	13.650
88.388	3.5	2.537	12.975	26.625
62.500	4.0	1.606	8.214	34.839
31.250	5.0	1.274	6.517	41.356
15.625	6.0	1.572	8.038	49.393
7.812	7.0	1.911	9.775	59.168
3.906	8.0	2.081	10.644	69.813
1.953	9.0	1.444	7.386	77.199
< 1.953	> 9.0	4.458	22.801	100.000

% < 4 phi = 65.161
 % > 1 phi = 0.128
 % gravel = 0.000
 % sand = 34.839
 % silt = 34.974
 % clay = 30.187

Sample Statistics

Median	Mean	Dispersion	Skewness
phi microns	phi microns		
6.062 14.97	6.413 11.74	3.322	0.106

5th percentile = 2.161
 16th percentile = 3.091
 50th percentile = 6.062
 84th percentile = 9.735
 95th percentile = .
 *** 84th percentile extrapolated ***
 *** 95th percentile not reached ***

Weston Solutions, Inc.
 2433 Impala Dr.
 Carlsbad, CA 92010

GRAIN SIZE ANALYSIS

Contract Number/Name: Marina Del Rey
 Contact person: Dan McCoy
 Date of analysis: 09Oct07
 Date of report: 17Oct07
 Analysis method: Sieve/pipette (Plumb, 1981)
 Sample Identification: B070920.04
 Client Sample Name: D-2
 Total sample weight: 20.480 grams

Size	Phi	Weight grams	Percent	Cumulative Percent
2000.000	-1.0	0.000	0.000	0.000
1414.214	-0.5	0.002	0.010	0.010
1000.000	0.0	0.005	0.024	0.034
707.107	0.5	0.006	0.029	0.063
500.000	1.0	0.026	0.127	0.190
353.553	1.5	0.049	0.239	0.430
250.000	2.0	0.098	0.479	0.908
176.777	2.5	0.166	0.811	1.719
125.000	3.0	0.724	3.535	5.254
88.388	3.5	1.545	7.544	12.798
62.500	4.0	1.805	8.813	21.611
31.250	5.0	3.058	14.933	36.544
15.625	6.0	3.058	14.933	51.476
7.812	7.0	2.676	13.066	64.542
3.906	8.0	1.614	7.881	72.424
1.953	9.0	1.232	6.015	78.438
< 1.953	> 9.0	4.416	21.562	100.000

% < 4 phi = 78.389
 % > 1 phi = 0.063
 % gravel = 0.000
 % sand = 21.611
 % silt = 50.812
 % clay = 27.576

Sample Statistics

Median	Mean	Dispersion	Skewness
phi microns	phi microns		
5.901 16.73	6.644 10.00	2.962	0.251

5th percentile = 2.964
 16th percentile = 3.682
 50th percentile = 5.901
 84th percentile = 9.606
 95th percentile = .
 *** 84th percentile extrapolated ***
 *** 95th percentile not reached ***

Weston Solutions, Inc.
 2433 Impala Dr.
 Carlsbad, CA 92010

GRAIN SIZE ANALYSIS

Contract Number/Name: Marina Del Rey
 Contact person: Dan McCoy
 Date of analysis: 10Oct07
 Date of report: 17Oct07
 Analysis method: Sieve/pipette (Plumb, 1981)
 Sample Identification: B070920.05
 Client Sample Name: A-1 TOP
 Total sample weight: 20.143 grams

Size	Phi	Weight grams	Percent	Cumulative Percent
2000.000	-1.0	0.079	0.392	0.392
1414.214	-0.5	0.044	0.218	0.611
1000.000	0.0	0.040	0.199	0.809
707.107	0.5	0.047	0.233	1.043
500.000	1.0	0.017	0.084	1.127
353.553	1.5	0.037	0.184	1.311
250.000	2.0	0.020	0.099	1.410
176.777	2.5	0.067	0.333	1.743
125.000	3.0	0.300	1.489	3.232
88.388	3.5	1.055	5.238	8.469
62.500	4.0	1.024	5.084	13.553
31.250	5.0	2.381	11.818	25.371
15.625	6.0	3.216	15.965	41.336
7.812	7.0	3.383	16.794	58.130
3.906	8.0	2.255	11.196	69.326
1.953	9.0	1.128	5.598	74.924
< 1.953	> 9.0	5.051	25.076	100.000

% < 4 phi = 86.447
 % > 1 phi = 1.043
 % gravel = 0.392
 % sand = 13.161
 % silt = 55.773
 % clay = 30.674

Sample Statistics

Median	Mean	Dispersion	Skewness
phi microns	phi microns		
6.516 10.93	7.056 7.52	2.849	0.190

5th percentile = 3.169
 16th percentile = 4.207
 50th percentile = 6.516
 84th percentile = 9.905
 95th percentile = .
 *** 84th percentile extrapolated ***
 *** 95th percentile not reached ***

Weston Solutions, Inc.
 2433 Impala Dr.
 Carlsbad, CA 92010

GRAIN SIZE ANALYSIS

Contract Number/Name: Marina Del Rey
 Contact person: Dan McCoy
 Date of analysis: 10Oct07
 Date of report: 17Oct07
 Analysis method: Sieve/pipette (Plumb, 1981)
 Sample Identification: B070920.06
 Client Sample Name: A-1 BOTTOM
 Total sample weight: 20.587 grams

Size	Phi	Weight	Percent	Cumulative
Microns		grams		Percent
2000.000	-1.0	0.000	0.000	0.000
1414.214	-0.5	0.001	0.005	0.005
1000.000	0.0	0.019	0.092	0.097
707.107	0.5	0.020	0.097	0.194
500.000	1.0	0.020	0.097	0.291
353.553	1.5	0.025	0.121	0.413
250.000	2.0	0.053	0.257	0.670
176.777	2.5	0.123	0.597	1.268
125.000	3.0	0.442	2.147	3.415
88.388	3.5	0.950	4.615	8.029
62.500	4.0	0.936	4.547	12.576
31.250	5.0	1.921	9.332	21.908
15.625	6.0	2.422	11.766	33.674
7.812	7.0	3.341	16.229	49.903
3.906	8.0	2.130	10.346	60.250
1.953	9.0	1.963	9.535	69.784
< 1.953	> 9.0	6.220	30.216	100.000

% < 4 phi = 87.424
 % > 1 phi = 0.194
 % gravel = 0.000
 % sand = 12.576
 % silt = 47.674
 % clay = 39.750

Sample Statistics

Median		Mean		Dispersion	Skewness
phi	microns	phi	microns		
7.009	7.76	7.399	5.93	3.032	0.128

5th percentile = 3.172
 16th percentile = 4.367
 50th percentile = 7.009
 84th percentile = 10.430
 95th percentile = .
 *** 84th percentile extrapolated ***
 *** 95th percentile not reached ***

Weston Solutions, Inc.
 2433 Impala Dr.
 Carlsbad, CA 92010

GRAIN SIZE ANALYSIS

Contract Number/Name: Marina Del Rey
 Contact person: Dan McCoy
 Date of analysis: 10Oct07
 Date of report: 17Oct07
 Analysis method: Sieve/pipette (Plumb, 1981)
 Sample Identification: B070920.07
 Client Sample Name: A-2 TOP
 Total sample weight: 24.578 grams

Size	Phi	Weight grams	Percent	Cumulative Percent
2000.000	-1.0	0.006	0.024	0.024
1414.214	-0.5	0.014	0.057	0.081
1000.000	0.0	0.027	0.110	0.191
707.107	0.5	0.022	0.090	0.281
500.000	1.0	0.049	0.199	0.480
353.553	1.5	0.543	2.209	2.689
250.000	2.0	1.014	4.126	6.815
176.777	2.5	2.132	8.674	15.490
125.000	3.0	2.869	11.673	27.163
88.388	3.5	2.824	11.490	38.653
62.500	4.0	2.384	9.700	48.352
31.250	5.0	2.213	9.006	57.359
15.625	6.0	1.838	7.477	64.835
7.812	7.0	1.671	6.797	71.632
3.906	8.0	1.629	6.627	78.259
1.953	9.0	1.253	5.098	83.357
< 1.953	> 9.0	4.090	16.643	100.000

% < 4 phi = 51.648
 % > 1 phi = 0.281
 % gravel = 0.024
 % sand = 48.328
 % silt = 29.907
 % clay = 21.741

Sample Statistics

Median	Mean	Dispersion	Skewness
phi microns	phi microns		
4.183 55.06	5.807 17.86	3.285	0.494

5th percentile = 1.780
 16th percentile = 2.522
 50th percentile = 4.183
 84th percentile = 9.093
 95th percentile = .
 *** 84th percentile extrapolated ***
 *** 95th percentile not reached ***

Weston Solutions, Inc.
 2433 Impala Dr.
 Carlsbad, CA 92010

GRAIN SIZE ANALYSIS

Contract Number/Name: Marina Del Rey
 Contact person: Dan McCoy
 Date of analysis: 10Oct07
 Date of report: 17Oct07
 Analysis method: Sieve/pipette (Plumb, 1981)
 Sample Identification: B070920.08
 Client Sample Name: G-1 TOP
 Total sample weight: 20.105 grams

Size	Phi	Weight grams	Percent	Cumulative Percent
2000.000	-1.0	0.000	0.000	0.000
1414.214	-0.5	0.000	0.000	0.000
1000.000	0.0	0.009	0.045	0.045
707.107	0.5	0.009	0.045	0.090
500.000	1.0	0.018	0.090	0.179
353.553	1.5	0.024	0.119	0.298
250.000	2.0	0.051	0.254	0.552
176.777	2.5	0.093	0.463	1.015
125.000	3.0	0.205	1.020	2.034
88.388	3.5	0.318	1.582	3.616
62.500	4.0	0.336	1.671	5.287
31.250	5.0	1.545	7.686	12.973
15.625	6.0	3.633	18.072	31.046
7.812	7.0	3.884	19.319	50.365
3.906	8.0	2.589	12.879	63.244
1.953	9.0	1.587	7.894	71.138
< 1.953	> 9.0	5.803	28.862	100.000

% < 4 phi = 94.713
 % > 1 phi = 0.090
 % gravel = 0.000
 % sand = 5.287
 % silt = 57.957
 % clay = 36.756

Sample Statistics

Median	Mean	Dispersion	Skewness
phi microns	phi microns		
6.981 7.92	7.698 4.82	2.531	0.283

5th percentile = 3.914
 16th percentile = 5.167
 50th percentile = 6.981
 84th percentile = 10.229
 95th percentile = .
 *** 84th percentile extrapolated ***
 *** 95th percentile not reached ***

Weston Solutions, Inc.
 2433 Impala Dr.
 Carlsbad, CA 92010

GRAIN SIZE ANALYSIS

Contract Number/Name: Marina Del Rey
 Contact person: Dan McCoy
 Date of analysis: 10Oct07
 Date of report: 17Oct07
 Analysis method: Sieve/pipette (Plumb, 1981)
 Sample Identification: B070920.09
 Client Sample Name: G-1 BOTTOM
 Total sample weight: 22.135 grams

Size	Phi	Weight grams	Percent	Cumulative Percent
2000.000	-1.0	0.000	0.000	0.000
1414.214	-0.5	0.001	0.005	0.005
1000.000	0.0	0.005	0.023	0.027
707.107	0.5	0.007	0.032	0.059
500.000	1.0	0.008	0.036	0.095
353.553	1.5	0.040	0.181	0.276
250.000	2.0	0.065	0.294	0.569
176.777	2.5	0.352	1.590	2.159
125.000	3.0	0.928	4.192	6.352
88.388	3.5	1.530	6.912	13.264
62.500	4.0	1.285	5.805	19.069
31.250	5.0	1.963	8.868	27.937
15.625	6.0	2.631	11.887	39.823
7.812	7.0	3.550	16.037	55.861
3.906	8.0	2.297	10.377	66.238
1.953	9.0	1.671	7.547	73.785
< 1.953	> 9.0	5.803	26.215	100.000

% < 4 phi = 80.931
 % > 1 phi = 0.059
 % gravel = 0.000
 % sand = 19.069
 % silt = 47.169
 % clay = 33.762

Sample Statistics

Median	Mean	Dispersion	Skewness
phi microns	phi microns		
6.635 10.06	6.876 8.51	3.140	0.077

5th percentile = 2.839
 16th percentile = 3.736
 50th percentile = 6.635
 84th percentile = 10.016
 95th percentile = .
 *** 84th percentile extrapolated ***
 *** 95th percentile not reached ***

Weston Solutions, Inc.
 2433 Impala Dr.
 Carlsbad, CA 92010

GRAIN SIZE ANALYSIS

Contract Number/Name: Marina Del Rey
 Contact person: Dan McCoy
 Date of analysis: 10Oct07
 Date of report: 17Oct07
 Analysis method: Sieve/pipette (Plumb, 1981)
 Sample Identification: B070920.10
 Client Sample Name: G-2 TOP
 Total sample weight: 19.065 grams

----- Size -----		Weight		Cumulative
Microns	Phi	grams	Percent	Percent
2000.000	-1.0	0.038	0.199	0.199
1414.214	-0.5	0.005	0.026	0.226
1000.000	0.0	0.023	0.121	0.346
707.107	0.5	0.028	0.147	0.493
500.000	1.0	0.054	0.283	0.776
353.553	1.5	0.120	0.629	1.406
250.000	2.0	0.198	1.039	2.444
176.777	2.5	0.258	1.353	3.798
125.000	3.0	0.315	1.652	5.450
88.388	3.5	0.329	1.726	7.175
62.500	4.0	0.451	2.366	9.541
31.250	5.0	1.671	8.762	18.303
15.625	6.0	2.756	14.458	32.761
7.812	7.0	2.506	13.144	45.905
3.906	8.0	2.255	11.829	57.734
1.953	9.0	2.172	11.391	69.125
< 1.953	> 9.0	5.886	30.875	100.000

% < 4 phi = 90.459
 % > 1 phi = 0.493
 % gravel = 0.199
 % sand = 9.342
 % silt = 48.193
 % clay = 42.266

Sample Statistics

Median		Mean		Dispersion	Skewness
phi	microns	phi	microns		
7.346	6.15	7.512	5.48	2.775	0.060

5th percentile = 2.864
 16th percentile = 4.737
 50th percentile = 7.346
 84th percentile = 10.286
 95th percentile = .
 *** 84th percentile extrapolated ***
 *** 95th percentile not reached ***

Weston Solutions, Inc.
 2433 Impala Dr.
 Carlsbad, CA 92010

GRAIN SIZE ANALYSIS

Contract Number/Name: Marina Del Rey
 Contact person: Dan McCoy
 Date of analysis: 10Oct07
 Date of report: 17Oct07
 Analysis method: Sieve/pipette (Plumb, 1981)
 Sample Identification: B070920.11
 Client Sample Name: G-2 BOTTOM
 Total sample weight: 29.797 grams

Size	Phi	Weight grams	Percent	Cumulative Percent
2000.000	-1.0	2.377	7.977	7.977
1414.214	-0.5	0.375	1.259	9.236
1000.000	0.0	0.457	1.534	10.770
707.107	0.5	0.644	2.161	12.931
500.000	1.0	0.947	3.178	16.109
353.553	1.5	1.455	4.883	20.992
250.000	2.0	2.104	7.061	28.053
176.777	2.5	2.204	7.397	35.450
125.000	3.0	2.501	8.393	43.843
88.388	3.5	2.165	7.266	51.109
62.500	4.0	1.912	6.417	57.526
31.250	5.0	2.803	9.408	66.934
15.625	6.0	2.294	7.698	74.632
7.812	7.0	1.614	5.417	80.048
3.906	8.0	1.572	5.274	85.323
1.953	9.0	1.104	3.706	89.029
< 1.953	> 9.0	3.269	10.971	100.000

% < 4 phi = 42.474
 % > 1 phi = 12.931
 % gravel = 7.977
 % sand = 49.549
 % silt = 27.797
 % clay = 14.677

Sample Statistics

Median	Mean	Dispersion	Skewness
phi microns	phi microns		
3.424 93.19	4.366 48.49	3.383	0.279

5th percentile = .
 16th percentile = 0.983
 50th percentile = 3.424
 84th percentile = 7.749
 95th percentile = .
 *** 5th percentile not obtainable ***
 *** 95th percentile not reached ***

Weston Solutions, Inc.
 2433 Impala Dr.
 Carlsbad, CA 92010

GRAIN SIZE ANALYSIS

Contract Number/Name: Marina Del Rey
 Contact person: Dan McCoy
 Date of analysis: 10Oct07
 Date of report: 17Oct07
 Analysis method: Sieve/pipette (Plumb, 1981)
 Sample Identification: B070920.12
 Client Sample Name: H-1 TOP
 Total sample weight: 21.912 grams

Size	Phi	Weight	Percent	Cumulative
Microns		grams		Percent
2000.000	-1.0	0.025	0.114	0.114
1414.214	-0.5	0.003	0.014	0.128
1000.000	0.0	0.004	0.018	0.146
707.107	0.5	0.004	0.018	0.164
500.000	1.0	0.007	0.032	0.196
353.553	1.5	0.011	0.050	0.246
250.000	2.0	0.015	0.068	0.315
176.777	2.5	0.043	0.196	0.511
125.000	3.0	0.318	1.451	1.962
88.388	3.5	1.180	5.385	7.348
62.500	4.0	1.699	7.754	15.102
31.250	5.0	6.031	27.526	42.628
15.625	6.0	4.248	19.385	62.013
7.812	7.0	1.826	8.335	70.348
3.906	8.0	1.657	7.560	77.908
1.953	9.0	1.104	5.040	82.948
< 1.953	> 9.0	3.736	17.052	100.000

% < 4 phi = 84.898
 % > 1 phi = 0.164
 % gravel = 0.114
 % sand = 14.988
 % silt = 62.807
 % clay = 22.092

Sample Statistics

Median		Mean		Dispersion	Skewness
phi	microns	phi	microns		
5.380	24.01	6.574	10.50	2.541	0.470

5th percentile = 3.282
 16th percentile = 4.033
 50th percentile = 5.380
 84th percentile = 9.116
 95th percentile = .
 *** 84th percentile extrapolated ***
 *** 95th percentile not reached ***

Weston Solutions, Inc.
 2433 Impala Dr.
 Carlsbad, CA 92010

GRAIN SIZE ANALYSIS

Contract Number/Name: Marina Del Rey
 Contact person: Dan McCoy
 Date of analysis: 10Oct07
 Date of report: 17Oct07
 Analysis method: Sieve/pipette (Plumb, 1981)
 Sample Identification: B070920.13
 Client Sample Name: H-1 BOTTOM
 Total sample weight: 23.586 grams

Size	Phi	Weight	Percent	Cumulative
Microns		grams		Percent
2000.000	-1.0	0.027	0.114	0.114
1414.214	-0.5	0.001	0.004	0.119
1000.000	0.0	0.005	0.021	0.140
707.107	0.5	0.011	0.047	0.187
500.000	1.0	0.005	0.021	0.208
353.553	1.5	0.013	0.055	0.263
250.000	2.0	0.021	0.089	0.352
176.777	2.5	0.059	0.250	0.602
125.000	3.0	0.470	1.993	2.595
88.388	3.5	1.292	5.478	8.072
62.500	4.0	1.933	8.195	16.268
31.250	5.0	6.626	28.093	44.361
15.625	6.0	4.078	17.288	61.649
7.812	7.0	2.379	10.085	71.733
3.906	8.0	1.657	7.023	78.757
1.953	9.0	1.019	4.322	83.079
< 1.953	> 9.0	3.991	16.921	100.000

% < 4 phi = 83.732
 % > 1 phi = 0.187
 % gravel = 0.114
 % sand = 16.153
 % silt = 62.489
 % clay = 21.243

Sample Statistics

Median	Mean	Dispersion	Skewness
phi microns	phi microns		
5.326 24.93	6.543 10.72	2.559	0.475

5th percentile = 3.220
 16th percentile = 3.984
 50th percentile = 5.326
 84th percentile = 9.102
 95th percentile = .
 *** 84th percentile extrapolated ***
 *** 95th percentile not reached ***

Weston Solutions, Inc.
 2433 Impala Dr.
 Carlsbad, CA 92010

GRAIN SIZE ANALYSIS

Contract Number/Name: Marina Del Rey
 Contact person: Dan McCoy
 Date of analysis: 10Oct07
 Date of report: 17Oct07
 Analysis method: Sieve/pipette (Plumb, 1981)
 Sample Identification: B070920.14
 Client Sample Name: B-1 TOP
 Total sample weight: 16.964 grams

Size		Weight		Cumulative
Microns	Phi	grams	Percent	Percent
2000.000	-1.0	0.000	0.000	0.000
1414.214	-0.5	0.001	0.006	0.006
1000.000	0.0	0.002	0.012	0.018
707.107	0.5	0.005	0.029	0.047
500.000	1.0	0.003	0.018	0.065
353.553	1.5	0.009	0.053	0.118
250.000	2.0	0.015	0.088	0.206
176.777	2.5	0.006	0.035	0.242
125.000	3.0	0.018	0.106	0.348
88.388	3.5	0.070	0.413	0.760
62.500	4.0	0.101	0.595	1.356
31.250	5.0	0.552	3.255	4.611
15.625	6.0	2.633	15.524	20.135
7.812	7.0	3.483	20.532	40.667
3.906	8.0	2.718	16.025	56.692
1.953	9.0	1.826	10.767	67.458
< 1.953	> 9.0	5.520	32.542	100.000

% < 4 phi = 98.644
 % > 1 phi = 0.047
 % gravel = 0.000
 % sand = 1.356
 % silt = 55.336
 % clay = 43.308

Sample Statistics

Median		Mean		Dispersion	Skewness
phi	microns	phi	microns		
7.582	5.22	8.038	3.80	2.305	0.198

5th percentile = 5.025
 16th percentile = 5.734
 50th percentile = 7.582
 84th percentile = 10.343
 95th percentile = .
 *** 84th percentile extrapolated ***
 *** 95th percentile not reached ***

Weston Solutions, Inc.
 2433 Impala Dr.
 Carlsbad, CA 92010

GRAIN SIZE ANALYSIS

Contract Number/Name: Marina Del Rey
 Contact person: Dan McCoy
 Date of analysis: 10Oct07
 Date of report: 17Oct07
 Analysis method: Sieve/pipette (Plumb, 1981)
 Sample Identification: B070920.15
 Client Sample Name: B-1 BOTTOM
 Total sample weight: 19.086 grams

Size	Phi	Weight	Percent	Cumulative
Microns		grams		Percent
2000.000	-1.0	0.013	0.068	0.068
1414.214	-0.5	0.005	0.026	0.094
1000.000	0.0	0.003	0.016	0.110
707.107	0.5	0.008	0.042	0.152
500.000	1.0	0.005	0.026	0.178
353.553	1.5	0.004	0.021	0.199
250.000	2.0	0.011	0.058	0.257
176.777	2.5	0.012	0.063	0.320
125.000	3.0	0.043	0.225	0.545
88.388	3.5	0.126	0.660	1.205
62.500	4.0	0.169	0.885	2.090
31.250	5.0	0.637	3.338	5.429
15.625	6.0	1.996	10.459	15.888
7.812	7.0	3.271	17.136	33.023
3.906	8.0	3.271	17.136	50.159
1.953	9.0	2.294	12.017	62.176
< 1.953	> 9.0	7.219	37.824	100.000

% < 4 phi = 97.910
 % > 1 phi = 0.152
 % gravel = 0.068
 % sand = 2.022
 % silt = 48.069
 % clay = 49.841

Sample Statistics

Median	Mean	Dispersion	Skewness
phi microns	phi microns		
7.991 3.93	8.408 2.94	2.401	0.174

5th percentile = 4.872
 16th percentile = 6.007
 50th percentile = 7.991
 84th percentile = 10.809
 95th percentile = .
 *** 84th percentile extrapolated ***
 *** 95th percentile not reached ***

Weston Solutions, Inc.
 2433 Impala Dr.
 Carlsbad, CA 92010

GRAIN SIZE ANALYSIS

Contract Number/Name: Marina Del Rey
 Contact person: Dan McCoy
 Date of analysis: 10Oct07
 Date of report: 17Oct07
 Analysis method: Sieve/pipette (Plumb, 1981)
 Sample Identification: B070920.16
 Client Sample Name: B-2 TOP
 Total sample weight: 25.598 grams

Size	Phi	Weight	Percent	Cumulative
Microns		grams		Percent
2000.000	-1.0	0.064	0.250	0.250
1414.214	-0.5	0.033	0.129	0.379
1000.000	0.0	0.025	0.098	0.477
707.107	0.5	0.029	0.113	0.590
500.000	1.0	0.025	0.098	0.688
353.553	1.5	0.339	1.324	2.012
250.000	2.0	0.490	1.914	3.926
176.777	2.5	1.616	6.313	10.239
125.000	3.0	3.909	15.270	25.509
88.388	3.5	4.407	17.216	42.725
62.500	4.0	2.600	10.157	52.882
31.250	5.0	1.274	4.978	57.860
15.625	6.0	2.294	8.960	66.820
7.812	7.0	2.124	8.296	75.117
3.906	8.0	1.487	5.807	80.924
1.953	9.0	0.850	3.319	84.243
< 1.953	> 9.0	4.034	15.757	100.000

% < 4 phi = 47.118
 % > 1 phi = 0.590
 % gravel = 0.250
 % sand = 52.632
 % silt = 28.042
 % clay = 19.076

Sample Statistics

Median	Mean	Dispersion	Skewness
phi microns	phi microns		
3.858 68.96	5.808 17.85	3.119	0.625

5th percentile = 2.085
 16th percentile = 2.689
 50th percentile = 3.858
 84th percentile = 8.927
 95th percentile = .
 *** 95th percentile not reached ***

Weston Solutions, Inc.
 2433 Impala Dr.
 Carlsbad, CA 92010

GRAIN SIZE ANALYSIS

Contract Number/Name: Marina Del Rey
 Contact person: Dan McCoy
 Date of analysis: 10Oct07
 Date of report: 17Oct07
 Analysis method: Sieve/pipette (Plumb, 1981)
 Sample Identification: B070920.17
 Client Sample Name: B-2 BOTTOM
 Total sample weight: 26.687 grams

Size	Phi	Weight	Percent	Cumulative
Microns		grams		Percent
2000.000	-1.0	0.107	0.401	0.401
1414.214	-0.5	0.028	0.105	0.506
1000.000	0.0	0.011	0.041	0.547
707.107	0.5	0.028	0.105	0.652
500.000	1.0	0.040	0.150	0.802
353.553	1.5	0.222	0.832	1.634
250.000	2.0	1.027	3.848	5.482
176.777	2.5	2.573	9.641	15.124
125.000	3.0	4.555	17.068	32.192
88.388	3.5	3.987	14.940	47.132
62.500	4.0	2.090	7.832	54.963
31.250	5.0	1.147	4.297	59.261
15.625	6.0	2.124	7.958	67.219
7.812	7.0	1.614	6.048	73.267
3.906	8.0	2.081	7.799	81.066
1.953	9.0	0.807	3.024	84.090
< 1.953	> 9.0	4.246	15.910	100.000

% < 4 phi = 45.037
 % > 1 phi = 0.652
 % gravel = 0.401
 % sand = 54.562
 % silt = 26.102
 % clay = 18.934

Sample Statistics

Median	Mean	Dispersion	Skewness
phi microns	phi microns		
3.683 77.85	5.748 18.61	3.222	0.641

5th percentile = 1.937
 16th percentile = 2.526
 50th percentile = 3.683
 84th percentile = 8.970
 95th percentile = .
 *** 95th percentile not reached ***

GRAIN SIZE ANALYSIS

Contract Number/Name: Marina Del Rey
 Contact person: Dan McCoy
 Date of analysis: 11Oct07
 Date of report: 17Oct07
 Analysis method: Sieve/pipette (Plumb, 1981)
 Sample Identification: B070920.18
 Client Sample Name: C-1 TOP
 Total sample weight: 25.148 grams

Size	Phi	Weight	Percent	Cumulative
Microns		grams		Percent
2000.000	-1.0	0.000	0.000	0.000
1414.214	-0.5	0.000	0.000	0.000
1000.000	0.0	0.008	0.032	0.032
707.107	0.5	0.011	0.044	0.076
500.000	1.0	0.017	0.068	0.143
353.553	1.5	0.089	0.354	0.497
250.000	2.0	0.087	0.346	0.843
176.777	2.5	0.397	1.579	2.422
125.000	3.0	2.375	9.444	11.866
88.388	3.5	4.753	18.900	30.766
62.500	4.0	3.548	14.108	44.874
31.250	5.0	1.963	7.805	52.679
15.625	6.0	2.130	8.470	61.149
7.812	7.0	1.796	7.141	68.290
3.906	8.0	1.838	7.307	75.597
1.953	9.0	1.295	5.148	80.745
< 1.953	> 9.0	4.842	19.255	100.000

% < 4 phi = 55.126
 % > 1 phi = 0.076
 % gravel = 0.000
 % sand = 44.874
 % silt = 30.723
 % clay = 24.403

Sample Statistics

Median		Mean		Dispersion	Skewness
phi	microns	phi	microns		
4.657	39.64	6.285	12.83	3.175	0.513

5th percentile = 2.637
 16th percentile = 3.109
 50th percentile = 4.657
 84th percentile = 9.460
 95th percentile = .
 *** 84th percentile extrapolated ***
 *** 95th percentile not reached ***

Weston Solutions, Inc.
 2433 Impala Dr.
 Carlsbad, CA 92010

GRAIN SIZE ANALYSIS

Contract Number/Name: Marina Del Rey
 Contact person: Dan McCoy
 Date of analysis: 11Oct07
 Date of report: 17Oct07
 Analysis method: Sieve/pipette (Plumb, 1981)
 Sample Identification: B070920.19
 Client Sample Name: C-1 BOTTOM
 Total sample weight: 27.178 grams

Size	Phi	Weight	Percent	Cumulative
Microns		grams		Percent
2000.000	-1.0	0.001	0.004	0.004
1414.214	-0.5	0.007	0.026	0.029
1000.000	0.0	0.015	0.055	0.085
707.107	0.5	0.013	0.048	0.132
500.000	1.0	0.033	0.121	0.254
353.553	1.5	0.084	0.309	0.563
250.000	2.0	0.210	0.773	1.336
176.777	2.5	0.765	2.815	4.150
125.000	3.0	3.568	13.128	17.279
88.388	3.5	6.062	22.305	39.584
62.500	4.0	4.227	15.553	55.137
31.250	5.0	2.172	7.991	63.128
15.625	6.0	1.545	5.686	68.814
7.812	7.0	1.796	6.608	75.422
3.906	8.0	1.420	5.225	80.646
1.953	9.0	1.169	4.303	84.949
< 1.953	> 9.0	4.090	15.051	100.000

% < 4 phi = 44.863
 % > 1 phi = 0.132
 % gravel = 0.004
 % sand = 55.133
 % silt = 25.509
 % clay = 19.354

Sample Statistics

Median		Mean		Dispersion	Skewness
phi	microns	phi	microns		
3.835	70.08	5.865	17.15	2.914	0.697

5th percentile = 2.532
 16th percentile = 2.951
 50th percentile = 3.835
 84th percentile = 8.779
 95th percentile = .
 *** 95th percentile not reached ***

GRAIN SIZE ANALYSIS

Contract Number/Name: Marina Del Rey
 Contact person: Dan McCoy
 Date of analysis: 11Oct07
 Date of report: 17Oct07
 Analysis method: Sieve/pipette (Plumb, 1981)
 Sample Identification: B070920.20
 Client Sample Name: C-2 TOP
 Total sample weight: 23.577 grams

Size	Phi	Weight	Percent	Cumulative
Microns		grams		Percent
2000.000	-1.0	0.000	0.000	0.000
1414.214	-0.5	0.007	0.030	0.030
1000.000	0.0	0.002	0.008	0.038
707.107	0.5	0.014	0.059	0.098
500.000	1.0	0.015	0.064	0.161
353.553	1.5	0.016	0.068	0.229
250.000	2.0	0.051	0.216	0.445
176.777	2.5	0.339	1.438	1.883
125.000	3.0	1.674	7.100	8.983
88.388	3.5	3.051	12.940	21.924
62.500	4.0	3.501	14.849	36.773
31.250	5.0	3.299	13.994	50.766
15.625	6.0	2.506	10.628	61.394
7.812	7.0	1.838	7.794	69.188
3.906	8.0	1.963	8.325	77.514
1.953	9.0	0.961	4.074	81.588
< 1.953	> 9.0	4.341	18.412	100.000

% < 4 phi = 63.227
 % > 1 phi = 0.098
 % gravel = 0.000
 % sand = 36.773
 % silt = 40.741
 % clay = 22.486

Sample Statistics

Median		Mean		Dispersion	Skewness
phi	microns	phi	microns		
4.945	32.46	6.290	12.78	3.019	0.446

5th percentile = 2.719
 16th percentile = 3.271
 50th percentile = 4.945
 84th percentile = 9.310
 95th percentile = .
 *** 84th percentile extrapolated ***
 *** 95th percentile not reached ***

Weston Solutions, Inc.
 2433 Impala Dr.
 Carlsbad, CA 92010

GRAIN SIZE ANALYSIS

Contract Number/Name: Marina Del Rey
 Contact person: Dan McCoy
 Date of analysis: 11Oct07
 Date of report: 17Oct07
 Analysis method: Sieve/pipette (Plumb, 1981)
 Sample Identification: B070920.21
 Client Sample Name: C-2 BOTTOM
 Total sample weight: 28.735 grams

Size	Phi	Weight	Percent	Cumulative
Microns		grams		Percent
2000.000	-1.0	0.000	0.000	0.000
1414.214	-0.5	0.001	0.003	0.003
1000.000	0.0	0.007	0.024	0.028
707.107	0.5	0.011	0.038	0.066
500.000	1.0	0.016	0.056	0.122
353.553	1.5	0.095	0.331	0.452
250.000	2.0	0.147	0.512	0.964
176.777	2.5	1.354	4.712	5.676
125.000	3.0	5.361	18.657	24.333
88.388	3.5	7.860	27.353	51.686
62.500	4.0	5.992	20.853	72.539
31.250	5.0	3.174	11.046	83.585
15.625	6.0	1.086	3.779	87.364
7.812	7.0	0.710	2.471	89.834
3.906	8.0	0.292	1.017	90.852
1.953	9.0	0.626	2.180	93.032
< 1.953	> 9.0	2.002	6.968	100.000

% < 4 phi = 27.461
 % > 1 phi = 0.066
 % gravel = 0.000
 % sand = 72.539
 % silt = 18.313
 % clay = 9.148

Sample Statistics

Median		Mean		Dispersion	Skewness
phi	microns	phi	microns		
3.469	90.30	3.943	65.01	1.167	0.406

5th percentile = 2.428
 16th percentile = 2.777
 50th percentile = 3.469
 84th percentile = 5.110
 95th percentile = .
 *** 95th percentile not reached ***

Weston Solutions, Inc.
 2433 Impala Dr.
 Carlsbad, CA 92010

GRAIN SIZE ANALYSIS

Contract Number/Name: Marina Del Rey
 Contact person: Dan McCoy
 Date of analysis: 11Oct07
 Date of report: 17Oct07
 Analysis method: Sieve/pipette (Plumb, 1981)
 Sample Identification: B070920.22
 Client Sample Name: D-1 TOP
 Total sample weight: 25.957 grams

Size	Phi	Weight	Percent	Cumulative
Microns		grams		Percent
2000.000	-1.0	0.000	0.000	0.000
1414.214	-0.5	0.020	0.077	0.077
1000.000	0.0	0.006	0.023	0.100
707.107	0.5	0.028	0.108	0.208
500.000	1.0	0.035	0.135	0.343
353.553	1.5	0.070	0.270	0.613
250.000	2.0	0.133	0.512	1.125
176.777	2.5	0.323	1.244	2.369
125.000	3.0	1.229	4.735	7.104
88.388	3.5	2.120	8.167	15.271
62.500	4.0	2.241	8.634	23.905
31.250	5.0	3.633	13.998	37.903
15.625	6.0	5.889	22.686	60.589
7.812	7.0	3.091	11.906	72.496
3.906	8.0	2.005	7.723	80.219
1.953	9.0	0.919	3.540	83.759
< 1.953	> 9.0	4.216	16.241	100.000

% < 4 phi = 76.095
 % > 1 phi = 0.208
 % gravel = 0.000
 % sand = 23.905
 % silt = 56.314
 % clay = 19.781

Sample Statistics

Median		Mean		Dispersion	Skewness
phi	microns	phi	microns		
5.533	21.59	6.283	12.84	2.741	0.274

5th percentile = 2.778
 16th percentile = 3.542
 50th percentile = 5.533
 84th percentile = 9.025
 95th percentile = .
 *** 84th percentile extrapolated ***
 *** 95th percentile not reached ***

Weston Solutions, Inc.
 2433 Impala Dr.
 Carlsbad, CA 92010

GRAIN SIZE ANALYSIS

Contract Number/Name: Marina Del Rey
 Contact person: Dan McCoy
 Date of analysis: 11Oct07
 Date of report: 17Oct07
 Analysis method: Sieve/pipette (Plumb, 1981)
 Sample Identification: B070920.23
 Client Sample Name: D-1 BOTTOM
 Total sample weight: 27.300 grams

Size	Phi	Weight	Percent	Cumulative
Microns		grams		Percent
2000.000	-1.0	0.000	0.000	0.000
1414.214	-0.5	0.006	0.022	0.022
1000.000	0.0	0.025	0.092	0.114
707.107	0.5	0.021	0.077	0.190
500.000	1.0	0.021	0.077	0.267
353.553	1.5	0.125	0.458	0.725
250.000	2.0	0.133	0.487	1.212
176.777	2.5	0.503	1.843	3.055
125.000	3.0	2.022	7.407	10.462
88.388	3.5	4.219	15.454	25.916
62.500	4.0	4.482	16.418	42.334
31.250	5.0	6.682	24.477	66.811
15.625	6.0	3.968	14.533	81.345
7.812	7.0	1.504	5.507	86.852
3.906	8.0	0.794	2.907	89.759
1.953	9.0	0.585	2.142	91.901
< 1.953	> 9.0	2.211	8.099	100.000

% < 4 phi = 57.666
 % > 1 phi = 0.190
 % gravel = 0.000
 % sand = 42.334
 % silt = 47.425
 % clay = 10.241

Sample Statistics

Median	Mean	Dispersion	Skewness
phi microns	phi microns		
4.313 50.30	4.831 35.14	1.651	0.313

5th percentile = 2.631
 16th percentile = 3.179
 50th percentile = 4.313
 84th percentile = 6.482
 95th percentile = .
 *** 95th percentile not reached ***

Weston Solutions, Inc.
 2433 Impala Dr.
 Carlsbad, CA 92010

GRAIN SIZE ANALYSIS

Contract Number/Name: Marina Del Rey
 Contact person: Dan McCoy
 Date of analysis: 11Oct07
 Date of report: 17Oct07
 Analysis method: Sieve/pipette (Plumb, 1981)
 Sample Identification: B070920.24
 Client Sample Name: D-2 TOP
 Total sample weight: 24.894 grams

Size	Phi	Weight	Percent	Cumulative
Microns		grams		Percent
2000.000	-1.0	0.000	0.000	0.000
1414.214	-0.5	0.004	0.016	0.016
1000.000	0.0	0.013	0.052	0.068
707.107	0.5	0.036	0.145	0.213
500.000	1.0	0.069	0.277	0.490
353.553	1.5	0.453	1.820	2.310
250.000	2.0	0.301	1.209	3.519
176.777	2.5	0.777	3.121	6.640
125.000	3.0	2.103	8.448	15.088
88.388	3.5	3.525	14.160	29.248
62.500	4.0	3.173	12.746	41.994
31.250	5.0	4.078	16.380	58.374
15.625	6.0	2.803	11.261	69.635
7.812	7.0	1.996	8.019	77.654
3.906	8.0	1.487	5.972	83.626
1.953	9.0	0.680	2.730	86.356
< 1.953	> 9.0	3.396	13.644	100.000

% < 4 phi = 58.006
 % > 1 phi = 0.213
 % gravel = 0.000
 % sand = 41.994
 % silt = 41.632
 % clay = 16.374

Sample Statistics

Median		Mean		Dispersion	Skewness
phi	microns	phi	microns		
4.489	44.54	5.585	20.84	2.552	0.429

5th percentile = 2.237
 16th percentile = 3.032
 50th percentile = 4.489
 84th percentile = 8.137
 95th percentile = .
 *** 95th percentile not reached ***

Weston Solutions, Inc.
 2433 Impala Dr.
 Carlsbad, CA 92010

GRAIN SIZE ANALYSIS

Contract Number/Name: Marina Del Rey
 Contact person: Dan McCoy
 Date of analysis: 11Oct07
 Date of report: 17Oct07
 Analysis method: Sieve/pipette (Plumb, 1981)
 Sample Identification: B070920.25
 Client Sample Name: D-2 BOTTOM
 Total sample weight: 28.599 grams

Size	Phi	Weight	Percent	Cumulative
Microns		grams		Percent
2000.000	-1.0	0.006	0.021	0.021
1414.214	-0.5	0.006	0.021	0.042
1000.000	0.0	0.023	0.080	0.122
707.107	0.5	0.041	0.143	0.266
500.000	1.0	0.087	0.304	0.570
353.553	1.5	0.218	0.762	1.332
250.000	2.0	0.402	1.406	2.738
176.777	2.5	0.867	3.032	5.769
125.000	3.0	2.651	9.270	15.039
88.388	3.5	4.541	15.878	30.917
62.500	4.0	4.680	16.364	47.281
31.250	5.0	6.499	22.723	70.005
15.625	6.0	3.483	12.179	82.183
7.812	7.0	1.444	5.050	87.233
3.906	8.0	0.807	2.822	90.055
1.953	9.0	0.425	1.485	91.540
< 1.953	> 9.0	2.420	8.460	100.000

% < 4 phi = 52.719
 % > 1 phi = 0.266
 % gravel = 0.021
 % sand = 47.260
 % silt = 42.773
 % clay = 9.945

Sample Statistics

Median		Mean		Dispersion	Skewness
phi	microns	phi	microns		
4.120	57.53	4.695	38.61	1.665	0.346

5th percentile = 2.373
 16th percentile = 3.030
 50th percentile = 4.120
 84th percentile = 6.360
 95th percentile = .
 *** 95th percentile not reached ***

GRAIN SIZE ANALYSIS

Contract Number/Name: Marina Del Rey
 Contact person: Dan McCoy
 Date of analysis: 11Oct07
 Date of report: 17Oct07
 Analysis method: Sieve/pipette (Plumb, 1981)
 Sample Identification: B070920.26
 Client Sample Name: D-3 BOTTOM
 Total sample weight: 22.742 grams

Size	Phi	Weight	Percent	Cumulative
Microns		grams		Percent
2000.000	-1.0	0.000	0.000	0.000
1414.214	-0.5	0.002	0.009	0.009
1000.000	0.0	0.001	0.004	0.013
707.107	0.5	0.008	0.035	0.048
500.000	1.0	0.028	0.123	0.171
353.553	1.5	0.264	1.161	1.332
250.000	2.0	0.138	0.607	1.939
176.777	2.5	0.407	1.790	3.729
125.000	3.0	1.331	5.853	9.581
88.388	3.5	1.958	8.609	18.191
62.500	4.0	1.362	5.989	24.180
31.250	5.0	1.444	6.350	30.530
15.625	6.0	3.313	14.568	45.097
7.812	7.0	2.548	11.206	56.303
3.906	8.0	2.718	11.953	68.256
1.953	9.0	1.359	5.977	74.233
< 1.953	> 9.0	5.860	25.767	100.000

% < 4 phi = 75.820
 % > 1 phi = 0.048
 % gravel = 0.000
 % sand = 24.180
 % silt = 44.077
 % clay = 31.744

Sample Statistics

Median		Mean		Dispersion	Skewness
phi	microns	phi	microns		
6.438	11.54	6.703	9.60	3.330	0.080

5th percentile = 2.609
 16th percentile = 3.373
 50th percentile = 6.438
 84th percentile = 10.033
 95th percentile = .
 *** 84th percentile extrapolated ***
 *** 95th percentile not reached ***

Weston Solutions, Inc.
 2433 Impala Dr.
 Carlsbad, CA 92010

GRAIN SIZE ANALYSIS

Contract Number/Name: Marina Del Rey
 Contact person: Dan McCoy
 Date of analysis: 11Oct07
 Date of report: 17Oct07
 Analysis method: Sieve/pipette (Plumb, 1981)
 Sample Identification: B070920.27
 Client Sample Name: D-3 TOP
 Total sample weight: 22.452 grams

Size	Phi	Weight	Percent	Cumulative
Microns		grams		Percent
2000.000	-1.0	0.002	0.009	0.009
1414.214	-0.5	0.002	0.009	0.018
1000.000	0.0	0.005	0.022	0.040
707.107	0.5	0.022	0.098	0.138
500.000	1.0	0.107	0.477	0.615
353.553	1.5	0.371	1.652	2.267
250.000	2.0	0.541	2.410	4.677
176.777	2.5	0.756	3.367	8.044
125.000	3.0	2.194	9.772	17.816
88.388	3.5	2.624	11.687	29.503
62.500	4.0	1.728	7.696	37.199
31.250	5.0	0.977	4.351	41.550
15.625	6.0	2.464	10.972	52.523
7.812	7.0	2.209	9.837	62.360
3.906	8.0	1.826	8.135	70.495
1.953	9.0	1.019	4.540	75.035
< 1.953	> 9.0	5.605	24.965	100.000

% < 4 phi = 62.801
 % > 1 phi = 0.138
 % gravel = 0.009
 % sand = 37.190
 % silt = 33.296
 % clay = 29.505

Sample Statistics

Median		Mean		Dispersion	Skewness
phi	microns	phi	microns		
5.770	18.32	6.532	10.81	3.625	0.210

5th percentile = 2.048
 16th percentile = 2.907
 50th percentile = 5.770
 84th percentile = 10.157
 95th percentile = .
 *** 84th percentile extrapolated ***
 *** 95th percentile not reached ***

Weston Solutions, Inc.
 2433 Impala Dr.
 Carlsbad, CA 92010

GRAIN SIZE ANALYSIS

Contract Number/Name: Marina Del Rey
 Contact person: Dan McCoy
 Date of analysis: 11Oct07
 Date of report: 17Oct07
 Analysis method: Sieve/pipette (Plumb, 1981)
 Sample Identification: B070920.28
 Client Sample Name: H-2 TOP
 Total sample weight: 25.941 grams

Size	Phi	Weight	Percent	Cumulative
Microns		grams		Percent
2000.000	-1.0	0.109	0.420	0.420
1414.214	-0.5	0.035	0.135	0.555
1000.000	0.0	0.027	0.104	0.659
707.107	0.5	0.026	0.100	0.759
500.000	1.0	0.015	0.058	0.817
353.553	1.5	0.016	0.062	0.879
250.000	2.0	0.035	0.135	1.014
176.777	2.5	0.137	0.528	1.542
125.000	3.0	0.658	2.537	4.078
88.388	3.5	1.695	6.534	10.613
62.500	4.0	2.674	10.308	20.921
31.250	5.0	7.008	27.017	47.937
15.625	6.0	6.116	23.578	71.515
7.812	7.0	1.572	6.058	77.574
3.906	8.0	1.444	5.567	83.141
1.953	9.0	0.849	3.275	86.416
< 1.953	> 9.0	3.524	13.584	100.000

% < 4 phi = 79.079
 % > 1 phi = 0.759
 % gravel = 0.420
 % sand = 20.500
 % silt = 62.220
 % clay = 16.859

Sample Statistics

Median	Mean	Dispersion	Skewness
phi microns	phi microns		
5.087 29.41	6.012 15.50	2.251	0.411

5th percentile = 3.071
 16th percentile = 3.761
 50th percentile = 5.087
 84th percentile = 8.262
 95th percentile = .
 *** 95th percentile not reached ***

Weston Solutions, Inc.
 2433 Impala Dr.
 Carlsbad, CA 92010

GRAIN SIZE ANALYSIS

Contract Number/Name: Marina Del Rey
 Contact person: Dan McCoy
 Date of analysis: 11Oct07
 Date of report: 17Oct07
 Analysis method: Sieve/pipette (Plumb, 1981)
 Sample Identification: B070920.29
 Client Sample Name: H-2 BOTTOM
 Total sample weight: 26.519 grams

Size	Phi	Weight	Percent	Cumulative
Microns		grams		Percent
2000.000	-1.0	0.006	0.023	0.023
1414.214	-0.5	0.044	0.166	0.189
1000.000	0.0	0.019	0.072	0.260
707.107	0.5	0.029	0.109	0.370
500.000	1.0	0.014	0.053	0.422
353.553	1.5	0.048	0.181	0.603
250.000	2.0	0.027	0.102	0.705
176.777	2.5	0.115	0.434	1.139
125.000	3.0	0.721	2.719	3.858
88.388	3.5	2.628	9.910	13.767
62.500	4.0	4.096	15.445	29.213
31.250	5.0	7.773	29.310	58.523
15.625	6.0	4.672	17.618	76.141
7.812	7.0	1.869	7.047	83.188
3.906	8.0	0.765	2.883	86.071
1.953	9.0	0.510	1.922	87.993
< 1.953	> 9.0	3.184	12.007	100.000

% < 4 phi = 70.787
 % > 1 phi = 0.370
 % gravel = 0.023
 % sand = 29.190
 % silt = 56.859
 % clay = 13.929

Sample Statistics

Median		Mean		Dispersion	Skewness
phi	microns	phi	microns		
4.709	38.23	5.427	23.25	1.855	0.387

5th percentile = 3.058
 16th percentile = 3.572
 50th percentile = 4.709
 84th percentile = 7.282
 95th percentile = .
 *** 95th percentile not reached ***

Weston Solutions, Inc.
 2433 Impala Dr.
 Carlsbad, CA 92010



- 2433 Impala Drive • Carlsbad, CA 92008 • (760) 931-8081, FAX 931-1580
- 98 Main St., Ste. #428 • Tiburon, CA 94920 • (415) 435-1847, FAX 435-0479
- 1440 Broadway, Ste. 908 • Oakland, CA 94612 • (510) 808-0302, FAX 891-9710
- 152 Sunset View Lane • Sequim, WA 98382 • (360) 582-1758, FAX 582-1679
- 4729 NE View Drive • Port Gamble, WA 98364 • (360) 297-6903, FAX 297-6905

CHAIN OF CUSTODY

DATE 9/19/07 PAGE 1 OF 1

PROJECT NAME/SURVEY / PROJECT NUMBER		PROJECT MANAGER		ADDRESS		PHONE/FAX		SAMPLE ID.		DATE		TIME		MATRIX		INITIALS		NUMBER & TYPE OF CONTAINERS		ANALYSIS/TEST REQUESTED		PRESERVED HOW/ COMMENTS		SAMPLE TEMP UPON RECEIPT		WESTON LAB ID			
ADP - Airport de Rey		Sally Hushcraft		Weston		As Above		H-2		9/19/07		1945		Sob		WA		6000 SAE		Cham		Ice							
MC-2								MC-2		9-17-07		1730																	
MC-1								MC-1		9-18-07		0750																	
MC-3								MC-3		9-18-07		0750																	
E-1								E-1		9-18-07		0750																	
C-2								C-2		9-18-07		1417																	
B-2								B-2		9-18-07		1500																	
MC-4								MC-4		9-18-07		1530																	

SPECIAL INSTRUCTIONS/COMMENTS:

SHIPPING: Shipping VIA: Arbill No. **SAMPLE CONDITION UPON RECEIPT (FOR WESTON USE ONLY):**

RELINQUISHED BY <u>Weston</u>	RECEIVED BY <u>Weston</u>	RELINQUISHED BY	RECEIVED BY	RELINQUISHED BY	RECEIVED BY
Signature <u>Weston</u>	Signature <u>Weston</u>	Signature	Signature	Signature	Signature
Firm <u>Weston</u>	Firm <u>Weston</u>	Firm	Firm	Firm	Firm
Date/Time <u>9/19/07 0825</u>	Date/Time <u>9/19/07 0825</u>	Date/Time	Date/Time	Date/Time	Date/Time

WHITE - return to originator • YELLOW - lab • PINK - retained by originator



- 2433 Impala Drive • Carlsbad, CA 92008 • (760) 931-8081, FAX 931-1580
- 98 Main St., Ste. #428 • Tiburon, CA 94920 • (415) 435-1847, FAX 435-0479
- 1440 Broadway, Ste. 908 • Oakland, CA 94612 • (510) 808-0302, FAX 891-9710
- 152 Sunset View Lane • Sequim, WA 98382 • (360) 582-1758, FAX 582-1679
- 4729 NE View Drive • Port Gamble, WA 98364 • (360) 297-6903, FAX 297-6905

CHAIN OF CUSTODY

13675

DATE 9/20/07 PAGE 1 OF 1

PROJECT NAME / SURVEY / PROJECT NUMBER
Hydro - Marina SW Bay

PROJECT MANAGER
Shelley Anderson

COMPANY
Weston

ADDRESS

PHONE/FAX

SAMPLE I.D. DATE TIME MATRIX INITIALS

SAMPLE I.D.	DATE	TIME	MATRIX	INITIALS
E-3	9/20/07	0800	Ses	BA
E-4		0845		
D-3		0945		
S-2		1015		

NUMBER & TYPE OF CONTAINERS

Chem Andose
 Benthic SR
 BENTHIC INFAUNA

ANALYSIS/TEST REQUESTED

PRESERVED HOW/ COMMENTS

SAMPLE TEMP UPON RECEIPT

WESTON LAB ID

FOR WESTON USE ONLY

SPECIAL INSTRUCTIONS/COMMENTS:

SHIPPING:

Shipping VIA:

RELINQUISHED BY
[Signature]

RECEIVED BY
[Signature]

RELINQUISHED BY

RECEIVED BY

RELINQUISHED BY

RECEIVED BY

Signature
[Signature]

Signature
[Signature]

Signature

Signature

Signature

Signature

Firm
Weston

Firm
Weston

Firm

Firm

Firm

Firm

Date/Time

Date/Time

Date/Time

Date/Time

Date/Time

Date/Time

WHITE - return to originator • YELLOW - lab • PINK - retained by originator

SAMPLE CONDITION UPON RECEIPT (FOR WESTON USE ONLY)



- 2433 Impala Drive • Carlsbad, CA 92008 • (760) 931-8081, FAX 931-1580
- 98 Main St., Ste. #428 • Tiburon, CA 94920 • (415) 435-1847, FAX 435-0479
- 1440 Broadway, Ste. 908 • Oakland, CA 94612 • (510) 808-0302, FAX 891-9710
- 152 Sunset View Lane • Sequim, WA 98382 • (360) 582-1758, FAX 582-1679
- 4729 NE View Drive • Port Gamble, WA 98364 • (360) 297-6903, FAX 297-6905

CHAIN OF CUSTODY
13692

DATE 9/18/07 PAGE 1 OF 2

PROJECT NAME / SURVEY / PROJECT NUMBER: MARINA DEL REY SED. CHAZ.

PROJECT MANAGER: SHERRY ANKHERN

COMPANY: WESTON

ADDRESS: SEE ABOVE

PHONE/FAX: " "

SAMPLE ID.	DATE	TIME	MATRIX	INITIALS	NUMBER & TYPE OF CONTAINERS	ANALYSIS/TEST REQUESTED	PRESERVED HOW/ COMMENTS	SAMPLE TEMP UPON RECEIPT	WESTON LAB ID.
E-1 Bottom	9/18/07	14:00	SEDIMENT	JM	1 Bag	GRAIN SIZE	ICE		
E-2 Top	9/18/07	14:45							
MC-5 Bottom	9/18/07	08:15							
MC-2 Bottom	9/17/07	17:00							
E-2 Bottom	9/18/07	14:45							
E-3 Top	9/18/07	16:00							
MC-1 Top	9/18/07	10:00							
MC-1 Bottom	9/18/07	10:00							
E-4 Bottom	9/18/07	17:00							
E-1 Bottom	9/18/07	11:20							
E-3 Bottom	9/15/07	16:00							
E-1 Top	9/18/07	14:00							
E-4 Top	9/18/07	17:00							
E-1 Top	9/18/07	11:20							
MC-3 Top	9/17/07	14:00							

SPECIAL INSTRUCTIONS/COMMENTS: SAMPLED BY: D. McLOY, C. CLARK, B. ANGLE, K. MARRS

SHIPPING: SAMPLED BY: D. McLOY, C. CLARK, B. ANGLE, K. MARRS

Shipping Via: RECEIVED BY

RELINQUISHED BY: WESTON RECEIVED BY: WESTON

Signature: WESTON Signature: WESTON

Firm: 9/18/07 19:00 Firm: 9/18/07 19:00

WHITE - return to originator • YELLOW - lab • PINK - retained by originator



- 2433 Impala Drive • Carlsbad, CA 92208 • (760) 931-8081, FAX 931-1580
- 98 Main St., Ste. #428 • Tiburon, CA 94920 • (415) 435-1847, FAX 435-0479
- 1440 Broadway, Ste. 908 • Oakland, CA 94612 • (510) 808-0302, FAX 891-9710
- 152 Sunset View Lane • Sequim, WA 98382 • (360) 582-1758, FAX 582-1679
- 4729 NE View Drive • Port Gamble, WA 98364 • (360) 297-6903, FAX 297-6905

CHAIN OF CUSTODY
13693

DATE 9/18/07 PAGE 2 OF 2

PROJECT NAME / SURVEY / PROJECT NUMBER: **MARLIN DEL REY CHR.**
 PROJECT MANAGER: **SHELLY ANCHERRA**
 COMPANY: **WESTON**
 ADDRESS: **SEE ABOVE**
 PHONE/FAX: **11**

SAMPLE I.D.	DATE	TIME	MATRIX	INITIALS	NUMBER & TYPE OF CONTAINERS	ANALYSIS/TEST REQUESTED	PRESERVED HOW/ COMMENTS	SAMPLE TEMP UPON RECEIPT	WESTON LAB ID
MC-5 TOP	9/18/07	08:15	SEDIMENT	DJ	1 Btl	GRMN SIZE	ICE		
MC-3 BOTTOM	9/18/07	14:00							
MC-4 TOP	9/18/07	15:30							
MC-4 BOTTOM	9/18/07	15:30							
MC-2 TOP	9/18/07	17:00							

SPECIAL INSTRUCTIONS/COMMENTS:

SAMPLED BY: **D. MCCOY, C. CLARK, B. CLARKE, K. MAERIS**

SAMPLE CONDITION UPON RECEIPT (FOR WESTON USE ONLY):

Shipping Via: _____		Airbill No: _____	
RELINQUISHED BY <i>[Signature]</i>	RECEIVED BY <i>[Signature]</i>	RELINQUISHED BY <i>[Signature]</i>	RECEIVED BY <i>[Signature]</i>
Signature: WESTON	Signature: WESTON	Signature: WESTON	Signature: WESTON
Firm: WESTON	Firm: WESTON	Firm: WESTON	Firm: WESTON
Date/Time: 9/18/07 19:00	Date/Time: 9/18/07 19:00	Date/Time: 9-19-07 / 0825	Date/Time: 9/15/07 0825

WHITE - return to originator • YELLOW - lab • PINK - retained by originator



- 2433 Impala Drive • Carlsbad, CA 92008 • (760) 931-8081, FAX 931-1580
- 96 Main St., Ste. #428 • Tburon, CA 94920 • (415) 435-1847, FAX 435-0479
- 1440 Broadway, Ste. 908 • Oakland, CA 94612 • (510) 808-0302, FAX 891-9710
- 152 Sunset View Lane • Sequim, WA 98382 • (360) 582-1758, FAX 582-1679
- 4729 NE View Drive • Port Gamble, WA 98364 • (360) 297-6903, FAX 297-6905

CHAIN OF CUSTODY
 14080
 DATE 9/20/07 PAGE 1 OF 2

PROJECT NAME / SURVEY / PROJECT NUMBER: Marina Del Rey Sediment Characterization
 PROJECT MANAGER: Shelly Angerer
 COMPANY: Weston Solutions
 ADDRESS: see above
 PHONE/FAX: see above

SAMPLE I.D.	DATE	TIME	MATRIX	INITIALS	NUMBER & TYPE OF CONTAINERS	PRESERVED HOW/ COMMENTS	SAMPLE TEMP UPON RECEIPT	WESTON LAB ID
A-1 TDP	9/20/07	11:20	sediment	DM	1 bag	Ice		
A-1 Bottom		11:20						
A-2 TDP		10:10						
G-1 TDP		09:00						
G-1 Bottom		09:00						
G-2 TDP		07:56						
G-2 Bottom		07:50						
H-1 TDP		12:15						
H-1 Bottom		12:15						
B-1 TDP	9/19/07	14:15						
B-1 Bottom		14:15						
B-2 TDP		15:30						
B-2 Bottom		15:30						
C-1 TDP	9/19/09	11:20						
C-1 Bottom	9/19/09	11:20						

SPECIAL INSTRUCTIONS/COMMENTS: Sampled by D. Macey, C. Clark, B. Clarke

SHIPPING: Sampled by D. Macey, C. Clark, B. Clarke

Shipping Via: _____ Airbill No: _____

RELINQUISHED BY	SIGNATURE	DATE/TIME	RECEIVED BY	SIGNATURE	DATE/TIME	RELINQUISHED BY	SIGNATURE	DATE/TIME	RECEIVED BY	SIGNATURE	DATE/TIME
	<u>[Signature]</u>	<u>9/20/07 16:30</u>		<u>[Signature]</u>							

WHITE - return to originator • YELLOW - lab • PINK - retained by originator



- 2433 Impala Drive • Carlsbad, CA 92008 • (760) 931-8081, FAX 931-1580
- 98 Main St., Ste. #428 • Tiburon, CA 94920 • (415) 435-1847, FAX 435-0479
- 1440 Broadway, Ste. 908 • Oakland, CA 94612 • (510) 808-0302, FAX 891-9710
- 152 Sunset View Lane • Sequim, WA 98382 • (360) 582-1758, FAX 582-1679
- 4729 NE View Drive • Port Gamble, WA 98364 • (360) 297-6903, FAX 297-6905

DATE 9/20/07 PAGE 2 OF 2

CHAIN OF CUSTODY
14081

PROJECT NAME / SURVEY / PROJECT NUMBER
Marina Del Rey Sediment Macrofauna

PROJECT MANAGER
Shelly Angera

COMPANY
Weston

ADDRESS
— see above —

PHONE/FAX
— see above —

SAMPLE ID.	DATE	TIME	MATRIX	INITIALS	NUMBER & TYPE OF CONTAINERS	ANALYSIS/TEST REQUESTED	PRESERVED HOW/ COMMENTS	SAMPLE TEMP UPON RECEIPT	WESTON LAB ID
C-2 Top	9/19/07	1320	Sediment	DM	1 bag	Grain Size			
C-2 Bottom	9/19/07	1320							
D-1 Top	9/19/07	0815							
D-1 Bottom	9/19/07	0815							
D-2 Top	9/19/07	0910							
D-2 Bottom	9/19/07	0910							
D-3 Bottom	9/19/07	1010							
D-3 Top	9/19/07	1010							
H-2 Top	9/19/07	1045							
H-2 Bottom	9/19/07	1045							

SPECIAL INSTRUCTIONS/COMMENTS:

SHIPPING: Sampled by D. McCoy, C. Clark, B. Clarke

SAMPLE CONDITION UPON RECEIPT (FOR WESTON USE ONLY):

Shipping Via: RELINQUISHED BY Signature WESTON Date/Time 9/20/07 16:30	Arbill No.:	RECEIVED BY Signature Weston Date/Time 9/20/07 16:30	RELINQUISHED BY Signature	RECEIVED BY Signature	RELINQUISHED BY Signature	RECEIVED BY Signature
---	-------------	--	------------------------------	--------------------------	------------------------------	--------------------------

WHITE - return to originator • YELLOW - lab • PINK - retained by originator