



***Los Angeles County***  
**Sheriff's Department**



**Department Compliance with Rosas Implementation Plan**

***Rosas, et al. v. Los Angeles County Sheriff***

**Alex Villanueva**  
**Sheriff**



# *Los Angeles County Jails*

## Discussion Points



- Implementation Plan
- Status of Compliance
- Training on Use of Force Policy
- Use of Force Statistics and Trends
- Department Use of Force Policy Violations
- Inmate Grievances



# *Los Angeles County Jails Panel's Fifth Report*



As reflected in the Panel's Fifth Report, (Page 5, Paragraph 1),

*"... we (Panel) noted that the staff culture in the jails had changed and Department members were not using force to punish or retaliate against inmates or force that resulted in severe injuries. During a site visit in November (2018), the Panel did not observe anything that caused any concerns regarding the staff culture or the use of force by Department members."*



# *Los Angeles County Jails* Implementation



- Implementation Plan contains 104 Provisions
  - Rosas Panel certified LASD has implemented all of the 104 substantive provisions
- Use of Force Policies Implemented on December 1, 2015
- July 2018 – Rosas Monitors began assessing compliance on second quarter of 2018
- Panel's Fifth Report – filed on May 31, 2019



# Los Angeles County Jails Status of Compliance



## Assessment Results

<u>Status</u>	<u>Administrative</u>	<u>Use of Force</u>	<u>Training</u>	<u>Force Reporting/ Investigation</u>	<u>Grievances</u>	<u>Restraints</u>	<u>Early Warning System</u>	<u>Total</u>	
Compliant	9	5	9	6	21	2	1	53	
Non-Compliant	0	16	2	16	3	0	2	39	
Unable to Assess	0	4	0	2	0	6	0	12	
									104

*\*Based on Panel's Fifth Report filed on May 31, 2019.*



# Los Angeles County Jails

## Use of Force Training



### Custody Force Training Statistics

**\*\*\*\*All use of force training provisions are currently substantially compliant\*\*\*\***

Title of Class	Date	Personnel	Personnel Trained 2019**	% Complete for Basin Facilities Only***
	Approved by Monitors	Trained 2018**		
Custody Division Force Policy	11/10/16	4324	1043	Initial Training Completed
Custody Division Force Policy Refresher* (initial training of current personnel)	11/9/17	1230	1460	96%
Ethics	5/1/15	5306	476	Initial Training Completed
Ethics Refresher*	9/14/17	1264	553	95%
Crisis Intervention and Conflict Resolution (DeVRT)	1/25/16	3234	383	Initial Training Completed
Crisis Intervention and Conflict Resolution (DeVRT) Refresher*	11/30/17	1213	794	96%
Use of Force Investigations for Supervisors Refresher*	2/24/17	407	65	91%

\*Refresher classes are on-going training with personnel (Deputies and Custody Assistants) having different expiration dates on refresher training. Refresher classes were not approved until 2017.

\*\*Data represents division wide totals - Data current as of April 2019, verified by Custody Administration-Training and Standards Bureau

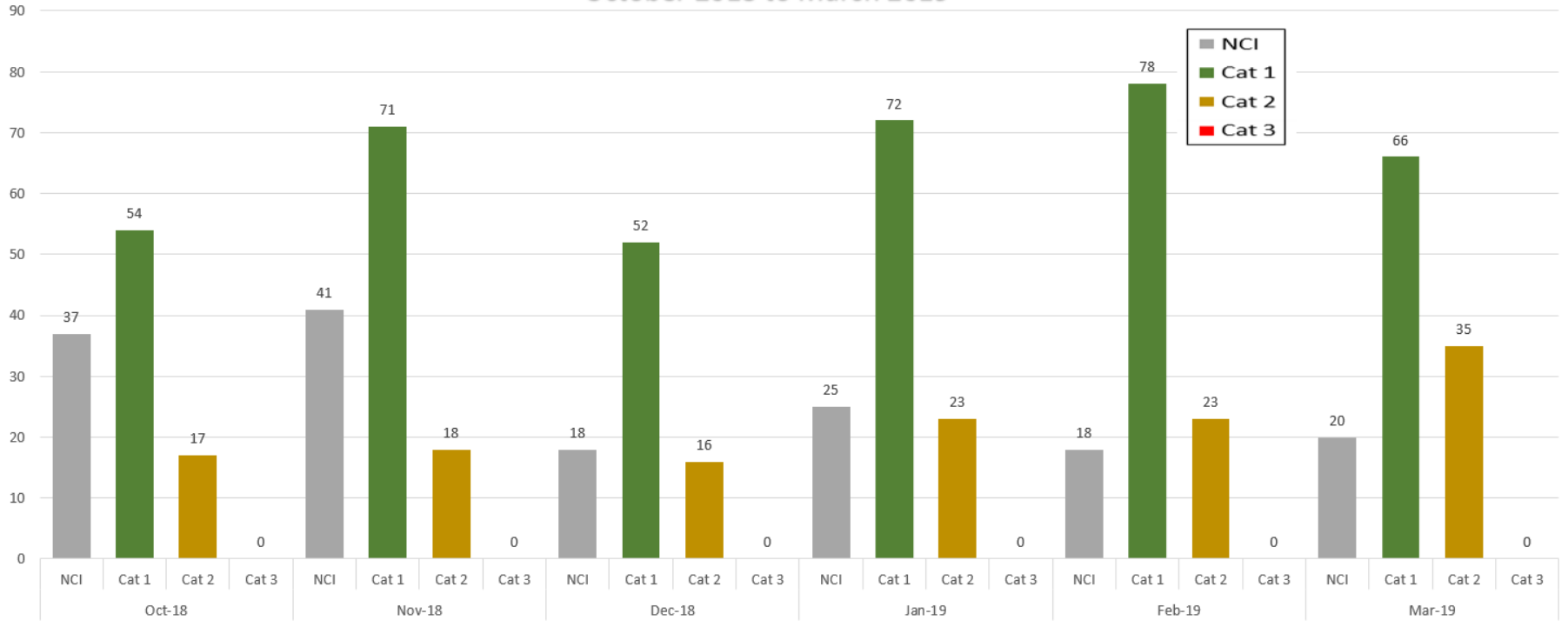
\*\*\*Percentages are based on CCSB self-assessment data from 4<sup>th</sup> Quarter 2018



# Los Angeles County Jails Use of Force Statistics



**Use of Force Statistics and Trends**  
Use of Force Totals  
October 2018 to March 2019



\*The information contained in this spreadsheet may be updated during the course of the investigation and is subject to change

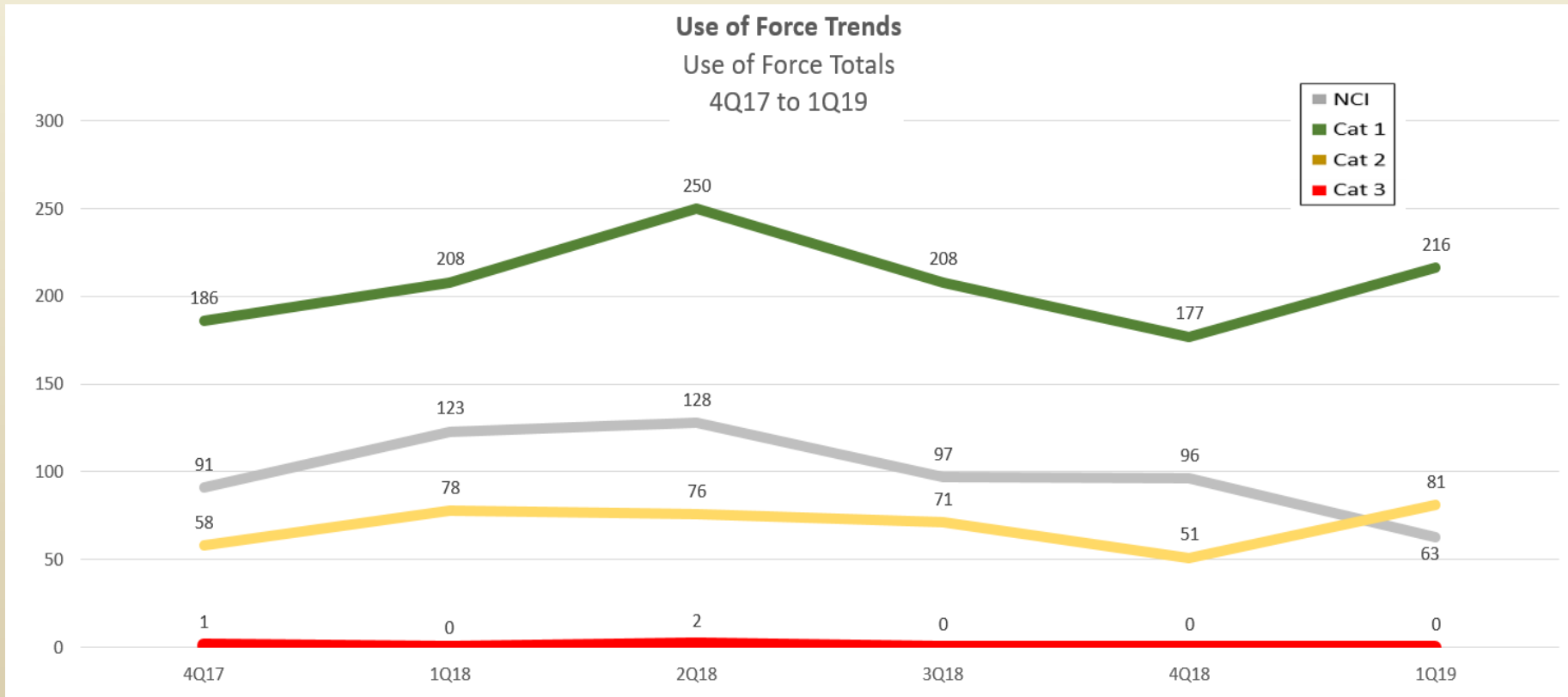
\*\*Based on the eLOTS Monthly Force By Category report which was generated on 4/11/19

- **6-month data comparison from 6 months prior:**  
(April 2018 to September 2018) vs. (October 2018 to March 2019)

- NCI = 228 vs. 159 (-30.25%)
- Category 1 = 460 vs. 393 (-14.30%)
- Category 2 = 147 vs. 132 (-10.20%)
- Category 3 = 1 vs. 0 (No Comparison)



# Los Angeles County Jails Use of Force Trends



\*The information contained in this spreadsheet may be updated during the course of the investigation and is subject to change

\*\*Based on the eLOTS Monthly Force By Category report which was generated on 4/11/19

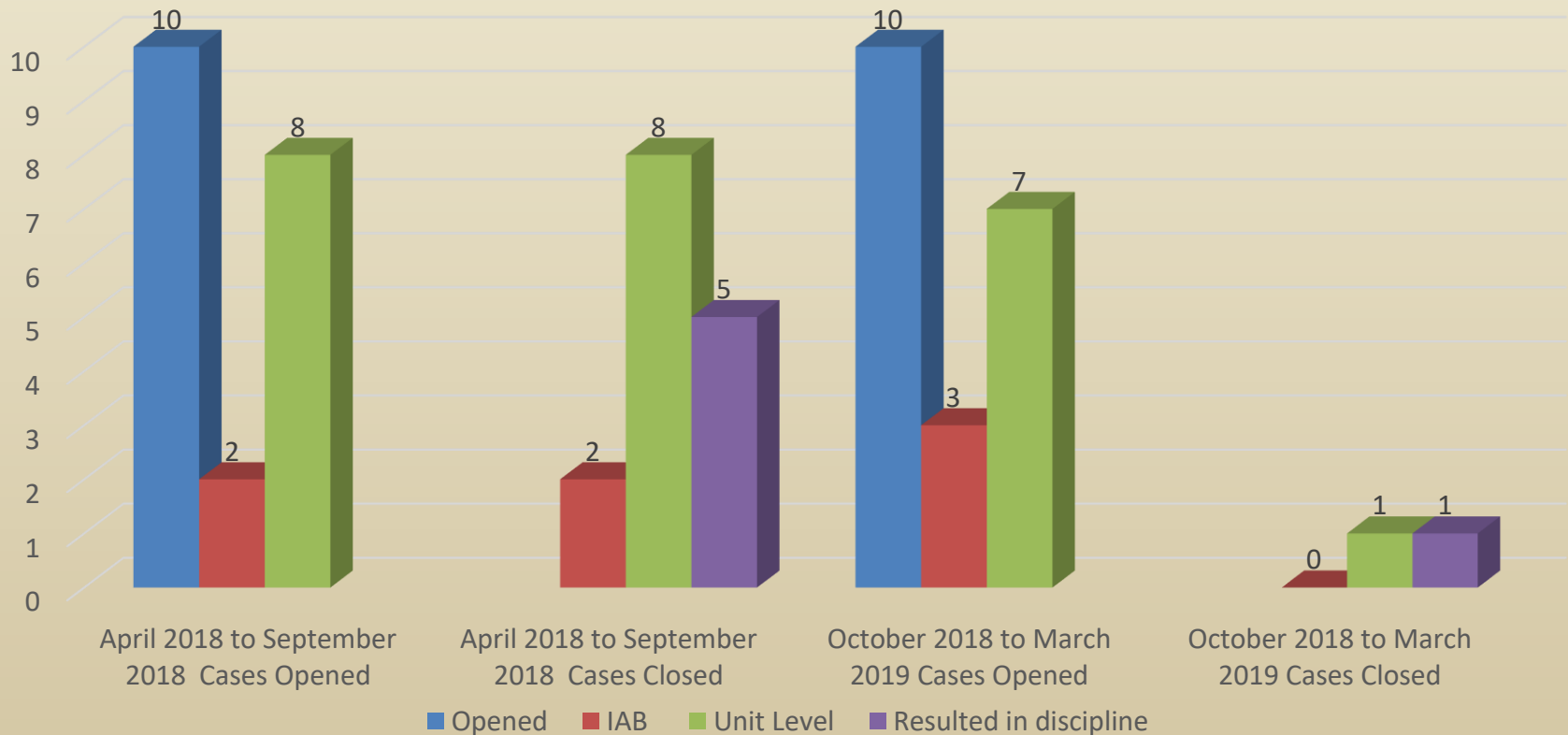




# Los Angeles County Jails Administrative Investigations Use of Force



## Administrative Investigations





# *Los Angeles County Jails*

## *Inmate Grievances\**



- Electronic system to track inmate grievances
- Responsiveness
- Volume of Grievances (Custody Division)
  - 2018: 23,383 total grievances
    - 3,364 grievances against staff (14.38% of Division Total)
- Continued Progress
  - Routinely schedule detailed statistical analysis and auditing to identify trends, patterns, and areas to that may need improvement reported to Custody Division executives
  - iPads for Inmate Requests
    - Over 3.5 million requests in 2018
  - iPads for Inmate Grievances in the future