

POTENTIAL PARKS FUNDING MEASURE
EXPENDITURE PLAN





THE CURRENT FUNDING MECHANISM



IN 1992 AND 1996, LOS ANGELES COUNTY VOTERS APPROVED PROPOSITION A, INCLUDING A TAX ON REAL ESTATE, CREATING THE REGIONAL PARK AND OPEN SPACE DISTRICT (RPOSD), along with...

25+

**YEARS OF DEDICATED LOCAL
GRANT FUNDING TO PROTECT
AND MAINTAIN...**



NEIGHBORHOOD PARKS



OUTDOOR SPACES



**WATER RESOURCES
& BEACHES**

EXISTING TAX TO FUND
GRANT PROJECTS IN
OUR PARKS WILL END IN

2019





4095

POTENTIAL FUNDING MEASURE



WHAT WILL THE POTENTIAL LOCAL FUNDING MEASURE DO?

Renew

expiring, dedicated
local funding



Create **SAFE**

play areas
and *reduce* gang
activity



Protect local water *resources*



Create and maintain neighborhood and city **parks**



HOW MUCH REVENUE WILL THE TAX GENERATE?

if the rate is...

\$0.05 PER SQUARE FOOT (SF) OF
DEVELOPED PROPERTY
PER YEAR



\$309,000,000 ANNUALLY



SAMPLE PROPERTY TAX

For example, if you have a 1,500 SF house, your annual tax at \$0.05/SF will be \$75/year.*



***Exemptions** available for *low income seniors*.



HOW MUCH REVENUE WILL THE TAX GENERATE?

if the rate is...

\$0.03

**PER SQUARE FOOT (SF) OF
DEVELOPED PROPERTY
PER YEAR**



\$189,000,000 ANNUALLY



SAMPLE PROPERTY TAX

For example, if you have a 1,500 SF house, your annual tax at \$0.03/SF will be \$45/year.*



***Exemptions** available for *low income seniors*.



REVENUE EXPENDITURE AND IMPLEMENTATION

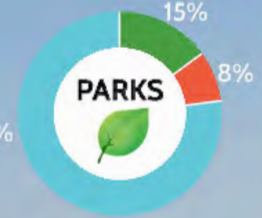
77% of revenue will be used for Projects prioritizing those identified in the NEEDS ASSESSMENT

15% of revenue will be set aside for Maintenance and Servicing of grant funded projects.

Remaining 8% will be made available for Program Implementation, Innovation, and Oversight.



77%




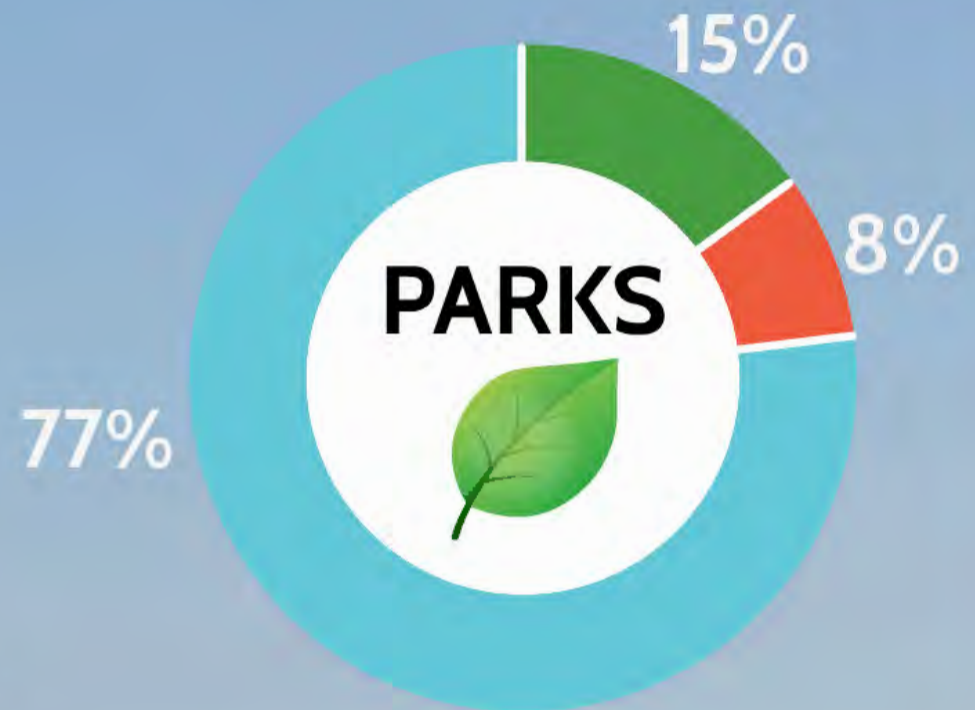


EXPENDITURE & IMPLEMENTATION PLAN



REVENUE EXPENDITURE AND IMPLEMENTATION

- 77% of revenue will be used for **Projects** prioritizing those identified in the **NEEDS ASSESSMENT**.
- 15% of revenue will be set aside for **Maintenance and Servicing** of grant funded projects.
- Remaining 8% will be made available for **Program Implementation, Innovation, and Oversight**.



GRANT FUNDING FOR PROJECTS



27% -

COMMUNITY BASED PARK
INVESTMENT PROGRAM



15.4% -

SAFE PARKS, REPAIRS AND
UPGRADES, HEALTHY
COMMUNITIES, URBAN
GREENING PROGRAM



15.4% -

PROTECTING OPEN SPACES,
BEACHES AND WATERSHED
PROGRAM



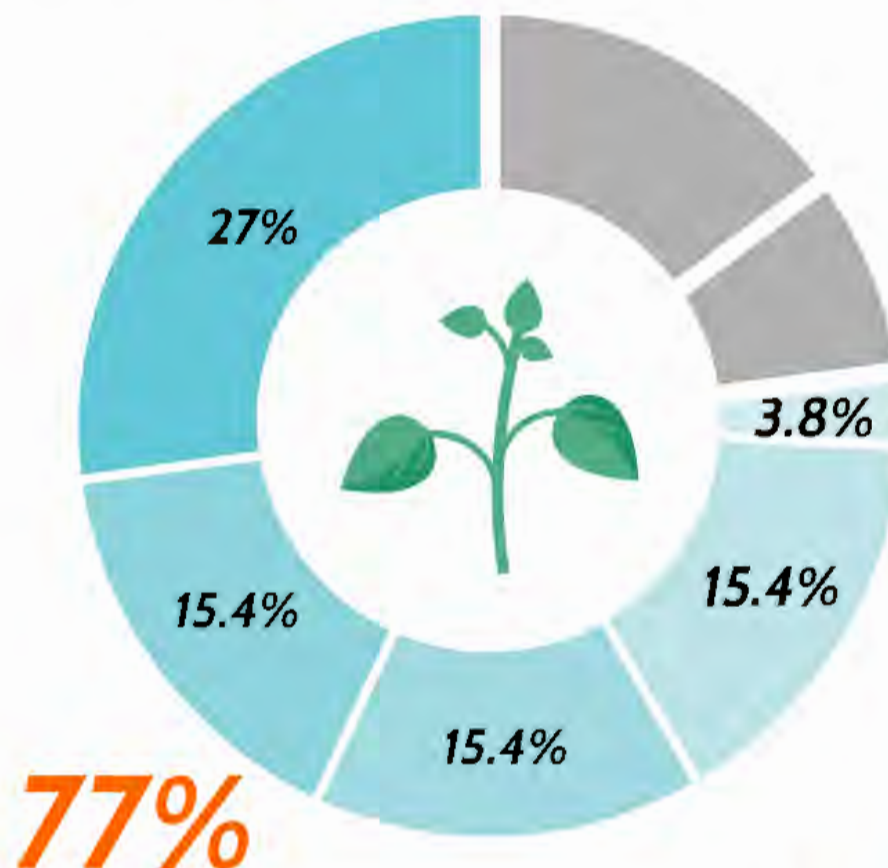
15.4% -

REGIONAL RECREATIONAL
FACILITIES, TRAIL AND
ACCESSIBILITY PROGRAM



3.8% -



YOUTH AND VETERAN
TRAINING AND PLACEMENT
OPPORTUNITIES PROGRAM

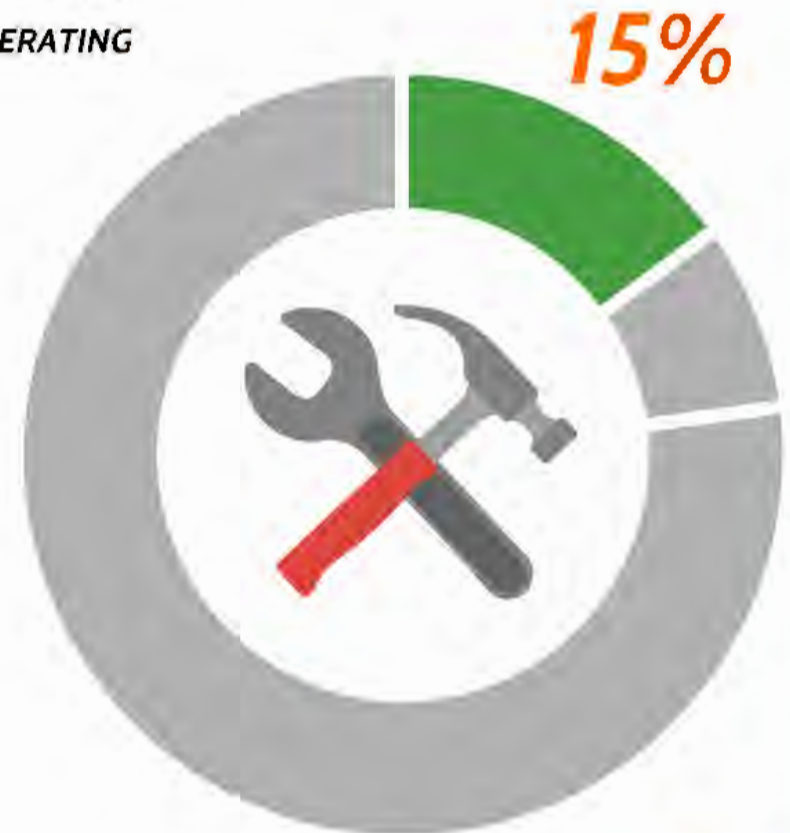


MAINTENANCE & SERVICING

FUNDS DIRECTLY TO CITIES, COUNTY DEPARTMENTS, LOCAL AGENCIES AND NON-PROFITS, THROUGH AN ADMINISTRATIVE PROCESS FROM THE RPOSD.

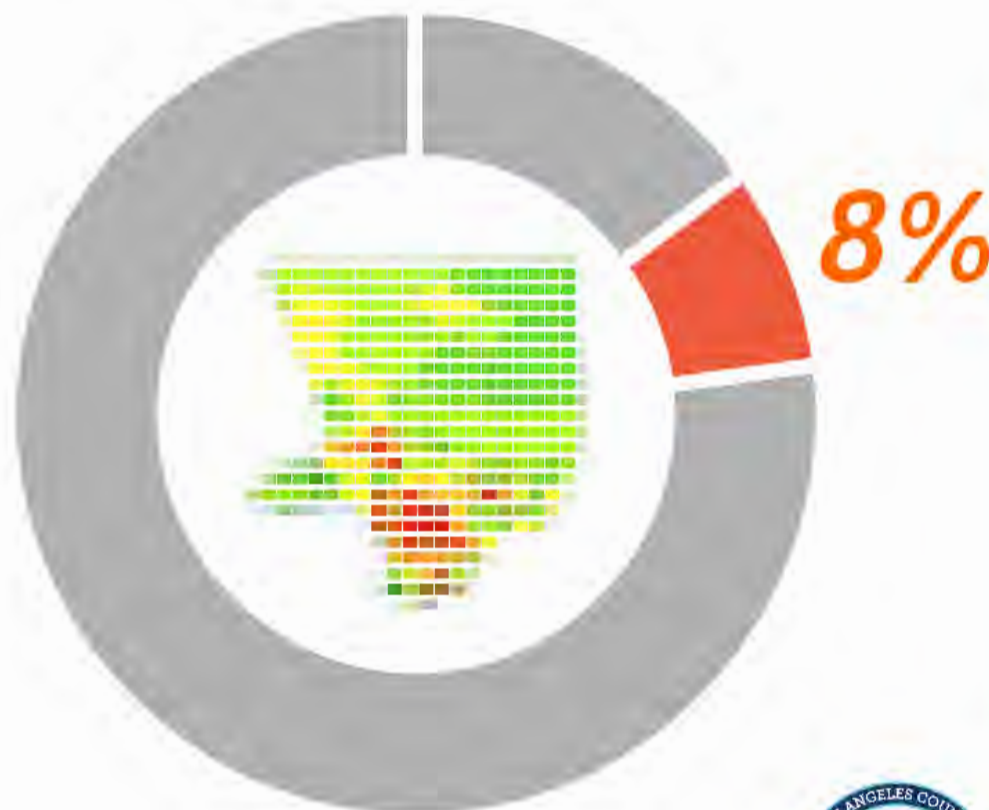
THESE FUNDS OFFSET INCREASED COSTS OF MAINTAINING AND OPERATING GRANT-FUNDED PROJECTS.

-  **51% - CITIES**
-  **29% - COUNTY DEPARTMENTS**
-  **20% - LOCAL AGENCIES & COMMUNITY BASED ORGANIZATIONS**






PROGRAM IMPLEMENTATION, INNOVATION, & OVERSIGHT

- ✓ ***STRATEGIC PLANNING***
- ✓ ***TECHNICAL ASSISTANCE***
- ✓ ***NEEDS ASSESSMENT UPDATES***
- ✓ ***INNOVATIVE ELECTRONIC
TECHNOLOGIES***
- ✓ ***OPERATIONS OF THE RPOSD***







POTENTIAL PARKS FUNDING MEASURE
EXPENDITURE PLAN



POTENTIAL FUNDING MEASURE