



design | service | solutions

Ismael Lopez  
Planning Division  
County of Los Angeles  
Department of Beaches and Harbors  
13837 Fiji Way  
Marina del Rey, CA 90292

Attention: Design Control Board

Re: Marina del Rey Psychic at 13755 Fiji Way, Marina Del Ray. CA 90292

Dear Mr. Lopez,

The following is a detailed project description with a request for review by the Design Control Board of Los Angeles County Dept. of Beach and Harbors. We at Signs Now, are submitting the following plans that will show our client's Marina del Rey Psychic new signage. There are currently no existing signs at the location.

The 4' x 5' (20 Square foot) Sign (Located on the Side of the Building to the Left of the stairs) referred to on page 1, is a Fluorescent Tube, Internally Illuminated, Sign Box constructed of: .040 Aluminum with a 3/16" Clear Lexan Face covered with digitally printed Vinyl (Royal Blue with White Lettering bordered by Gold and then Black Edge, see page 5). The Returns of the Sign Box are also covered in a Faux Gold Leaf Vinyl. (see Page 4)

Thanks for your time in reviewing our request.

Sincerely,

Adam Wodka  
Signs Now, Marina del Rey

FRONT ELEVATION



Sign is intended to be installed in accordance with the requirements of article 600 of the national electrical code and / or other applicable local codes, This includes proper grounding and bonding of the sign  
All letters will have UL labels attached

SIGN AREA CALCULATION  
4'X5'= 20 SQ. FT.

SPECIFICATIONS

**RETURNS**  
.040 Aluminum laminated with high performance Gold Leaf exterior vinyl

**FACES**  
3/16" Lexan face laminated with digital print. Print is laminated with clear coat.

ELECTRICAL SPECIFICATIONS

**SECONDARY**  
x 4 - T12 daylight florescent tubes 4'  
Signa Electronic Ballast. Universal input Voltage (120 through 277 Volts, 50/60 Hz)

COLOR SPECIFICATIONS

- Pantone 276 C
- Pantone 875 C
- Black
- 3/16" White Lexan



4200 S. Lincoln Blvd.  
Marina del Rey, Ca 90292  
Phone: 310-577-0300  
Fax: 310-577-0344

Project:  
Marina Del Rey Psychic

Address:  
13755 Fiji Way  
Marina del rey, CA 90292

Dates / Revisions:	
Completed on	08-29-12
1	JA 09-04-12
2	JA 09-04-12

Scale: AS NOTED, ELSE N.T.S.

Designer:

Salesperson:

Approvals:

Client: \_\_\_\_\_  
X \_\_\_\_\_  
Architect: \_\_\_\_\_  
X \_\_\_\_\_  
Landlord: \_\_\_\_\_  
X \_\_\_\_\_  
Project Manager: \_\_\_\_\_  
X \_\_\_\_\_

This is an original unpublished drawing created by Signs Now. It is submitted for your approval. It is not to be shown to anyone outside of your organization, nor is it to be reproduced, copied or exhibited in any fashion. The changing of colors, sizes, materials or illumination method does not alter the design. Ownership of this design is held by Signs Now. Authorization to use this design in any fashion must be obtained in writing from Global Sign Systems.

Note: The colors depicted in print here are a graphic representation. Actual colors may vary due to printers. See color specifications.

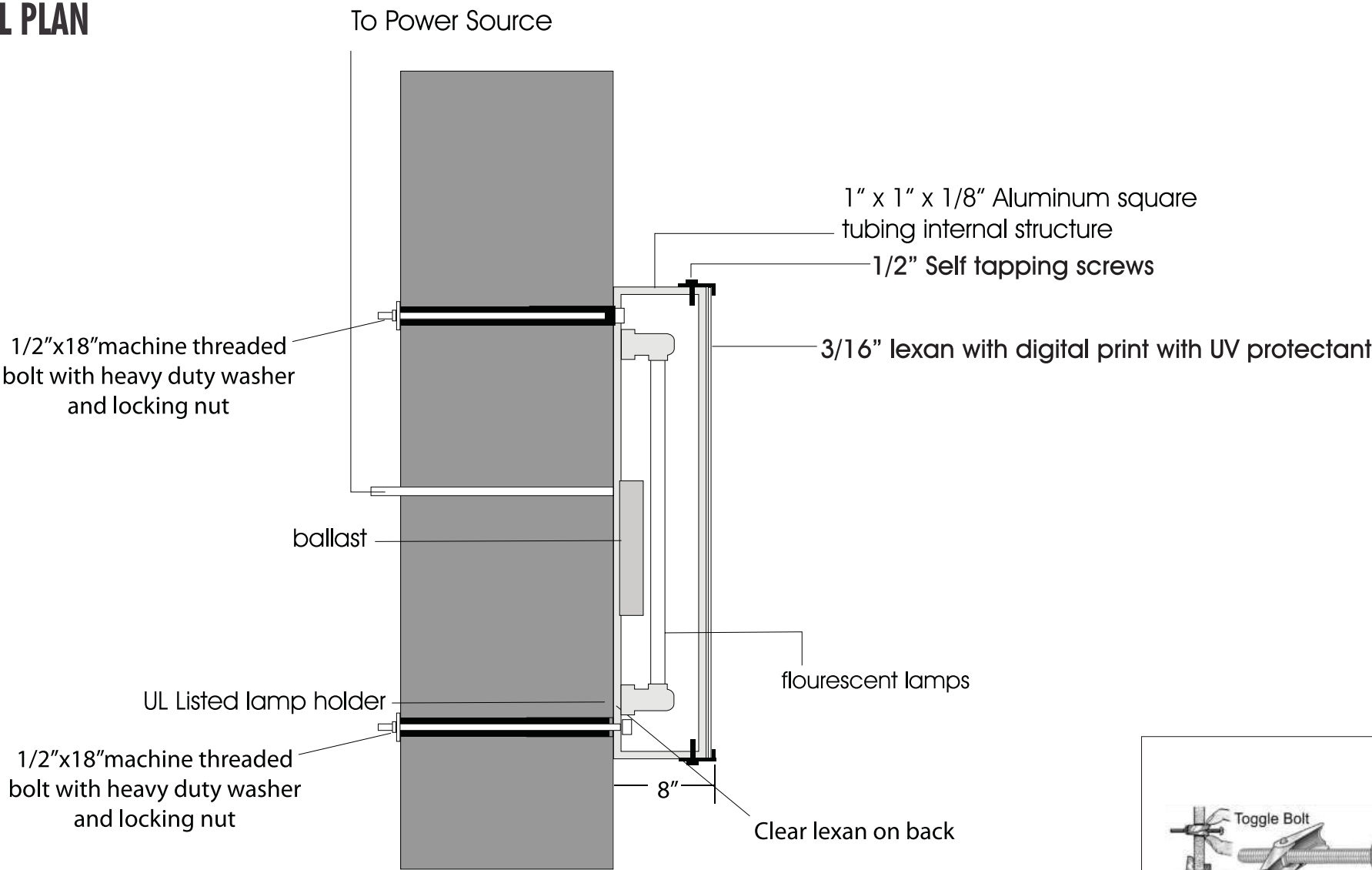
©2012 Signs Now

Page Title: -

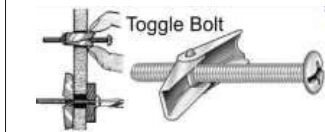
Drawing Tolerance:	Page Number: 1 OF 5
--------------------	------------------------

Design file name:  
Marina del rey Psychic

INSTALL PLAN



Sign is intended to be installed in accordance with the requirements of article 600 of the national electrical code and / or other applicable local codes, This includes proper grounding and bonding of the sign  
All letters will have UL labels attached



Toggle bolt, Hilti Pk50 3"x1/4"  
ItemToggle Bolt Anchor  
MaterialSteel  
Head TypeMushroom  
Thread Size1/4-20  
Size1/4"  
Bolt Size1/4"  
Screw Length3"  
Thread Length5-7/8"  
Usable Length4-3/8"  
Drill Size1 1/16"  
Head Dia.7/16"  
Head Height3/16"  
Wing Span1-1/2"

SPECIFICATIONS

**RETURNS**  
.040 Aluminum laminated with high performance Gold Leaf exterior vinyl

**FACES**  
3/16" Lexan face laminated with digital print. Print is laminated with clear coat.

ELECTRICAL SPECIFICATIONS

**SECONDARY**  
x 4 - T12 daylight florescent tubes 4'  
Signa Electronic Ballast. Universal input Voltage (120 through 277 Volts, 50/60 Hz)

COLOR SPECIFICATIONS

- Pantone 276 C
- Pantone 875 C
- Black
- 3/16" White Lexan

Marina Del rey Psychic Specifications

**RETURNS**  
.040 Aluminum laminated with high performance Gold Leaf exterior vinyl

**FACES**  
3/16" Lexan face laminated with digital print. Print is laminated with clear coat.



4200 S. Lincoln Blvd.  
Marina del Rey, Ca 90292  
Phone: 310-577-0300  
Fax: 310-577-0344

Project:  
Marina Del Rey Psychic

Address:  
  
13755 Fiji Way  
Marina del rey, CA 90292

Dates / Revisions:  
  
Completed on  
1  
2  
3  
4  
5  
6  
7  
8

Scale: AS NOTED, ELSE N.T.S.

Designer:

Salesperson:

Approvals:

Client:  
X  
Architect:  
X  
Landlord:  
X  
Project Manager:  
X

This is an original unpublished drawing created by Signs Now. It is submitted for your approval. It is not to be shown to anyone outside of your organization, nor is it to be reproduced, copied or exhibited in any fashion. The changing of colors, sizes, materials or illumination method does not alter the design. Ownership of this design is held by Signs Now. Authorization to use this design in any fashion must be obtained in writing from Global Sign Systems.

Note: The colors depicted in print here are a graphic representation. Actual colors may vary due to printers. See color specifications.

©2012 Signs Now

Page Title:

DrawingTolerance: Page Number:  
2 OF 5

Design file name:  
Marina del rey Psychic

PLOT PLAN



4200 S. Lincoln Blvd.  
Marina del Rey, Ca 90292  
Phone: 310-577-0300  
Fax: 310-577-0344

Project:  
Marina Del Rey Psychic

Address:  
  
13755 Fiji Way  
Marina del rey, CA 90292

Dates / Revisions:	
Completed on	08-29-12
1	JA 09-04-12
2	JA 09-04-12

Scale: AS NOTED, ELSE N.T.S.

Designer:

Salesperson:

Approvals:

Client:

X

Architect:

X

Landlord:

X

Project Manager:

X

This is an original unpublished drawing created by Signs Now. It is submitted for your approval. It is not to be shown to anyone outside of your organization, nor is it to be reproduced, copied or exhibited in any fashion. The changing of colors, sizes, materials or illumination method does not alter the design. Ownership of this design is held by Signs Now. Authorization to use this design in any fashion must be obtained in writing from Global Sign Systems.

Note: The colors depicted in print here are a graphic representation. Actual colors may vary due to printers. See color specifications.

©2012 Signs Now

Page Title:

Drawing Tolerance:	Page Number:
	3 OF 5

Design file name:


Marina del rey Psychic

A B

PLOT PLAN - MARINA DEL REY PSYCHIC INTERNALLY ILLUMINATED WALL SIGN

QTY: (1)





Project:  
Marina Del Rey Psychic

Address:  
13755 Fiji Way  
Marina del rey, CA 90292

Dates / Revisions:

Completed on



2

△

△

| 

△

 $\triangle$ 

Scale: AS NOTED, ELSE N.T.S.

Designer:

Salesperson:

Approvals:

Client:

X \_\_\_\_\_

Architect:

X \_\_\_\_\_

Landlord:

X \_\_\_\_\_

Project Manager:

X \_\_\_\_\_

This is an original unpublished drawing created by Signs Now. It is submitted for your approval. It is not to be shown to anyone outside of your organization, nor is it to be reproduced, copied or exhibited in any fashion. The changing of colors, sizes, materials or illumination method does not alter the design. Ownership of this design is held by Signs Now. Authorization to use this design in any fashion must be obtained in writing from Global Sign Systems.

Note: The colors depicted in print here are a graphic representation. Actual colors may vary due to printers. See color specifications.

©2012 Signs Now

Page Title:

Drawing Tolerance:

Page Number:  
4 OF 5

Design file name:

Marina del rey Psychic

.040 ALUMINUM



3/16" LEXAN FACE



GOLD LEAF VINYL

A	B
---	---

**SAMPLE BOARD - MARINA DEL REY PSYCHIC INTERNALLY ILLUMINATED WALL SIGN**

**QTY: (1)**


SIGN SPECIFICATION



RETURNS ARE 8" DEEP

Sign is intended to be installed in accordance with the requirements of article 600 of the national electrical code and / or other applicable local codes, This includes proper grounding and bonding of the sign  
All letters will have UL labels attached

COLOR SPECIFICATIONS

-  Pantone 276 C
-  Pantone 875 C
-  Black
-  3/16" White Lexan



4200 S. Lincoln Blvd.  
Marina del Rey, Ca 90292  
Phone: 310-577-0300  
Fax: 310-577-0344

Project:  
Marina Del Rey Psychic

Address:  
13755 Fiji Way  
Marina del rey, CA 90292

Dates / Revisions:

- 1
- 2
- 
- 
- 
- 
- 

Scale: AS NOTED, ELSE N.T.S.

Designer:

Salesperson:

Approvals:

Client:  
X  
Architect:  
X  
Landlord:  
X  
Project Manager:  
X

This is an original unpublished drawing created by Signs Now. It is submitted for your approval. It is not to be shown to anyone outside of your organization, nor is it to be reproduced, copied or exhibited in any fashion. The changing of colors, sizes, materials or illumination method does not alter the design. Ownership of this design is held by Signs Now. Authorization to use this design in any fashion must be obtained in writing from Global Sign Systems.

Note: The colors depicted in print here are a graphic representation. Actual colors may vary due to printers. See color specifications.

©2012 Signs Now

Page Title:

Drawing Tolerance:

Page Number:

5 OF 5

Design file name:

Marina del rey Psychic

A B

ELEVATION - MARINA DEL REY PSYCHIC INTERNALLY ILLUMINATED WALL SIGN

QTY: (1)

WALL SIGN

Corsiva font

5'

11"

Trajan Pro font

4'

19"

PAST

PRESENT

FUTURE



LIFE COACH

CLAIRVOYANT

LOVE SPECIALIST

3.4"

3.4"

3.4"

6"

Trajan Pro font

310-277-5683

MARINADELREYPsyCHIC.COM

2.6"

Sign is intended to be installed in accordance with the requirements of article 600 of the national electrical code and / or other applicable local codes, This includes proper grounding and bonding of the sign All letters will have UL labels attached

A B

INSTALL - HOLE IN THE WALL FRONT LIT CHANNEL LETTERS

QTY(1)

Pantone 276

Pantone 875

Black

3/16" White Lexan



4200 S. Lincoln Blvd.  
Marina del Rey, Ca 90292  
Phone: 310-577-0300  
Fax: 310-577-0344

Project:  
Marina Del Rey Psychic

Address:  
13755 Fiji way  
Marina del Rey, CA 90292

Dates / Revisions:

Completed on

1

2

3

4

5

6

7

Scale: AS NOTED, ELSE N.T.S.

Designer:

Salesperson:

Approvals:

Client:

X

Architect:

X

Landlord:

X

Project Manager:

X

This is an original unpublished drawing created by Signs Now. It is submitted for your approval. It is not to be shown to anyone outside of your organization, nor is it to be reproduced, copied or exhibited in any fashion. The changing of colors, sizes, materials or illumination method does not alter the design. Ownership of this design is held by Signs Now. Authorization to use this design in any fashion must be obtained in writing from Global Sign Systems.

Note: The colors depicted in print here are a graphic representation. Actual colors may vary due to printers. See color specifications.

©2012 Signs Now

Page Title:

Drawing Tolerance:

Page Number:

Added Page 6

Design file name:

Marina del Rey Psychic